Financial Report

For the period ending

January 31, 2022

Marion CUSD #2
Financial Profile
For the period ending January 31, 2022

	Budgeted Revenue	Year-to-Date Revenue	Budget Balance	Percent of Budget Collected
Educational Fund	$ 37,721,999	$ 28,537,499	9,184,500	75.65%
Operations & Maintenance Fund	10,270,419	$ 4,278,926	5,991,493	41.66%
Lease Fund	1,130	$ 1,276	(146)	112.96%
Debt Service Fund	2,632,185	$ 1,913,173	719,012	72.68%
Transportation Fund	1,875,000	$ 1,812,061	62,939	96.64%
Social Security/Medicare Fund	500,500	$ 502,201	(1,701)	100.34%
IMRF Fund	538,000	$ 538,169	(169)	100.03%
Capital Projects Fund	2,695,000	$ 2,017,570	677,430	74.86%
Working Cash Fund	860	$ 859	1	99.94%
Tort Fund	698,500	$ 699,902	(1,402)	100.20%
Fire Prevention & Life Safety Fun	213,500	$ 216,473	(2,973)	101.39%
ALL FUNDS	**$ 57,147,093**	**$ 40,518,110**	**$ 16,628,983**	**70.90%**

Percent of Fiscal Year Completed = 58.33%

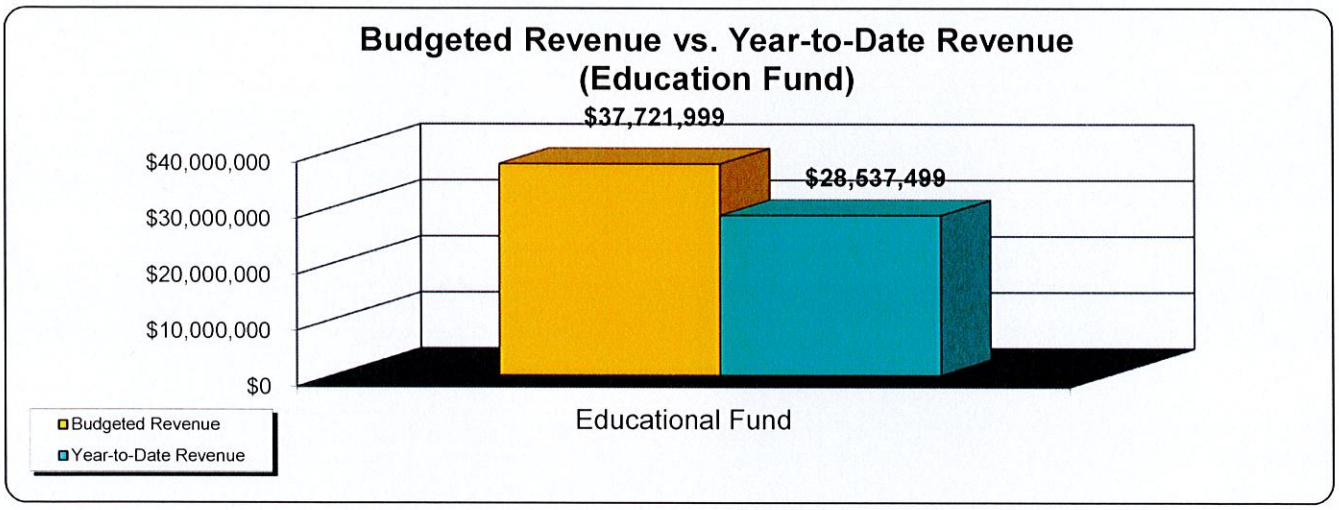

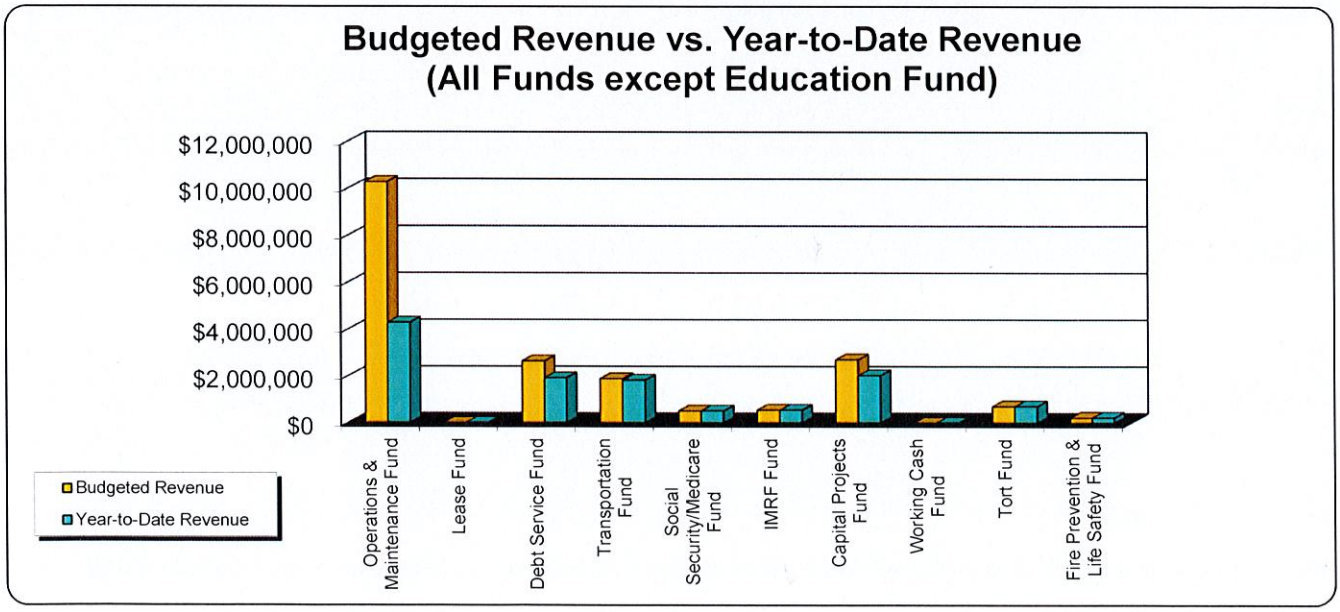

Marion CUSD #2
Financial Profile
For the period ending January 31, 2022

	Budgeted Expenditures	Year-to-Date Expenditures	Budget Balance	Percent of Budget Spent
Educational Fund	$ 37,440,545	$ 20,567,032	$ 16,873,513	54.93%
Operations & Maintenance Fund	10,302,319	2,582,639	$ 7,719,680	25.07%
Lease Fund	52,800	26,400	$ 26,400	50.00%
Debt Service Fund	2,631,285	1,610,122	$ 1,021,164	61.19%
Transportation Fund	1,928,762	853,051	$ 1,075,711	44.23%
Social Security/Medicare Fund	602,664	315,150	$ 287,514	52.29%
IMRF Fund	599,000	305,572	$ 293,428	51.01%
Capital Projects Fund	3,740,018	870,589	$ 2,869,430	23.28%
Working Cash Fund	0	0	0	0.00%
Tort Fund	650,000	513,285	$ 136,715	78.97%
Fire Prevention & Life Safety Fun	1,756,735	1,076,955	$ 679,780	61.30%
ALL FUNDS	**$ 59,704,128**	**$ 28,720,794**	**$ 30,983,334**	**48.11%**

Percent of Fiscal Year Completed = 58.33%

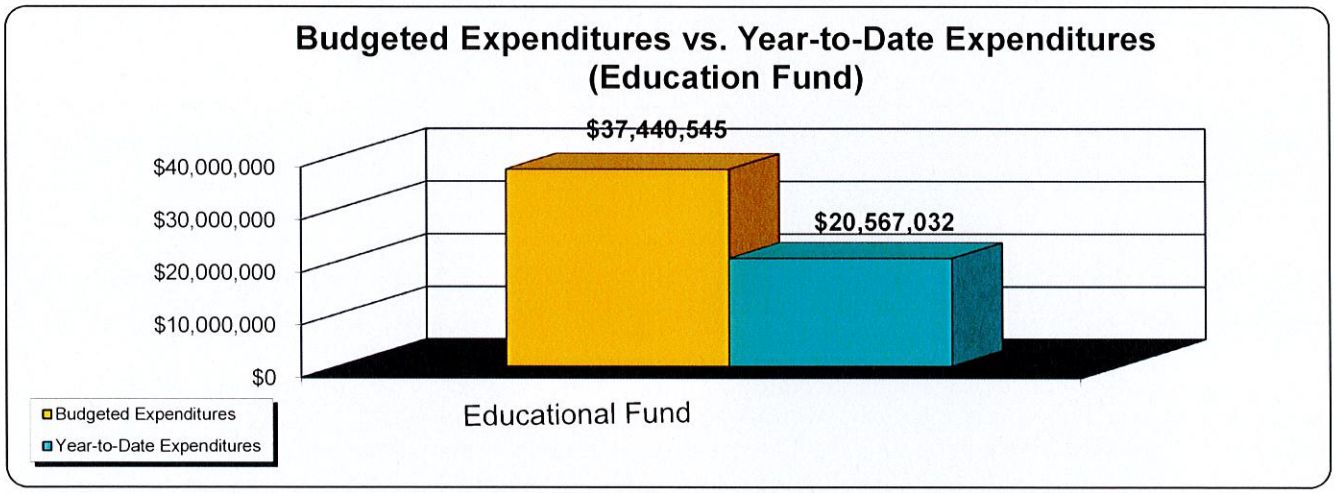

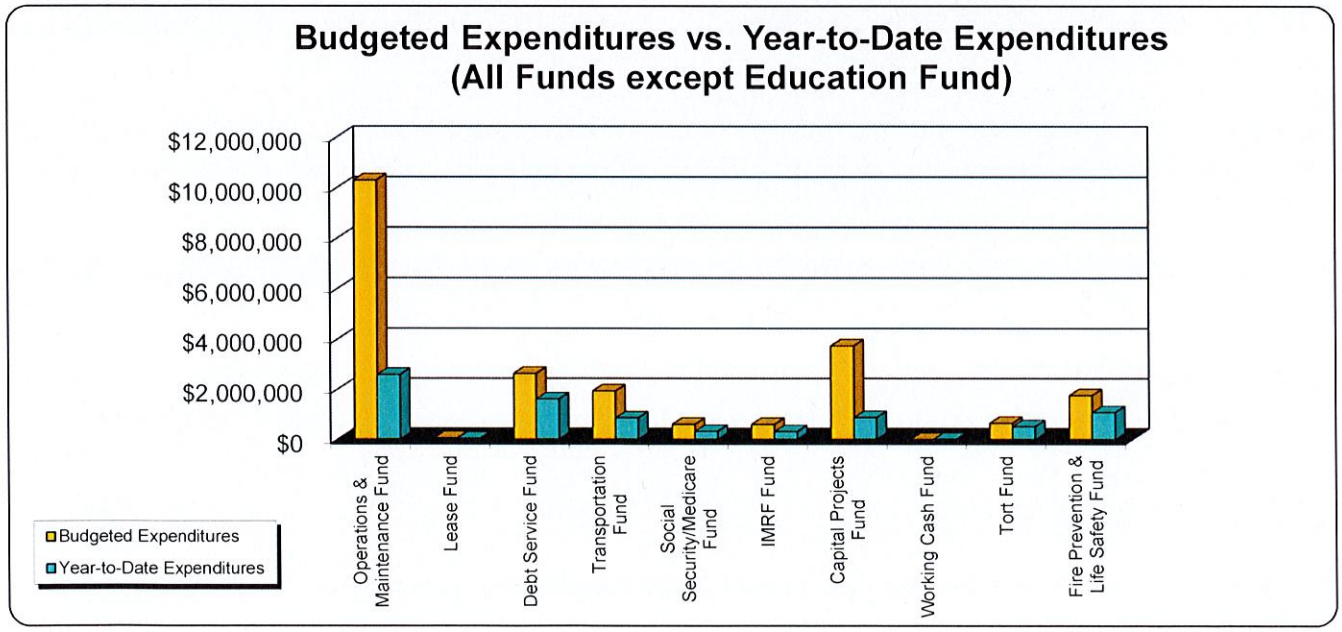

FDTLOC FUNC OBJ SJ SOURCE	Account Level Description	Ending Balance
A Asset		
10A000 1110 0000 00 000000	IMPREST, ADM, HS	26,000.48
10A000 1120 0000 00 000000	CASH IN BANK	13,349,971.72
10A000 1130 0000 00 000000	PETTY CASH	800.00
10A000 1140 0000 00 000000	HEALTH INSURANCE CHECKING	262,368.03
10A000 1260 0000 00 000000	Activity Account	0.00
10A000 1300 0000 00 000000	EDUC. TRANSF FROM W CASH	0.00
10A000 1310 0000 00 000000	TAXES RECEIVABLE	-0.31
10A000 1410 0000 00 000000	DUE TO ED FROM TORT	0.00
10A000 1410 0000 00 000002	ED LOAN TO O&M FUND	0.00
10A000 1410 0000 00 000004	LOAN TO TRANSPORTATION FUND	0.00
10A000 1410 0000 00 000008	ED LOAN TO TORT FUND	0.00
10A000 1530 0000 00 000000	GRANTS RECEIVABLE	-0.26
10A000 1610 0000 00 000001	18-19 LOAN TO VOCATIONAL DIST	0.00
10A000 1610 0000 00 000003	17-18 CTEI VOCATION LOAN	0.00
10A000 1610 0000 02 000002	13-14 LOAN TO PRE-K	-0.10
10A000 1610 0000 04 000004	11-12 LOAN PRE-K	0.29
10A000 1630 0000 00 000000	INSURANCE RECEIVABLE	0.21
10A000 1720 0000 00 000000	BUILDING TRADES HOUSE	0.00
10A--- ---- ---- -- ------		13,639,140.06
L Liability		
10L000 4110 0000 00 000000	EDUC.FROM BLDG FUND	0.00
10L000 4110 0000 00 000001	LOAN FROM WC	0.00
10L000 4110 0000 00 000002	LOAN FROM TRANS	0.00
10L000 4200 0000 00 000000	ACCRUED PAYROLL	0.00
10L000 4310 0000 00 000000	ACCOUNTS PAYABLE	-0.25
10L000 4340 0000 00 000000	ED LOAN FROM TRANS	0.00
10L000 4610 0000 00 000000	LINE OF CREDIT	0.00
10L000 4650 0000 00 000000	BIKING FOR BOOKS	0.00
10L000 4710 0000 00 000000	ACCRUED SALARIES AND BENEFITS	0.13
10L000 4810 0000 00 000451	EDUCATION TRS	0.36
10L000 4810 0000 00 000452	FIT	0.00
10L000 4810 0000 00 000453	SIT	0.03
10L000 4810 0000 00 000454	IMRF	0.00
10L000 4810 0000 00 000455	ANNUITIES	0.00
10L000 4810 0000 00 000456	HEALTH INSURANCE	0.00
10L000 4810 0000 00 000457	FICA	0.00
10L000 4810 0000 00 000458	MEDICARE	0.00
10L000 4810 0000 00 000459	CREDIT UNION & DUES	0.00
10L000 4810 0000 00 000460	UNITED WAY	0.00
10L000 4810 0000 00 000461	UNIT 2 FOUNDATION	0.00
10L000 4810 0000 00 000462	CIRCUIT CLERK	0.00
10L000 4810 0000 00 000464	KIDS FOUNDATION	0.00
10L000 4810 1000 00 000458	FICA/MEDICARE	0.00
10L000 4910 0000 00 000000	DEFERRED REVENUE	-0.27
10L000 4930 0000 00 000000	Activity Account	0.00
10L000 4980 0000 00 000000		0.00
10L000 4990 0000 00 000000	CONTINGENT HEALTH INSURANCE LI	-0.04
10L000 4990 0000 00 000003	Property Tax Building Trades	-5.99
10L000 5500 0000 00 000000	CONTINGENT HEALTH INS LIAB.	-153,741.64
10L--- ---- ---- -- ------		-153,747.67

FDTLOC FUNC OBJ SJ SOURCE	Account Level Description	Ending Balance
Q Equity		
10Q000 7030 0000 00 000002	RESTRICTED FUND BAL HEALTH INS	0.00
10Q000 7130 0000 00 000000	RESERVE FOR ENCUMBRANCES	0.00
10Q000 7300 0000 00 000000	EDUCATION FUND BALANCE	-13,485,392.39
10Q--- ---- ---- -- ------		-13,485,392.39
10---- ---- ---- -- ------		0.00
A Asset		
11A000 1260 0000 00 000000	ACTIVITY FUND CASH	407,001.84
11A--- ---- ---- -- ------		407,001.84
L Liability		
11L000 4930 0000 00 000000	ACTIVITY FUND LIABILITY	0.00
11L--- ---- ---- -- ------		0.00
Q Equity		
11Q000 7150 0000 00 000000	ACTIVITY FUND BALANCE	0.00
11Q000 7300 0000 00 000000	ACTIVITY ACCOUNT FUND BALANCE	-407,001.84
11Q--- ---- ---- -- ------		-407,001.84
11---- ---- ---- -- ------		0.00
A Asset		
20A000 1120 0000 00 000000	CASH IN BANK	3,666,103.45
20A000 1310 0000 00 000001	ALLOWANCE ACCOUNT	0.00
20A000 1410 0000 00 000000	O&M LOAN TO ED	0.00
20A000 1410 0000 00 000001	OM LOAN TO CAPITAL PROJECTS	0.00
20A000 1510 0000 00 000000	O&M LOAN TO ED	0.00
20A--- ---- ---- -- ------		3,666,103.45
L Liability		
20L000 4110 0000 00 000000	LOAN FROM WC	0.00
20L000 4110 0000 00 000001	LOAN FROM ED FUND	0.00
20L000 4110 0000 00 000002	LOAN FROM TRANSPORTATION	0.00
20L000 4200 0000 00 000000	ACCRUED PAYROLL	0.00
20L000 4310 0000 00 000000	ACCOUNTS PAYABLE	-0.02
20L000 4410 0000 00 000000	HS FIRE RESTORATION (INSURANCE	0.00
20L000 4710 0000 00 000000	ACCRUED SALARIES AND BENEFITS	-0.36
20L000 4810 0000 00 000451	TRS	0.00
20L000 4810 0000 00 000452	FIT	0.00
20L000 4810 0000 00 000453	SIT	0.00
20L000 4810 0000 00 000454	IMRF	0.00

FDTLOC FUNC OBJ SJ SOURCE	Account Level Description	Ending Balance
L	Liability	
20L000 4810 0000 00 000455	ANNUITIES	0.00
20L000 4810 0000 00 000456	HEALTH INSURANCE	0.00
20L000 4810 0000 00 000457	FICA	0.00
20L000 4810 0000 00 000458	MEDICARE	0.00
20L000 4810 0000 00 000459	CREDIT UNION, UNION DUES	0.00
20L000 4810 0000 00 000460	UNITED WAY	0.00
20L000 4810 0000 00 000462	CIRCUIT CLERK	0.00
20L000 4810 1000 00 000458	FICA/MEDICARE	0.00
20L000 4910 0000 00 000000	DEFERRED REVENUE	-0.40
20L000 4980 0000 00 000000		0.00
20L000 4990 0000 00 000000	PROPERTY TAX ON PURCHASE OF PR	3.53
20L--- ---- ---- -- ------		2.75
Q	Equity	
20Q000 7130 0000 00 000000	RESERVE FOR ENCUMBRANCES	0.00
20Q000 7300 0000 00 000000	OM FUND BALANCE	-3,666,106.20
20Q--- ---- ---- -- ------		-3,666,106.20
20---- ---- ---- -- ------		0.00
A	Asset	
21A000 1120 0000 00 000000	CASH IN BANK	55,415.35
21A000 1210 0000 00 000000	LEASE DEPOSIT	0.00
21A--- ---- ---- -- ------		55,415.35
L	Liability	
21L000 4310 0000 00 000000	ACCOUNTS PAYABLE	0.27
21L000 4910 0000 00 000000	DEFERRED REVENUE	0.13
21L000 5900 0000 00 000000	LT LIAB - COMPUTERS	0.00
21L000 5990 0000 00 000000	LEASE: LT LIAB - COMPUTERS	0.25
21L--- ---- ---- -- ------		0.65
Q	Equity	
21Q000 7300 0000 00 000000	OM LEASE FUND BALANCE	-55,416.00
21Q--- ---- ---- -- ------		-55,416.00
21---- ---- ---- -- ------		0.00
A	Asset	
30A000 1120 0000 00 000000	CASH IN BANK	309,472.62
30A--- ---- ---- -- ------		309,472.62

FDTLOC FUNC OBJ SJ SOURCE	Account Level Description	Ending Balance
L	Liability	
30L000 4310 0000 00 000000	ACCOUNTS PAYABLE	0.00
30L000 4910 0000 00 000000	DEFERRED REVENUE	0.42
30L--- ---- ---- -- ------		0.42
Q	Equity	
30Q000 7300 0000 00 000000	DEBT SERVICE FUND BALANCE	-309,473.04
30Q--- ---- ---- -- ------		-309,473.04
30---- ---- ---- -- ------		0.00
A	Asset	
40A000 1120 0000 00 000000	CASH IIN BANK	1,854,730.62
40A000 1410 0000 00 000000	TRANS LOAN TO ED	0.00
40A000 1420 0000 00 000000	LOAN TO O&M FUND	0.00
40A000 1510 0000 00 000000	TRANS LOAN TO ED	0.00
40A000 1530 0000 00 000000	GRANTS RECEIVABLE	0.28
40A000 1610 0000 00 000000	OTHER RECEIVABLES	0.00
40A000 1610 0000 00 000001	20-21 LOAN TO WCES	0.00
40A--- ---- ---- -- ------		1,854,730.90
L	Liability	
40L000 4110 0000 00 000000	LOAN FROM ED FUND	0.00
40L000 4200 0000 00 000000	ACCRUED PAYROLL	0.00
40L000 4310 0000 00 000000	ACCOUNTS PAYABLE	0.00
40L000 4310 0000 00 000001	AMERICAN EXPRESS LIABILITY	0.00
40L000 4650 0000 00 000000	BIKING FOR BOOKS	0.00
40L000 4710 0000 00 000000	ACCRUED SALARIES AND BENEFITS	-0.06
40L000 4810 0000 00 000451	TRS	0.00
40L000 4810 0000 00 000452	FIT	0.00
40L000 4810 0000 00 000453	SIT	0.00
40L000 4810 0000 00 000455	TORT: ANNUITIES	0.00
40L000 4810 0000 00 000456	HEALTH INSURANCE	0.00
40L000 4810 0000 00 000457	FICA	0.00
40L000 4810 0000 00 000458	MEDICARE	0.00
40L000 4810 1000 00 000458	FICA/MEDICARE	0.00
40L000 4910 0000 00 000000	DEFERRED REVENUE	-0.47
40L000 4980 0000 00 000000	ACCRUED EXPENSES	0.00
40L--- ---- ---- -- ------		-0.53
Q	Equity	
40Q000 7130 0000 00 000000	RESERVE FOR ENCUMBRANCES	0.00
40Q000 7300 0000 00 000000	TRANSPORTATION FUND BALANCE	-1,854,730.37
40Q--- ---- ---- -- ------		-1,854,730.37

FDTLOC FUNC OBJ SJ SOURCE	Account Level Description	Ending Balance
40---- ---- ---- -- ------		0.00
A	Asset	
50A000 1120 0000 00 000000	CASH IN BANK	497,075.69
50A--- ---- ---- -- ------		497,075.69
L	Liability	
50L000 4310 0000 00 000000	ACCOUNTS PAYABLE	0.00
50L000 4710 0000 00 000000	ACCRUED SALARIES AND BENEFITS	0.00
50L000 4910 0000 00 000000	DEFERRED REVENUE	-0.12
50L000 4980 0000 00 000000		0.00
50L--- ---- ---- -- ------		-0.12
Q	Equity	
50Q000 7300 0000 00 000000	IMRF/SS FUND BALANCE	-497,075.57
50Q--- ---- ---- -- ------		-497,075.57
50---- ---- ---- -- ------		0.00
A	Asset	
51A000 1120 0000 00 000000	CASH IN BANK	455,392.22
51A--- ---- ---- -- ------		455,392.22
L	Liability	
51L000 4310 0000 00 000000	ACCOUNTS PAYABLE	0.00
51L000 4710 0000 00 000000	Accrued Salaries and Benefits	0.00
51L000 4980 0000 00 000000		0.00
51L--- ---- ---- -- ------		0.00
Q	Equity	
51Q000 7300 0000 00 000000		-455,392.22
51Q--- ---- ---- -- ------		-455,392.22
51---- ---- ---- -- ------		0.00

FDTLOC FUNC OBJ SJ SOURCE	Account Level Description	Ending Balance
A	Asset	
60A000 1120 0000 00 000000	CASH IN BANK	2,496,854.93
60A000 2200 0000 00 000000	LAND PURCHASE	0.00
60A--- ---- ---- -- ------		2,496,854.93
L	Liability	
60L000 4110 0000 00 000000	LOAN FROM OM	0.00
60L000 4310 0000 00 000000	ACCOUNTS PAYABLE	-0.41
60L000 4910 0000 00 000000	DEFERRED REVENUE	0.00
60L000 4990 0000 00 000000	PROPERTY TAX OWED FOR LOT 2014	-455.66
60L--- ---- ---- -- ------		-456.07
Q	Equity	
60Q000 7130 0000 00 000000	RESERVE FOR ENCUMBRANCES	0.00
60Q000 7300 0000 00 000000	CAPITAL PROJECTS FUND BALANCE	-2,496,398.86
60Q--- ---- ---- -- ------		-2,496,398.86
60---- ---- ---- -- ------		0.00
A	Asset	
70A000 1120 0000 00 000000	CASH IN BANK	8,081.53
70A000 1410 0000 00 000000	WC LOAN TO ED	0.00
70A000 1410 0000 00 000001	WC LOAN TO OM	0.00
70A000 1510 0000 00 000000	LOAN TO EDUCATION FUND	0.00
70A--- ---- ---- -- ------		8,081.53
L	Liability	
70L000 4310 0000 00 000000	ACCOUNTS PAYABLE	0.00
70L000 4910 0000 00 000000	DEFERRED REVENUE	0.38
70L--- ---- ---- -- ------		0.38
Q	Equity	
70Q000 7300 0000 00 000000	WORKING CASH FUND BALANCE	-8,081.91
70Q--- ---- ---- -- ------		-8,081.91
70---- ---- ---- -- ------		0.00

FDTLOC FUNC OBJ SJ SOURCE	Account Level Description	Ending Balance
A Asset		
80A000 1120 0000 00 000000	CASH IN BANK	248,662.31
80A--- ---- ---- -- ------		248,662.31
L Liability		
80L000 4110 0000 00 000000	DUE TO ED FROM TORT	0.00
80L000 4110 0000 00 000001	LOAN FROM ED FUND	0.00
80L000 4310 0000 00 000000	ACCOUNTS PAYABLE	0.00
80L000 4810 0000 00 000451	TRS	0.00
80L000 4810 0000 00 000452	FIT	0.00
80L000 4810 0000 00 000453	SIT	0.00
80L000 4810 0000 00 000454	IMRF	0.00
80L000 4810 0000 00 000455	ANNUTIES	0.00
80L000 4810 0000 00 000456	HEALTH INSURANCE	0.00
80L000 4810 0000 00 000457	FICA	0.00
80L000 4810 0000 00 000458	MEDICARE	0.00
80L000 4810 0000 00 000459	CU/DUES	0.00
80L000 4810 0000 00 000460	UNITED WAY	0.00
80L000 4810 0000 00 000461	UNIT 2 FOUNDATION	0.00
80L000 4810 0000 00 000462	CIRCUIT CLERK	0.00
80L000 4810 0000 00 000464	KIDS FOUNDATION	0.00
80L000 4810 1000 00 000458	FICA/MEDICARE	0.00
80L000 4910 0000 00 000000	DEFERRED REVENUE	0.00
80L--- ---- ---- -- ------		0.00
Q Equity		
80Q000 7130 0000 00 000000	RESERVE FOR ENCUMBRANCES	0.00
80Q000 7300 0000 00 000000	TORT FUND BALANCE	-248,662.31
80Q--- ---- ---- -- ------		-248,662.31
80---- ---- ---- -- ------		0.00
A Asset		
90A000 1120 0000 00 000000	CASH IN BANK	1,109,254.15
90A--- ---- ---- -- ------		1,109,254.15
L Liability		
90L000 4310 0000 00 000000	ACCOUNTS PAYABLE	-0.50
90L000 4910 0000 00 000000	DEFERRED REVENUE	-0.48
90L--- ---- ---- -- ------		-0.98

FDTLOC FUNC OBJ SJ SOURCE	Account Level Description	Ending Balance
Q Equity		
90Q000 7130 0000 00 000000	RESERVE FOR ENCUMBRANCES	0.00
90Q000 7300 0000 00 000000	FP&S FUND BALANCE	-1,109,253.17
90Q--- ---- ---- -- ------		-1,109,253.17
90---- ---- ---- -- ------		0.00
Grand Asset Totals		24,747,185.05
Grand Liability Totals		-154,201.17
Grand Equity Totals		-24,592,983.88
Grand Totals		0.00

Number of Accounts: 171

********** End of report **********

CHECK NUMBER	CHECK DATE	VENDOR	INVOICE NUMBER	ACCOUNT NUMBER	INVOICE DESCRIPTION	AMOUNT
70323	01/26/2022	OVERHEAD DOOR/MTVERN	SVC/714073	20E000 2542 3190 00 000000	REPAIR OF DOORS- LINCOLN	-3,353.60
					Totals for 70323	-3,353.60
70346	01/25/2022	AFLAC	20220125AD	10L000 4810 0000 00 000456	Payroll accrual	151.32
70346	01/25/2022	AFLAC	20220125AD	20L000 4810 0000 00 000456	Payroll accrual	9.70
70346	01/25/2022	AFLAC	20220125AD	10L000 4810 0000 00 000456	Payroll accrual	293.09
					Totals for 70346	454.11
70347	01/25/2022	COLONIAL LIFE &ACC I	20220125AD	10L000 4810 0000 00 000456	Dental Insurance	844.65
					Totals for 70347	844.65
70348	01/25/2022	CONNECTICUT-CCSPC	20220125AD	20L000 4810 0000 00 000462	Payroll accrual	108.63
					Totals for 70348	108.63
70349	01/25/2022	ILL STATE DISB UNIT	20220125AD	10L000 4810 0000 00 000462	Payroll accrual	35.57
70349	01/25/2022	ILL STATE DISB UNIT	20220125AD	10L000 4810 0000 00 000462	Payroll accrual	200.00
70349	01/25/2022	ILL STATE DISB UNIT	20220125AD	10L000 4810 0000 00 000462	Payroll accrual	651.00
					Totals for 70349	886.57
70350	01/25/2022	KIDS FOUNDATION	20220125AD	10L000 4810 0000 00 000464	Payroll accrual	73.25
					Totals for 70350	73.25
70351	01/25/2022	LABORERS' LOCAL 773	20220125AD	20L000 4810 0000 00 000459	Payroll accrual	471.50
					Totals for 70351	471.50
70352	01/25/2022	LOCAL 773	20220125AD	10L000 4810 0000 00 000459	Payroll accrual	222.00
					Totals for 70352	222.00
70353	01/25/2022	MARION EDUCATION ASS	20220125AD	10L000 4810 0000 00 000459	Teacher dues	10,706.09
					Totals for 70353	10,706.09
70354	01/25/2022	MARION UNIT 2 FOUNDA	20220125AD	10L000 4810 0000 00 000461	Payroll accrual	122.00
					Totals for 70354	122.00
70355	01/25/2022	NIKKI TRAVELSTEAD201	20220125AD	10L000 4810 0000 00 000462	Payroll accrual	250.00
					Totals for 70355	250.00
70356	01/25/2022	SIU CREDIT UNION	20220125AD	10L000 4810 0000 00 000459	Payroll accrual	1,100.00
					Totals for 70356	1,100.00
70357	01/25/2022	THE GUARDIAN-APPLETO	20220125AD	10L000 4810 0000 00 000456	Dental insurance	3,109.71
70357	01/25/2022	THE GUARDIAN-APPLETO	20220125AD	20L000 4810 0000 00 000456	Dental insurance	103.84
					Totals for 70357	3,213.55
70358	01/27/2022	DE LAGE LANDEN PUBLI	ADVANCE	40E000 2550 3190 00 000001	1ST PAYMENT	9,597.35
					Totals for 70358	9,597.35
70359	01/27/2022	ERIE INSURANCE GROUP	01/10/2022	80E000 2365 3800 00 000000	Commercial Fleet Insurance	790.00
					Totals for 70359	790.00
70360	01/27/2022	LANGHORST CONST CO	22027	20E000 2542 3190 00 000000	Repair to MJHS	19,381.50
					Totals for 70360	19,381.50
70361	01/27/2022	OVERHEAD DOOR COMPAN	SVC/714073	20E000 2542 3190 00 000000	REPAIR OF DOORS- LINCOLN	3,353.60
					Totals for 70361	3,353.60
70362	01/27/2022	ROSS CONSTRUCTION, I	App. 3-Fin	60E110 2535 5230 00 021053	Application 3-Final	6,623.00
					Totals for 70362	6,623.00
70363	01/27/2022	SOUTHERN BUS & MOBIL	10934	40E000 2552 4100 00 000000	ACTIVITY BUS TITLE/LICENSE FEE	163.00
					Totals for 70363	163.00
70364	01/27/2022	THE INSURANCE HOUSE	3521	80E000 2365 3800 00 000000	Policy for the Auto Shop	147.00
					Totals for 70364	147.00
70365	01/31/2022	SECRETARY OF STATE	Truck Regi	20E000 2542 6400 00 000000	Truck Regisrtation	326.00
					Totals for 70365	326.00
					Totals for checks	55,480.20

F U N D S U M M A R Y

FUND	DESCRIPTION	BALANCE SHEET	REVENUE	EXPENSE	TOTAL
10	EDUCATIONAL FUND	17,758.68	0.00	0.00	17,758.68
20	OPERATIONS & MAINTENANCE FUND	693.67	0.00	19,707.50	20,401.17
40	TRANSPORTATION FUND	0.00	0.00	9,760.35	9,760.35
60	CAPITAL PROJECTS FUND OR FUND	0.00	0.00	6,623.00	6,623.00
80	TORT IMMUNITY AND JUDGMENT FUN	0.00	0.00	937.00	937.00
*** Fund Summary Totals ***		18,452.35	0.00	37,027.85	55,480.20

********** End of report **********

CHECK NUMBER	CHECK DATE	VENDOR	ACCOUNT NUMBER	INVOICE DESCRIPTION	AMOUNT
202100204	01/21/2022	AMERICAN EXPRESS	10E000 1400 3190 20 00000	American Express Charges	1,172.36
202100204	01/21/2022	AMERICAN EXPRESS	20E000 2542 3400 00 00000	American Express Charges	1,258.36
202100204	01/21/2022	AMERICAN EXPRESS	10E000 1103 4100 00 00000	American Express Charges	-60.00
202100204	01/21/2022	AMERICAN EXPRESS	80E000 2365 3800 00 00000	American Express Charges	90.00
202100204	01/21/2022	AMERICAN EXPRESS	10E000 4190 3190 00 00000	American Express Charges	381.44
202100204	01/21/2022	AMERICAN EXPRESS	10E204 1102 4100 00 00000	American Express Charges	177.74
202100204	01/21/2022	AMERICAN EXPRESS	10E108 2223 4900 00 00000	American Express Charges	39.92
202100204	01/21/2022	AMERICAN EXPRESS	10E108 2410 4100 00 00000	American Express Charges	211.86
202100204	01/21/2022	AMERICAN EXPRESS	10E109 1101 4100 00 00000	American Express Charges	16.68
202100204	01/21/2022	AMERICAN EXPRESS	10E303 1103 4100 00 00000	American Express Charges	3,373.06
202100204	01/21/2022	AMERICAN EXPRESS	10E303 2223 4900 00 00000	American Express Charges	138.20
202100204	01/21/2022	AMERICAN EXPRESS	10E000 2510 3400 00 00000	American Express Charges	408.99
202100204	01/21/2022	AMERICAN EXPRESS	10E107 1101 3400 00 00000	American Express Charges	105.30
202100204	01/21/2022	AMERICAN EXPRESS	10E000 2510 3400 00 00000	American Express Charges	81.93
202100204	01/21/2022	AMERICAN EXPRESS	20E000 2543 3210 00 00000	American Express Charges	3,249.01
202100204	01/21/2022	AMERICAN EXPRESS	20E000 2542 4100 00 00000	American Express Charges	1,372.77
202100204	01/21/2022	AMERICAN EXPRESS	10E000 2225 4100 00 00000	American Express Charges	86.59
202100204	01/21/2022	AMERICAN EXPRESS	10E000 2510 4100 00 00000	American Express Charges	30.00
202100204	01/21/2022	AMERICAN EXPRESS	10E110 1101 4100 00 00000	American Express Charges	74.97
202100204	01/21/2022	AMERICAN EXPRESS	10E105 1101 4100 00 00000	American Express Charges	137.86
202100204	01/21/2022	AMERICAN EXPRESS	20E000 2542 3190 00 00000	American Express Charges	2,272.37
202100204	01/21/2022	AMERICAN EXPRESS	20E000 2542 3400 00 00000	American Express Charges	28,000.00
202100204	01/21/2022	AMERICAN EXPRESS	20E000 2542 3400 00 00000	American Express Charges	911.13
202100204	01/21/2022	AMERICAN EXPRESS	10E105 1101 3400 00 00000	American Express Charges	111.00
202100204	01/21/2022	AMERICAN EXPRESS	20E000 2542 3400 00 00000	American Express Charges	1,303.74
202100204	01/21/2022	AMERICAN EXPRESS	80E000 2365 3800 00 00000	American Express Charges	30.00
202100204	01/21/2022	AMERICAN EXPRESS	10E000 4190 3190 00 00000	American Express Charges	348.76
202100204	01/21/2022	AMERICAN EXPRESS	10E107 1101 4100 00 00000	American Express Charges	177.10
202100204	01/21/2022	AMERICAN EXPRESS	10E204 1102 4100 00 00000	American Express Charges	966.54
202100204	01/21/2022	AMERICAN EXPRESS	10E204 2223 4900 00 00000	American Express Charges	249.99
202100204	01/21/2022	AMERICAN EXPRESS	10E109 2223 4900 00 00000	American Express Charges	68.14
202100204	01/21/2022	AMERICAN EXPRESS	10E108 1101 4100 00 00000	American Express Charges	1,625.66
202100204	01/21/2022	AMERICAN EXPRESS	10E109 1101 4100 00 00000	American Express Charges	1,418.49
202100204	01/21/2022	AMERICAN EXPRESS	20E000 2542 4100 00 00000	American Express Charges	450.94
202100204	01/21/2022	AMERICAN EXPRESS	10E303 1103 3320 00 00000	American Express Charges	30,017.62
202100204	01/21/2022	AMERICAN EXPRESS	10E000 1500 4100 31 00000	American Express Charges	277.84
202100204	01/21/2022	AMERICAN EXPRESS	10E303 1103 4100 00 00000	American Express Charges	3,911.89
202100204	01/21/2022	AMERICAN EXPRESS	10E303 1103 4130 00 00000	American Express Charges	84.95
202100204	01/21/2022	AMERICAN EXPRESS	10E303 2134 4100 00 00000	American Express Charges	119.80
202100204	01/21/2022	AMERICAN EXPRESS	10E204 1102 3400 00 00000	American Express Charges	486.51
202100204	01/21/2022	AMERICAN EXPRESS	10E000 2510 3400 00 00000	American Express Charges	122.85
202100204	01/21/2022	AMERICAN EXPRESS	20E000 2543 3210 00 00000	American Express Charges	3,209.39
202100204	01/21/2022	AMERICAN EXPRESS	20E000 2542 4100 00 00000	American Express Charges	416.77
202100204	01/21/2022	AMERICAN EXPRESS	10E000 2225 4100 00 00000	American Express Charges	94.50
202100204	01/21/2022	AMERICAN EXPRESS	10E000 2510 4100 00 00000	American Express Charges	30.00
202100204	01/21/2022	AMERICAN EXPRESS	10E000 2510 4100 00 00000	American Express Charges	184.93
202100204	01/21/2022	AMERICAN EXPRESS	10E110 1101 4100 00 00000	American Express Charges	1,257.18
				Totals for 202100204	90,495.13
202100205	01/25/2022	COMMON REMITTER	10L000 4810 0000 00 00045	Payroll accrual	5,263.78
202100205	01/25/2022	COMMON REMITTER	10L000 4810 0000 00 00045	Payroll accrual	141.95
				Totals for 202100205	5,405.73
202100206	01/25/2022	ILLINOIS DEPT OF REV	10L000 4810 0000 00 00045	Payroll accrual	38,585.04
202100206	01/25/2022	ILLINOIS DEPT OF REV	20L000 4810 0000 00 00045	Payroll accrual	2,127.33
202100206	01/25/2022	ILLINOIS DEPT OF REV	40L000 4810 0000 00 00045	Payroll accrual	34.74
202100206	01/25/2022	ILLINOIS DEPT OF REV	10L000 4810 0000 00 00045	Payroll accrual	423.00
202100206	01/25/2022	ILLINOIS DEPT OF REV	20L000 4810 0000 00 00045	Payroll accrual	1.00

CHECK NUMBER	CHECK DATE	VENDOR	ACCOUNT NUMBER	INVOICE DESCRIPTION	AMOUNT
				Totals for 202100206	41,171.11
202100207	01/25/2022	ILLINOIS MUNICIPAL	10L000 4810 0000 00 00045	Payroll accrual	721.50
202100207	01/25/2022	ILLINOIS MUNICIPAL	20L000 4810 0000 00 00045	Payroll accrual	582.07
202100207	01/25/2022	ILLINOIS MUNICIPAL	10L000 4710 0000 00 00000	Payroll accrual	4,846.24
202100207	01/25/2022	ILLINOIS MUNICIPAL	20L000 4710 0000 00 00000	Payroll accrual	2,135.90
202100207	01/25/2022	ILLINOIS MUNICIPAL	40L000 4710 0000 00 00000	Payroll accrual	35.34
202100207	01/25/2022	ILLINOIS MUNICIPAL	51L000 4710 0000 00 00000	Payroll accrual	19,524.49
				Totals for 202100207	27,845.54
202100208	01/25/2022	INTERNAL REVENUE SER	10L000 4810 0000 00 00045	Payroll accrual	7,457.74
202100208	01/25/2022	INTERNAL REVENUE SER	20L000 4810 0000 00 00045	Payroll accrual	2,976.32
202100208	01/25/2022	INTERNAL REVENUE SER	40L000 4810 0000 00 00045	Payroll accrual	45.70
202100208	01/25/2022	INTERNAL REVENUE SER	10L000 4810 0000 00 00045	Payroll accrual	74,002.02
202100208	01/25/2022	INTERNAL REVENUE SER	20L000 4810 0000 00 00045	Payroll accrual	2,774.98
202100208	01/25/2022	INTERNAL REVENUE SER	40L000 4810 0000 00 00045	Payroll accrual	68.70
202100208	01/25/2022	INTERNAL REVENUE SER	10L000 4810 0000 00 00045	Payroll accrual	11,883.71
202100208	01/25/2022	INTERNAL REVENUE SER	20L000 4810 0000 00 00045	Payroll accrual	696.10
202100208	01/25/2022	INTERNAL REVENUE SER	40L000 4810 0000 00 00045	Payroll accrual	10.69
202100208	01/25/2022	INTERNAL REVENUE SER	10L000 4810 0000 00 00045	Payroll accrual	3,039.09
202100208	01/25/2022	INTERNAL REVENUE SER	20L000 4810 0000 00 00045	Payroll accrual	5.00
202100208	01/25/2022	INTERNAL REVENUE SER	50L000 4710 0000 00 00000	Payroll accrual	10,479.76
202100208	01/25/2022	INTERNAL REVENUE SER	50L000 4710 0000 00 00000	Payroll accrual	12,590.50
				Totals for 202100208	126,030.31
202100209	01/25/2022	TEACHER HEALTH INS S	10L000 4810 0000 00 00045	Payroll accrual	269.47
202100209	01/25/2022	TEACHER HEALTH INS S	10L000 4710 0000 00 00000	Payroll accrual	12,072.04
202100209	01/25/2022	TEACHER HEALTH INS S	10L000 4710 0000 00 00000	Payroll accrual	200.60
				Totals for 202100209	12,542.11
202100210	01/25/2022	TEACHERS RET0058	10L000 4710 0000 00 00000	Payroll accrual	4,479.55
202100210	01/25/2022	TEACHERS RET0058	10L000 4710 0000 00 00000	Payroll accrual	173.62
				Totals for 202100210	4,653.17
202100211	01/25/2022	TEACHERS RETIREMENT	10L000 4810 0000 00 00045	Payroll accrual	2,694.36
202100211	01/25/2022	TEACHERS RETIREMENT	10L000 4710 0000 00 00000	Payroll accrual	69,201.45
				Totals for 202100211	71,895.81
202100212	01/25/2022	TEACHERS RETIREMT SY	10L000 4710 0000 00 00000	Payroll accrual	5,816.90
202100212	01/25/2022	TEACHERS RETIREMT SY	10L000 4710 0000 00 00000	Payroll accrual	117.79
				Totals for 202100212	5,934.69
202100213	01/21/2022	MASTERCARD	20E000 2545 4100 00 00000	Mastercard Charges	1,551.14
202100213	01/21/2022	MASTERCARD	20E000 2542 3400 00 00000	Mastercard Charges	322.00
202100213	01/21/2022	MASTERCARD	20E000 2545 4100 00 00000	Mastercard Charges	48.93
202100213	01/21/2022	MASTERCARD	10E000 2225 4100 00 00000	Mastercard Charges	41.84
202100213	01/21/2022	MASTERCARD	40E000 2552 4100 00 00000	Mastercard Charges	174.15
202100213	01/21/2022	MASTERCARD	10E000 2545 4100 10 00000	Mastercard Charges	81.21
202100213	01/21/2022	MASTERCARD	10E930 2900 4100 30 00000	Mastercard Charges	200.00
202100213	01/21/2022	MASTERCARD	10E000 2520 4100 00 00000	Mastercard Charges	125.00
202100213	01/21/2022	MASTERCARD	10E303 1103 4100 00 00000	Mastercard Charges	1,095.90
202100213	01/21/2022	MASTERCARD	10E000 2225 4100 00 00000	Mastercard Charges	189.83
202100213	01/21/2022	MASTERCARD	10E000 1500 3320 06 00000	Mastercard Charges	660.57
202100213	01/21/2022	MASTERCARD	10E000 1500 3320 15 00000	Mastercard Charges	2,187.90
202100213	01/21/2022	MASTERCARD	10E000 2560 5400 84 00000	Mastercard Charges	1,537.86
202100213	01/21/2022	MASTERCARD	10E110 2560 4100 84 00000	Mastercard Charges	442.00
				Totals for 202100213	8,658.33
202100214	01/28/2022	WALMART COMMUNITY	10E000 2520 4100 00 00000	Wal-Mart Purchases	17.92
202100214	01/28/2022	WALMART COMMUNITY	10E000 1251 4100 00 00000	Wal-Mart Purchases	148.25
202100214	01/28/2022	WALMART COMMUNITY	10E000 2560 4100 84 00000	Wal-Mart Purchases	210.24
				Totals for 202100214	376.41
202100215	01/28/2022	MASTERCARD	10E000 2560 4100 84 00000	Mastercard Charges	39.80
202100215	01/28/2022	MASTERCARD	10E000 2560 4100 84 00000	Mastercard Charges	107.92

CHECK NUMBER	CHECK DATE	VENDOR	ACCOUNT NUMBER	INVOICE DESCRIPTION	AMOUNT
202100215	01/28/2022	MASTERCARD	10E000 2560 4100 84 00000	Mastercard Charges	79.52
				Totals for 202100215	227.24
202100217	01/28/2022	CONSTELLATION NEW EN	20E204 2542 4660 00 00000	District-Electric	-104.82
202100217	01/28/2022	CONSTELLATION NEW EN	20E110 2542 4660 00 00000	District-Electric	-13.98
				Totals for 202100217	-118.80
				Totals for checks	395,116.78

F U N D S U M M A R Y

FUND	DESCRIPTION	BALANCE SHEET	REVENUE	EXPENSE	TOTAL
10	EDUCATIONAL FUND	241,389.85	0.00	55,096.41	296,486.26
20	OPERATIONS & MAINTENANCE FUND	11,298.70	0.00	44,247.75	55,546.45
40	TRANSPORTATION FUND	195.17	0.00	174.15	369.32
50	SOCIAL SECURITY/MEDICARE	23,070.26	0.00	0.00	23,070.26
51	ILLINOIS MUNICIPAL RETIREMENT	19,524.49	0.00	0.00	19,524.49
80	TORT IMMUNITY AND JUDGMENT FUN	0.00	0.00	120.00	120.00
*** Fund Summary Totals ***		295,478.47	0.00	99,638.31	395,116.78

********** End of report **********

CHECK NUMBER	CHECK DATE	VENDOR	ACCOUNT NUMBER	INVOICE DESCRIPTION	AMOUNT
212200103	01/25/2022	MARION CUSD #2 HEALT	10L000 4810 0000 00 00045	Payroll accrual	5,881.20
212200103	01/25/2022	MARION CUSD #2 HEALT	20L000 4810 0000 00 00045	Payroll accrual	202.80
212200103	01/25/2022	MARION CUSD #2 HEALT	10L000 4810 0000 00 00045	Payroll accrual	4,532.68
212200103	01/25/2022	MARION CUSD #2 HEALT	20L000 4810 0000 00 00045	Payroll accrual	1,205.50
212200103	01/25/2022	MARION CUSD #2 HEALT	40L000 4810 0000 00 00045	Payroll accrual	48.22
212200103	01/25/2022	MARION CUSD #2 HEALT	10L000 4810 0000 00 00045	Payroll accrual	158.10
212200103	01/25/2022	MARION CUSD #2 HEALT	10L000 4810 0000 00 00045	Payroll accrual	20,130.60
212200103	01/25/2022	MARION CUSD #2 HEALT	20L000 4810 0000 00 00045	Payroll accrual	862.74
212200103	01/25/2022	MARION CUSD #2 HEALT	10L000 4810 0000 00 00045	Payroll accrual	8,989.66
212200103	01/25/2022	MARION CUSD #2 HEALT	20L000 4810 0000 00 00045	Payroll accrual	877.04
212200103	01/25/2022	MARION CUSD #2 HEALT	10L000 4710 0000 00 00000	Payroll accrual	17,643.31
212200103	01/25/2022	MARION CUSD #2 HEALT	20L000 4710 0000 00 00000	Payroll accrual	608.39
212200103	01/25/2022	MARION CUSD #2 HEALT	10L000 4710 0000 00 00000	Payroll accrual	13,597.85
212200103	01/25/2022	MARION CUSD #2 HEALT	20L000 4710 0000 00 00000	Payroll accrual	3,616.45
212200103	01/25/2022	MARION CUSD #2 HEALT	40L000 4710 0000 00 00000	Payroll accrual	144.66
212200103	01/25/2022	MARION CUSD #2 HEALT	10L000 4710 0000 00 00000	Payroll accrual	1,029.24
212200103	01/25/2022	MARION CUSD #2 HEALT	10L000 4710 0000 00 00000	Payroll accrual	60,392.50
212200103	01/25/2022	MARION CUSD #2 HEALT	20L000 4710 0000 00 00000	Payroll accrual	2,588.25
212200103	01/25/2022	MARION CUSD #2 HEALT	10L000 4710 0000 00 00000	Payroll accrual	26,968.16
212200103	01/25/2022	MARION CUSD #2 HEALT	20L000 4710 0000 00 00000	Payroll accrual	2,631.04
				Totals for 212200103	172,108.39
212200104	01/27/2022	OATES, KEITH	10E000 2321 3320 00 00000	Chicago Conference Reimbursement	256.00
				Totals for 212200104	256.00
				Totals for checks	172,364.39

F U N D S U M M A R Y

FUND	DESCRIPTION	BALANCE SHEET	REVENUE	EXPENSE	TOTAL
10	EDUCATIONAL FUND	159,323.30	0.00	256.00	159,579.30
20	OPERATIONS & MAINTENANCE FUND	12,592.21	0.00	0.00	12,592.21
40	TRANSPORTATION FUND	192.88	0.00	0.00	192.88
*** Fund Summary Totals ***		172,108.39	0.00	256.00	172,364.39

********** End of report **********

CHECK NUMBER	CHECK DATE	VENDOR	INVOICE NUMBER	ACCOUNT NUMBER	INVOICE DESCRIPTION	AMOUNT
70280	01/13/2022	AIRGAS USA, LLC	9984511432	10E000 1400 3190 20 000000	cylinder rental	-577.80
					Totals for 70280	-577.80
70366	02/10/2022	AFLAC	20220210AD	10L000 4810 0000 00 000456	Payroll accrual	151.32
70366	02/10/2022	AFLAC	20220210AD	20L000 4810 0000 00 000456	Payroll accrual	9.70
70366	02/10/2022	AFLAC	20220210AD	10L000 4810 0000 00 000456	Payroll accrual	293.09
					Totals for 70366	454.11
70367	02/10/2022	COLONIAL LIFE &ACC I	20220210AD	10L000 4810 0000 00 000456	Dental Insurance	844.65
					Totals for 70367	844.65
70368	02/10/2022	CONNECTICUT-CCSPC	20220210AD	20L000 4810 0000 00 000462	Payroll accrual	108.63
					Totals for 70368	108.63
70369	02/10/2022	ILL STATE DISB UNIT	20220210AD	10L000 4810 0000 00 000462	Payroll accrual	35.57
70369	02/10/2022	ILL STATE DISB UNIT	20220210AD	10L000 4810 0000 00 000462	Payroll accrual	200.00
70369	02/10/2022	ILL STATE DISB UNIT	20220210AD	10L000 4810 0000 00 000462	Payroll accrual	651.00
					Totals for 70369	886.57
70370	02/10/2022	KIDS FOUNDATION	20220210AD	10L000 4810 0000 00 000464	Payroll accrual	73.25
					Totals for 70370	73.25
70371	02/10/2022	LABORERS' LOCAL 773	20220210AD	20L000 4810 0000 00 000459	Payroll accrual	473.50
					Totals for 70371	473.50
70372	02/10/2022	LOCAL 773	20220210AD	10L000 4810 0000 00 000459	Payroll accrual	222.00
					Totals for 70372	222.00
70373	02/10/2022	MARION EDUCATION ASS	20220210AD	10L000 4810 0000 00 000459	Teacher dues	10,706.09
					Totals for 70373	10,706.09
70374	02/10/2022	MARION UNIT 2 FOUNDA	20220210AD	10L000 4810 0000 00 000461	Payroll accrual	122.00
					Totals for 70374	122.00
70375	02/10/2022	NIKKI TRAVELSTEAD201	20220210AD	10L000 4810 0000 00 000462	Payroll accrual	250.00
					Totals for 70375	250.00
70376	02/10/2022	SIU CREDIT UNION	20220210AD	10L000 4810 0000 00 000459	Payroll accrual	1,100.00
					Totals for 70376	1,100.00
70377	02/10/2022	THE GUARDIAN-APPLETO	20220210AD	10L000 4810 0000 00 000456	Dental insurance	3,068.74
70377	02/10/2022	THE GUARDIAN-APPLETO	20220210AD	20L000 4810 0000 00 000456	Dental insurance	103.84
					Totals for 70377	3,172.58
70378	02/08/2022	CITY OF MARION WATER	January Wa	20E000 2542 3700 00 000011	District-Water	33.20
70378	02/08/2022	CITY OF MARION WATER	January Wa	20E000 2542 3700 00 000013	District-Water	54.41
70378	02/08/2022	CITY OF MARION WATER	January Wa	20E110 2542 3700 00 000000	District-Water	713.92
70378	02/08/2022	CITY OF MARION WATER	January Wa	20E109 2542 3700 00 000000	District-Water	256.09
70378	02/08/2022	CITY OF MARION WATER	January Wa	20E108 2542 3700 00 000000	District-Water	364.95
70378	02/08/2022	CITY OF MARION WATER	January Wa	20E107 2542 3700 00 000000	District-Water	366.67
70378	02/08/2022	CITY OF MARION WATER	January Wa	20E204 2542 3700 00 000000	District-Water	586.28
70378	02/08/2022	CITY OF MARION WATER	January Wa	20E303 2542 3700 00 000000	District-Water	1,018.28
					Totals for 70378	3,393.80
70379	02/08/2022	GOLD MEDAL STRIPING	11222021	20E000 2543 3190 00 000000	Blowoff and Paint HS/MJHS Running track	13,000.00
					Totals for 70379	13,000.00
70380	02/08/2022	LAKE OF EGYPT WATER	January-20	20E105 2542 3700 00 000000	Adams-Water	1,094.00
					Totals for 70380	1,094.00
70381	02/10/2022	ACE HARDWARE	Statement	20E000 2542 4100 00 000000	Maintenance Supplies	33.01
					Totals for 70381	33.01
70382	02/10/2022	ADAMS SCHOOL PETTY C	01132021	10E105 1101 4100 00 000000	REIMBURSE PETTY CASH	75.08
					Totals for 70382	75.08
70383	02/10/2022	AMEREN ILLINOIS	Due March	20E000 2542 4650 00 000011	District-Gas	135.59
70383	02/10/2022	AMEREN ILLINOIS	Due March	20E107 2542 4650 00 000000	District-Gas	1,290.22
70383	02/10/2022	AMEREN ILLINOIS	Due March	20E108 2542 4650 00 000000	District-Gas	462.17
70383	02/10/2022	AMEREN ILLINOIS	Due March	20E109 2542 4650 00 000000	District-Gas	412.56
70383	02/10/2022	AMEREN ILLINOIS	Due March	20E110 2542 4650 00 000000	District-Gas	1,116.16
70383	02/10/2022	AMEREN ILLINOIS	Due March	20E204 2542 4650 00 000000	District-Gas	1,636.02
70383	02/10/2022	AMEREN ILLINOIS	Due March	20E303 2542 4650 00 000000	District-Gas	834.34

CHECK NUMBER	CHECK DATE	VENDOR	INVOICE NUMBER	ACCOUNT NUMBER	INVOICE DESCRIPTION	AMOUNT
					Totals for 70383	5,887.06
70384	02/10/2022	ARAMARK	Statement	20E110 2542 3220 00 000000	Custodial Supplies	1,610.10
70384	02/10/2022	ARAMARK	Statement	10E110 2560 3190 84 000000	Custodial Supplies	609.62
70384	02/10/2022	ARAMARK	Statement	20E303 2542 3220 00 000000	Custodial Supplies	2,176.08
70384	02/10/2022	ARAMARK	Statement	20E108 2542 3220 00 000000	Custodial Supplies	1,057.80
70384	02/10/2022	ARAMARK	Statement	20E204 2542 3220 00 000000	Custodial Supplies	1,667.94
70384	02/10/2022	ARAMARK	Statement	20E107 2542 3220 00 000000	Custodial Supplies	840.50
70384	02/10/2022	ARAMARK	Statement	10E109 2560 3190 84 000000	Custodial Supplies	455.88
70384	02/10/2022	ARAMARK	Statement	20E109 2542 3220 00 000000	Custodial Supplies	1,398.84
70384	02/10/2022	ARAMARK	Statement	20E000 2542 3220 00 000000	Custodial Supplies	269.72
					Totals for 70384	10,086.48
70385	02/10/2022	AWARDS AMERICA, INC	78212	10E000 1500 4110 00 000000	AWARDS AMERICA - JUNIOR HIGH AWARDS	670.00
70385	02/10/2022	AWARDS AMERICA, INC	78212	10E000 1500 4100 00 000000	AWARDS AMERICA - JUNIOR HIGH AWARDS	460.00
70385	02/10/2022	AWARDS AMERICA, INC	78212	10E000 1500 4110 27 000000	AWARDS AMERICA - JUNIOR HIGH AWARDS	180.00
70385	02/10/2022	AWARDS AMERICA, INC	78212	10E000 1500 4110 00 000000	AWARDS AMERICA - JUNIOR HIGH AWARDS	54.25
					Totals for 70385	1,364.25
70386	02/10/2022	BARNETT, BARBIE	01132022	10R000 1611 0000 84 000003	Food Service Refund-Presley Barnett	105.60
					Totals for 70386	105.60
70387	02/10/2022	BAYSINGER ARCHITECTS	21114-2	20E965 2533 5230 30 000000	Window Replacement-Lincoln Elementary School	3,750.00
70387	02/10/2022	BAYSINGER ARCHITECTS	21053	60E110 2533 5230 00 021053	Accessibility Renovations Washington	268.70
					Totals for 70387	4,018.70
70388	02/10/2022	BIMBO BAKERIES USA	01/15-1/22	10E107 2560 4100 84 000000	Food Service	652.69
70388	02/10/2022	BIMBO BAKERIES USA	01/15-1/22	10E204 2560 4100 84 000000	Food Service	1,470.95
70388	02/10/2022	BIMBO BAKERIES USA	01/15-1/22	10E108 2560 4100 84 000000	Food Service	1,275.93
70388	02/10/2022	BIMBO BAKERIES USA	01/15-1/22	10E109 2560 4100 84 000000	Food Service	687.52
70388	02/10/2022	BIMBO BAKERIES USA	01/15-1/22	10E303 2560 4100 84 000000	Food Service	1,534.16
70388	02/10/2022	BIMBO BAKERIES USA	01/15-1/22	10E110 2560 4100 84 000000	Food Service	1,543.70
70388	02/10/2022	BIMBO BAKERIES USA	01/15-1/22	10E105 2560 4100 84 000000	Food Service	551.55
					Totals for 70388	7,716.50
70389	02/10/2022	BOB STOTLAR BUILDING	443115	10E204 1102 4100 00 000000	lumber used for auditorium stage for Jr. High sing	54.48
70389	02/10/2022	BOB STOTLAR BUILDING	443002	10E000 1446 4100 00 000003	lumber for trades house	2,441.40
70389	02/10/2022	BOB STOTLAR BUILDING	443874	10E000 1446 4100 00 000003	siding	1,735.70
70389	02/10/2022	BOB STOTLAR BUILDING	443603	10E000 1446 4100 00 000003	lumber for trades house	1,317.22
70389	02/10/2022	BOB STOTLAR BUILDING	443303	10E000 1446 4100 00 000003	truss package	5,907.37
					Totals for 70389	11,456.17
70390	02/10/2022	BSN SPORTS INC	0062200061	10E000 1500 4100 41 000000	JUNIOR HIGH GIRLS TRACK	22.50
70390	02/10/2022	BSN SPORTS INC	0062200061	10E000 1500 4100 41 000000	JUNIOR HIGH GIRLS TRACK	59.95
70390	02/10/2022	BSN SPORTS INC	0062200061	10E000 1500 4100 41 000000	JUNIOR HIGH GIRLS TRACK	22.50
70390	02/10/2022	BSN SPORTS INC	0062200061	10E000 1500 4100 41 000000	JUNIOR HIGH GIRLS TRACK	79.95
70390	02/10/2022	BSN SPORTS INC	0062200061	10E000 1500 4100 41 000000	JUNIOR HIGH GIRLS TRACK	11.95
70390	02/10/2022	BSN SPORTS INC	0062200061	10E000 1500 4100 41 000000	JUNIOR HIGH GIRLS TRACK	40.00
70390	02/10/2022	BSN SPORTS INC	0062200061	10E000 1500 4100 41 000000	JUNIOR HIGH GIRLS TRACK	20.00
70390	02/10/2022	BSN SPORTS INC	915652021	10E000 1500 4100 07 000000	BASEBALL EQUIPMENT	299.90
70390	02/10/2022	BSN SPORTS INC	915652021	10E000 1500 4100 07 000000	BASEBALL EQUIPMENT	39.90
70390	02/10/2022	BSN SPORTS INC	915652021	10E000 1500 4100 07 000000	BASEBALL EQUIPMENT	72.00
70390	02/10/2022	BSN SPORTS INC	915652021	10E000 1500 4100 07 000000	BASEBALL EQUIPMENT	180.00
70390	02/10/2022	BSN SPORTS INC	915652021	10E000 1500 4100 07 000000	BASEBALL EQUIPMENT	15.00
70390	02/10/2022	BSN SPORTS INC	915652021	10E000 1500 4100 07 000000	BASEBALL EQUIPMENT	59.00

CHECK NUMBER	CHECK DATE	VENDOR	INVOICE NUMBER	ACCOUNT NUMBER	INVOICE DESCRIPTION	AMOUNT
70390	02/10/2022	BSN SPORTS INC	915652021	10E000 1500 4100 07 000000	BASEBALL EQUIPMENT	9.95
70390	02/10/2022	BSN SPORTS INC	915652021	10E000 1500 4100 07 000000	BASEBALL EQUIPMENT	14.95
70390	02/10/2022	BSN SPORTS INC	915652021	10E000 1500 4100 07 000000	BASEBALL EQUIPMENT	95.00
70390	02/10/2022	BSN SPORTS INC	915652021	10E000 1500 4100 07 000000	BASEBALL EQUIPMENT	19.50
70390	02/10/2022	BSN SPORTS INC	915652021	10E000 1500 4100 07 000000	BASEBALL EQUIPMENT	11.00
70390	02/10/2022	BSN SPORTS INC	915652021	10E000 1500 4100 07 000000	BASEBALL EQUIPMENT	1,000.35
70390	02/10/2022	BSN SPORTS INC	915652021	10E000 1500 4100 07 000000	BASEBALL EQUIPMENT	45.04
					Totals for 70390	2,118.44
70391	02/10/2022	CAMPBELL FIRE EXTING	multiple	20E000 2542 3190 00 000000	District Inspection of Auto Fire Suppression System multiple 94723 94729 94724 94725 94726 94727 94728	2,557.50
					Totals for 70391	2,557.50
70392	02/10/2022	CAPRARIO, NICK	01202022	10E000 4190 3190 00 000001	Grant for 4th grade Longfellow Mitchell Cost of shipping product to us.	30.00
					Totals for 70392	30.00
70393	02/10/2022	CARTERVILLE WINLECTR	312567-01	10E000 1446 4100 00 000003	meterbase and electrical supplies	126.57
70393	02/10/2022	CARTERVILLE WINLECTR	313074-01	10E000 1446 4100 00 000003	electrical entrance wire and breaker box	579.80
					Totals for 70393	706.37
70394	02/10/2022	CDS OFFICE TECHNOLOG	INV1429068	10E303 1103 3190 00 000000	Annual Renewal Shortel Support - High School Phone system	4,250.00
					Totals for 70394	4,250.00
70395	02/10/2022	CEDARHURST CENTER FO	99963-9996	10E000 4190 3190 00 000001	grant for Randolph, Parks, Davis and Mitchell at Longfellow 4th and 5th grade classrooms for art classes. This grant total is for 4 separate class dates to be paid by invoice separately as they hold and bill for the class.	183.50
					Totals for 70395	183.50
70396	02/10/2022	CITY OF MARION	10-12/2021	10E000 4190 3190 00 000004	SSO/RSO	71,635.11
					Totals for 70396	71,635.11
70397	02/10/2022	CONNOR CO	S009825601	20E000 2542 4100 00 000000	MAINT SUPPLIES	110.80
					Totals for 70397	110.80
70398	02/10/2022	CRESCENT PARTS & EQU	Statement	20E000 2542 4100 00 000000	Maintenance Supplies	1,259.05
					Totals for 70398	1,259.05
70399	02/10/2022	CUSUMANO & SONS, INC	Statement	10E000 2560 4100 84 000000	Food	4,536.30
					Totals for 70399	4,536.30
70400	02/10/2022	EASTBAY, INC.	1506849	10E000 1500 4100 05 000000	BOYS TRACK EQUIPMENT	20.00
70400	02/10/2022	EASTBAY, INC.	1506849	10E000 1500 4100 05 000000	BOYS TRACK EQUIPMENT	100.00
70400	02/10/2022	EASTBAY, INC.	1506849	10E000 1500 4100 05 000000	BOYS TRACK EQUIPMENT	24.00
70400	02/10/2022	EASTBAY, INC.	1506849	10E000 1500 4100 05 000000	BOYS TRACK EQUIPMENT	1,800.00
70400	02/10/2022	EASTBAY, INC.	1506849	10E000 1500 4100 05 000000	BOYS TRACK EQUIPMENT	30.00
70400	02/10/2022	EASTBAY, INC.	1518253	10E000 1500 4100 06 000000	WRESTLING WARMUPS	60.00
70400	02/10/2022	EASTBAY, INC.	1518253	10E000 1500 4100 06 000000	WRESTLING WARMUPS	90.00
70400	02/10/2022	EASTBAY, INC.	1518253	10E000 1500 4100 06 000000	WRESTLING WARMUPS	90.00
70400	02/10/2022	EASTBAY, INC.	1518253	10E000 1500 4100 06 000000	WRESTLING WARMUPS	10.00
					Totals for 70400	2,224.00
70401	02/10/2022	ENTERPRISE RENT A CA	28458847	10E204 1102 3320 00 000000	3 mid-sized SUVS for concert ILMEA weekend.	440.55

CHECK NUMBER	CHECK DATE	VENDOR	INVOICE NUMBER	ACCOUNT NUMBER	INVOICE DESCRIPTION	AMOUNT
70401	02/10/2022	ENTERPRISE RENT A CA	28338015	10E204 1102 3320 00 000000	Large SUVs for ILMEA Jazz weekend.	454.12
70401	02/10/2022	ENTERPRISE RENT A CA	28457401	10E204 1102 3320 00 000000	7 passenger SUV	170.42
70401	02/10/2022	ENTERPRISE RENT A CA	28098963	10E000 1500 3320 34 000000	GIRLS GOLF POST SEASON CAR RENTAL - 10/6 - 10/9 - 2 VEHICLES	649.20
70401	02/10/2022	ENTERPRISE RENT A CA	836196	10E000 1500 3320 06 000000	WRESTLING CAR RENTAL FOR HILLSBORO 12-28 - 12-29	170.42
70401	02/10/2022	ENTERPRISE RENT A CA	28685889	10E000 1500 3320 06 000000	WRESTLING CAR RENTAL FOR MASCOUTAH 12-17 - 12-19	106.30
70401	02/10/2022	ENTERPRISE RENT A CA	28098963	10E000 1500 3320 34 000000	GIRLS GOLF POST SEASON CAR RENTAL - 10/6 - 10/9 - 2 VEHICLES	324.60
70401	02/10/2022	ENTERPRISE RENT A CA	28458847-	10E204 1102 3320 00 000000	3 mid-sized SUVS for concert ILMEA weekend.	440.55
70401	02/10/2022	ENTERPRISE RENT A CA	28338015	10E204 1102 3320 00 000000	Large SUVs for ILMEA Jazz weekend.	454.12
70401	02/10/2022	ENTERPRISE RENT A CA	28457401	10E204 1102 3320 00 000000	7 passenger SUV	170.42
					Totals for 70401	3,380.70
70402	02/10/2022	ETCETERA FLOWERS & G	Statement	10E000 2310 4100 00 000000	FLOWERS	421.87
70402	02/10/2022	ETCETERA FLOWERS & G	017639	10E303 1103 4100 00 000000	MHS- 2020-2021 FLOWERS FOR GRADUATION CEREMONY FROM ETCETERA FLOWERS ORDER DATE 5/20/22 INVOICE #0176396	330.00
					Totals for 70402	751.87
70403	02/10/2022	FOLLETT SOFTWARE CO	418739F	10E303 2222 4300 00 000000	TitleEZ subscriptions	654.68
					Totals for 70403	654.68
70404	02/10/2022	FOWLER HEATING & COO	101466	20E000 2542 3190 00 000000	REPAIR FURNACE	420.14
					Totals for 70404	420.14
70405	02/10/2022	GRIMES, JARRET	6441551	10E105 1101 3190 00 000000	Adams-Pond Cleaning	150.00
70405	02/10/2022	GRIMES, JARRET	6441551	10E105 1101 4100 00 000000	Adams-Pond Cleaning	80.00
					Totals for 70405	230.00
70406	02/10/2022	HALE'S AUTOMOTIVE	65856	20E000 2545 3230 00 000000	Oil Change	76.02
					Totals for 70406	76.02
70407	02/10/2022	HALLS SERVICE LLC A/	24470-2449	10E204 2560 3230 84 000000	repair	176.97
70407	02/10/2022	HALLS SERVICE LLC A/	24470-2449	10E303 2560 3230 84 000000	repair	146.25
70407	02/10/2022	HALLS SERVICE LLC A/	24470-2449	10E000 2560 3230 84 000000	repair	292.24
					Totals for 70407	615.46
70408	02/10/2022	HOBART CORPORATION	WB141055	10E000 2560 3230 84 000000	Maintenance Supplies	470.85
70408	02/10/2022	HOBART CORPORATION	WB140965	10E000 2560 3230 84 000000	KIT	770.00
					Totals for 70408	1,240.85
70409	02/10/2022	HODGES LOIZZI EISENH	54219	80E000 2365 3180 00 000000	Legal Service	164.30
					Totals for 70409	164.30
70410	02/10/2022	HOME DEPOT CREDIT SE	1979000170	10E000 1446 4100 00 000003	hardware for trades house trusses	27.12
70410	02/10/2022	HOME DEPOT CREDIT SE	1979000216	10E000 1446 4100 00 000003	ladder for trades house	39.88
					Totals for 70410	67.00
70411	02/10/2022	HSG MECHANICAL CONTR	48133-4809	20E000 2542 3190 00 000000	Repair-Adams/longfellow	1,517.58
70411	02/10/2022	HSG MECHANICAL CONTR	48068	20E000 2542 4100 00 000000	MAINT SUPPLIES	690.00
					Totals for 70411	2,207.58
70412	02/10/2022	ICE MILLER LLP	01-2130150	10E000 2520 3190 00 000005	Bond Disclosure	2,500.00
					Totals for 70412	2,500.00
70413	02/10/2022	JOHNSON CONTROLS	88422363	20E000 2542 3190 00 000000	SERVICE CALL	1,456.00
					Totals for 70413	1,456.00
70414	02/10/2022	JUNIOR LIBRARY GUILD	595981	10E204 2223 4900 00 000000	Various books for library from JLG sale	641.30

CHECK NUMBER	CHECK DATE	VENDOR	INVOICE NUMBER	ACCOUNT NUMBER	INVOICE DESCRIPTION	AMOUNT
70414	02/10/2022	JUNIOR LIBRARY GUILD	60058	10E303 2222 4300 00 000000	Junior Library Guild subscription	1,649.90
70414	02/10/2022	JUNIOR LIBRARY GUILD	600189	10E000 2222 4300 00 000006	Junior Library Guild Subscription--books	2,391.90
					Totals for 70414	4,683.10
70415	02/10/2022	JW PEPPER & SONS, IN	Multiple	10E303 1103 4130 00 000000	Invoice Numbers: 363882709 363880568 363889088 363889089	295.24
70415	02/10/2022	JW PEPPER & SONS, IN	364019037	10E303 1103 4140 00 000000	Snare Drum Solo	10.99
					Totals for 70415	306.23
70416	02/10/2022	KNOW BUDDY RESOURCES	ARU0329228	10E204 2222 4300 00 000000	Native American and Special Forces	151.20
					Totals for 70416	151.20
70417	02/10/2022	KOHL WHOLESALE	Statement	10E303 2560 4100 84 000000	Food	1,574.32
70417	02/10/2022	KOHL WHOLESALE	Statement	10E204 2560 4100 84 000000	Food	3,996.59
70417	02/10/2022	KOHL WHOLESALE	Statement	10E105 2560 4100 84 000000	Food	797.29
70417	02/10/2022	KOHL WHOLESALE	Statement	10E107 2560 4100 84 000000	Food	997.02
70417	02/10/2022	KOHL WHOLESALE	Statement	10E108 2560 4100 84 000000	Food	3,195.83
70417	02/10/2022	KOHL WHOLESALE	Statement	10E110 2560 4100 84 000000	Food	3,670.46
					Totals for 70417	14,231.51
70418	02/10/2022	KRIHA BOUCEK	3202	80E000 2365 3180 00 000000	Legal Services	55.00
					Totals for 70418	55.00
70419	02/10/2022	KROGER - LOUISVILLE	003333-051	10E303 1103 4100 00 000000	Kiddie City Snack	301.59
70419	02/10/2022	KROGER - LOUISVILLE	003352	10E303 1103 4100 00 000000	Kroger- Kiddie City	136.13
70419	02/10/2022	KROGER - LOUISVILLE	086934	10E303 1103 4100 00 000000	Items for classes, a gluten free student, and cleaning supplies.	101.75
70419	02/10/2022	KROGER - LOUISVILLE	198695	10E303 1103 4100 00 000000	Items for Foods 1, Foods 2, ProStart 1 and ProStart 2	110.51
70419	02/10/2022	KROGER - LOUISVILLE	046065	10E303 1103 4100 00 000000	Items for Foods 2 classes	55.24
					Totals for 70419	705.22
70420	02/10/2022	L&K FIRE PROTECTION,	29330	20E000 2542 3190 00 000000	Annual Fire Sprinkler Inspection- MHS, MJHS Lincoln Jefferson Longfellow Adams	1,125.00
					Totals for 70420	1,125.00
70421	02/10/2022	LEES SPORTS	103792	10E000 1500 4100 26 000000	JUNIOR HIGH BOYS AND GIRLS TRACK UNIFORMS	78.00
70421	02/10/2022	LEES SPORTS	103792	10E000 1500 4100 26 000000	JUNIOR HIGH BOYS AND GIRLS TRACK UNIFORMS	156.00
70421	02/10/2022	LEES SPORTS	103792	10E000 1500 4100 26 000000	JUNIOR HIGH BOYS AND GIRLS TRACK UNIFORMS	234.00
70421	02/10/2022	LEES SPORTS	103792	10E000 1500 4100 26 000000	JUNIOR HIGH BOYS AND GIRLS TRACK UNIFORMS	78.00
70421	02/10/2022	LEES SPORTS	103792	10E000 1500 4100 26 000000	JUNIOR HIGH BOYS AND GIRLS TRACK UNIFORMS	156.00
70421	02/10/2022	LEES SPORTS	103792	10E000 1500 4100 26 000000	JUNIOR HIGH BOYS AND GIRLS TRACK UNIFORMS	234.00
70421	02/10/2022	LEES SPORTS	103792	10E000 1500 4100 41 000000	JUNIOR HIGH BOYS AND GIRLS TRACK UNIFORMS	234.00
70421	02/10/2022	LEES SPORTS	103792	10E000 1500 4100 41 000000	JUNIOR HIGH BOYS AND GIRLS TRACK UNIFORMS	234.00
70421	02/10/2022	LEES SPORTS	103792	10E000 1500 4100 41 000000	JUNIOR HIGH BOYS AND GIRLS TRACK UNIFORMS	234.00
70421	02/10/2022	LEES SPORTS	103792	10E000 1500 4100 41 000000	JUNIOR HIGH BOYS AND GIRLS TRACK UNIFORMS	234.00
70421	02/10/2022	LEES SPORTS	103792	10E000 1500 4100 41 000000	JUNIOR HIGH BOYS AND GIRLS TRACK UNIFORMS	39.28

CHECK NUMBER	CHECK DATE	VENDOR	INVOICE NUMBER	ACCOUNT NUMBER	INVOICE DESCRIPTION	AMOUNT
					Totals for 70421	1,911.28
70422	02/10/2022	LEXIA LEARNING	SIN077671	10E930 2210 3140 30 110000	Additional Lexia Core 5 licenses to be used during Title instruction and Tier Time across all elementary buildings.	483.05
					Totals for 70422	483.05
70423	02/10/2022	LIBRARIESFIRST	8182	10E303 2222 4300 00 000000	GVRL hosting fee	325.00
					Totals for 70423	325.00
70424	02/10/2022	LINCOLN PRAIRIE BHC	2021-16394	10E303 1103 3190 00 000002	TUITION/ BRADSHAW & HUFFMAN	250.00
70424	02/10/2022	LINCOLN PRAIRIE BHC	2021-16394	10E303 1103 3190 00 000002	TUITION/ BRADSHAW & HUFFMAN	300.00
					Totals for 70424	550.00
70425	02/10/2022	MARION HIGH SCHOOL P	02082022	10E303 1103 4100 00 000000	PETTY CASH REIMBURSEMENT	33.97
					Totals for 70425	33.97
70426	02/10/2022	MARION TRANSFER STAT	3220-10004	20E000 2543 3210 00 000000	TRASH DUMP	37.43
70426	02/10/2022	MARION TRANSFER STAT	3320-10000	20E000 2543 3210 00 000000	TRASH DUMP	74.86
					Totals for 70426	112.29
70427	02/10/2022	MCGRAW-HILL EDUCATIO	1210310620	10E303 1103 4200 00 000000	Glencoe Health Books needed for MHS	427.80
					Totals for 70427	427.80
70428	02/10/2022	MCGRAW-HILL SCHOOL E	1214240480	10E935 1250 4100 00 000004	Order Summary Start Date: January 24, 2022 Subscription length Price Qty Subtotal K12 - Five Month 28.47 5 $142.35 Total $142.35 * Sales tax may apply. For more information click here . School Icon Marion Jr. High School , Public (Non-Charter) , Middle School (K12 - Five Month: 5 subscriptions) Teacher IconChristie Sanders, chsanders@marionunit2.org (Administrator)	142.35
					Totals for 70428	142.35
70429	02/10/2022	MENARDS	11184	10E000 1446 4100 00 000003	10 sq shingles for trades house	969.90
70429	02/10/2022	MENARDS	10648	10E000 1446 4100 00 000003	10 sq shingles and caulk	974.99
70429	02/10/2022	MENARDS	08917	10E000 1446 4100 00 000003	garage door	1,243.00
					Totals for 70429	3,187.89
70430	02/10/2022	MGSMA	Solo Conte	10E204 1102 6400 00 000000	Fees for solo contest	849.50
					Totals for 70430	849.50
70431	02/10/2022	MIDAMERICA BOOKS	545741	10E109 2223 4900 00 000000	70 library books to update the nonfiction sections of the 500s and 600s for Longfellow School.	384.23
70431	02/10/2022	MIDAMERICA BOOKS	541597	10E204 2222 4300 00 000000	Animal Encyclopedias and Handbooks	219.60
					Totals for 70431	603.83
70432	02/10/2022	NAPA AUTO PARTS	Statement	20E000 2542 4100 00 000000	Maintenance Supplies	21.27
					Totals for 70432	21.27
70433	02/10/2022	PATE, MATTHEW	13022-1303	20E000 2542 3400 00 000000	professional communications systems New phone placed in	490.00

CHECK NUMBER	CHECK DATE	VENDOR	INVOICE NUMBER	ACCOUNT NUMBER	INVOICE DESCRIPTION	AMOUNT
					classroom	
					Totals for 70433	490.00
70434	02/10/2022	PEPSI MIDAMERICA	10491201	10E000 2520 4100 00 000000	UNIT OFFICE SUPPLIES	60.00
70434	02/10/2022	PEPSI MIDAMERICA	10483088	10E000 2560 4100 84 000000	Water for District	2,632.50
					Totals for 70434	2,692.50
70435	02/10/2022	PLP BATTERY SUPPLY	47544	20E000 2542 4100 00 000000	MAINT SUPPLIES	1,324.00
					Totals for 70435	1,324.00
70436	02/10/2022	PLUMBMASTER	Statement	20E000 2542 4100 00 000000	Maintenance Supplies	922.87
					Totals for 70436	922.87
70437	02/10/2022	PRAIRIE FARMS DAIRY	Multiple S	10E303 2560 4100 84 000000	Statements 01/31 12/31/2021 07/31/2021-Blance 267.89	5,383.66
70437	02/10/2022	PRAIRIE FARMS DAIRY	Multiple S	10E204 2560 4100 84 000000	Statements 01/31 12/31/2021 07/31/2021-Blance 267.89	4,694.87
70437	02/10/2022	PRAIRIE FARMS DAIRY	Multiple S	10E105 2560 4100 84 000000	Statements 01/31 12/31/2021 07/31/2021-Blance 267.89	2,264.28
70437	02/10/2022	PRAIRIE FARMS DAIRY	Multiple S	10E107 2560 4100 84 000000	Statements 01/31 12/31/2021 07/31/2021-Blance 267.89	2,870.20
70437	02/10/2022	PRAIRIE FARMS DAIRY	Multiple S	10E108 2560 4100 84 000000	Statements 01/31 12/31/2021 07/31/2021-Blance 267.89	4,992.06
70437	02/10/2022	PRAIRIE FARMS DAIRY	Multiple S	10E109 2560 4100 84 000000	Statements 01/31 12/31/2021 07/31/2021-Blance 267.89	2,536.76
70437	02/10/2022	PRAIRIE FARMS DAIRY	Multiple S	10E110 2560 4100 84 000000	Statements 01/31 12/31/2021 07/31/2021-Blance 267.89	4,752.84
					Totals for 70437	27,494.67
70438	02/10/2022	PRE-STRIKE	35199	20E303 2542 3210 00 000000	ANNUAL INSPECTION	1,220.00
					Totals for 70438	1,220.00
70439	02/10/2022	PRO TEK COMMUNICATIO	11884	10E000 2225 4100 00 000000	Jefferson - Security camera added.	335.00
					Totals for 70439	335.00
70440	02/10/2022	RENT ALL SALES	102527	20E000 2542 3190 00 000000	Trailer Rental	70.00
					Totals for 70440	70.00
70441	02/10/2022	RESERVE ACCOUNT	37656469	10E303 1103 3400 00 000000	Postage	716.00
					Totals for 70441	716.00
70442	02/10/2022	ROE #21	591	10E000 4190 3190 00 000003	Echo/Star Quest Tuition	14,945.00
70442	02/10/2022	ROE #21	591	10E000 4190 3190 00 000003	Echo/Star Quest Tuition	1,750.00
70442	02/10/2022	ROE #21	591	10E000 4190 3190 00 000003	Echo/Star Quest Tuition	630.00
					Totals for 70442	17,325.00
70443	02/10/2022	ROE#21	566	10E000 2210 3190 00 000001	An Administrator's Guide to the Fundamentals of Health Life Safety and Compliance-Admin. Academy #3700	175.00
					Totals for 70443	175.00
70444	02/10/2022	RURAL KING	Statement	20E000 2542 4100 00 000000	Maintenance Supplies	878.07
					Totals for 70444	878.07
70445	02/10/2022	SCHOOL NURSE SUPPLY,	0857390-IN	10E204 2134 4100 00 000000	BEGINNING OF THE YEAR NURSE SUPPLY REQUEST	130.82
70445	02/10/2022	SCHOOL NURSE SUPPLY,	0868947-IN	10E105 2134 4100 00 000000	Nursing supplies	245.36
					Totals for 70445	376.18
70446	02/10/2022	SCHOOL SPECIALTY, LL	3081038097	10E204 1102 4100 00 000000	INSTRUCTIONAL MATERIALS REQUEST FOR THE SCIENCE DEPARTMENT ****PLEASE DELAY SHIPMENT UNTIL 08/02/21	883.27
					Totals for 70446	883.27
70447	02/10/2022	STATE ELECTRIC SUPPL	Statement	20E000 2542 4100 00 000000	Maintenance Supplies	498.28
					Totals for 70447	498.28

CHECK NUMBER	CHECK DATE	VENDOR	INVOICE NUMBER	ACCOUNT NUMBER	INVOICE DESCRIPTION	AMOUNT
70448	02/10/2022	SUPPLY SOLUTIONS	Statement	10E960 2134 4100 30 000000	Maintenance Supplies	1,393.60
70448	02/10/2022	SUPPLY SOLUTIONS	Statement	20E000 2542 4100 00 000000	Maintenance Supplies	3,496.00
70448	02/10/2022	SUPPLY SOLUTIONS	Statement	20E303 2542 4100 00 000000	Maintenance Supplies	1,141.61
70448	02/10/2022	SUPPLY SOLUTIONS	Statement	20E204 2542 4100 00 000000	Maintenance Supplies	474.27
70448	02/10/2022	SUPPLY SOLUTIONS	Statement	20E105 2542 4100 00 000000	Maintenance Supplies	115.87
70448	02/10/2022	SUPPLY SOLUTIONS	Statement	20E108 2542 4100 00 000000	Maintenance Supplies	571.18
70448	02/10/2022	SUPPLY SOLUTIONS	Statement	20E109 2542 4100 00 000000	Maintenance Supplies	359.66
70448	02/10/2022	SUPPLY SOLUTIONS	Statement	20E107 2542 4100 00 000000	Maintenance Supplies	511.17
70448	02/10/2022	SUPPLY SOLUTIONS	Statement	20E110 2542 4100 00 000000	Maintenance Supplies	584.75
					Totals for 70448	8,648.11
70449	02/10/2022	SWINFORD PUBLICATION	4331	10E000 2510 3500 00 000000	NOTICE	126.00
					Totals for 70449	126.00
70450	02/10/2022	TEACHERS PAY TEACHER	180509336	10E303 1103 4100 00 000000	Environmental Science Digital Curriculum Bundle	172.99
					Totals for 70450	172.99
70451	02/10/2022	TERMINIX	Multiple	20E000 2542 3210 00 000000	Pest Control Invoices: 415043998 415113051 415254572 415508544 414905502	39.00
70451	02/10/2022	TERMINIX	Multiple	20E303 2542 3210 00 000000	Pest Control Invoices: 415043998 415113051 415254572 415508544 414905502	87.00
70451	02/10/2022	TERMINIX	Multiple	20E105 2542 3210 00 000000	Pest Control Invoices: 415043998 415113051 415254572 415508544 414905502	64.00
70451	02/10/2022	TERMINIX	Multiple	20E108 2542 3210 00 000000	Pest Control Invoices: 415043998 415113051 415254572 415508544 414905502	3.00
70451	02/10/2022	TERMINIX	Multiple	20E107 2542 3210 00 000000	Pest Control Invoices: 415043998 415113051 415254572 415508544 414905502	47.00
70451	02/10/2022	TERMINIX	muliple	20E000 2542 3210 00 000000	Invoices; 415856593 416066202 416135212 416436791 416365540 415987143	39.00
70451	02/10/2022	TERMINIX	muliple	20E000 2542 3210 00 000000	Invoices; 415856593 416066202 416135212 416436791 416365540 415987143	64.00
70451	02/10/2022	TERMINIX	muliple	20E303 2542 3210 00 000000	Invoices; 415856593 416066202 416135212 416436791 416365540 415987143	87.00
70451	02/10/2022	TERMINIX	muliple	20E108 2542 3210 00 000000	Invoices; 415856593 416066202 416135212 416436791 416365540 415987143	53.00
70451	02/10/2022	TERMINIX	muliple	20E109 2542 3210 00 000000	Invoices; 415856593 416066202 416135212 416436791 416365540 415987143	48.00
70451	02/10/2022	TERMINIX	muliple	20E107 2542 3210 00 000000	Invoices; 415856593 416066202 416135212 416436791 416365540 415987143	47.00
					Totals for 70451	578.00
70452	02/10/2022	THE BULK BOOK STORE	99075	10E000 4190 3190 00 000001	FOUNDATION GRANT- B. Anderson / The Bulk Book Store - The Lemonade War - 9780547237657	442.17
					Totals for 70452	442.17
70453	02/10/2022	THE HOME DEPOT PRO	multiple	20E000 2542 4100 00 000000	Maintenance Supplies 661709790 663234896	1,621.36
					Totals for 70453	1,621.36

CHECK NUMBER	CHECK DATE	VENDOR	INVOICE NUMBER	ACCOUNT NUMBER	INVOICE DESCRIPTION	AMOUNT
70454	02/10/2022	THE PRINT SHOP	4972	10E110 1101 4100 00 000000	Printed #10 envelopes	299.50
					Totals for 70454	299.50
70455	02/10/2022	TRANE	Multiple	20E000 2542 3190 00 000000	Invoice Numbers 312358503 312358632	1,552.98
70455	02/10/2022	TRANE	Multiple	20E000 2542 3190 00 000000	Invoice Numbers 312358503 312358632	364.00
					Totals for 70455	1,916.98
70456	02/10/2022	US FOODS	Statement	10E107 2560 4100 84 000000	Food	6,564.89
70456	02/10/2022	US FOODS	Statement	10E108 2560 4100 84 000000	Food	4,002.02
70456	02/10/2022	US FOODS	Statement	10E109 2560 4100 84 000000	Food	4,368.64
70456	02/10/2022	US FOODS	Statement	10E110 2560 4100 84 000000	Food	8,110.69
70456	02/10/2022	US FOODS	Statement	10E204 2560 4100 84 000000	Food	7,460.06
70456	02/10/2022	US FOODS	Statement	10E303 2560 4100 84 000000	Food	10,275.70
70456	02/10/2022	US FOODS	Statement	10E105 2560 4100 84 000000	Food	1,754.28
					Totals for 70456	42,536.28
70457	02/10/2022	VIRCO INC	91963366	10E965 1250 4100 30 000000	Desks for Longfellow	1,628.40
					Totals for 70457	1,628.40
70458	02/10/2022	VOSS LIGHTING	18070348-0	20E000 2542 4100 00 000000	MAINT SUPPLIES	650.00
70458	02/10/2022	VOSS LIGHTING	18070349-0	20E000 2542 4100 00 000000	MAINT SUPPLIES	27.84
70458	02/10/2022	VOSS LIGHTING	18070466-0	20E000 2542 4100 00 000000	MAINT SUPPLIES	3,848.00
					Totals for 70458	4,525.84
70459	02/10/2022	WASHINGTON MUSIC CEN	SI265571	10E204 1102 4140 00 000000	Inventory replacement and new purchases of equipment.	1,536.65
70459	02/10/2022	WASHINGTON MUSIC CEN	SI265571	10E204 1102 5440 00 000000	Inventory replacement and new purchases of equipment.	9,475.30
					Totals for 70459	11,011.95
					Totals for checks	338,255.81

F U N D S U M M A R Y

FUND	DESCRIPTION	BALANCE SHEET	REVENUE	EXPENSE	TOTAL
10	EDUCATIONAL FUND	17,717.71	105.60	252,424.42	270,247.73
20	OPERATIONS & MAINTENANCE FUND	695.67	0.00	66,824.41	67,520.08
60	CAPITAL PROJECTS FUND OR FUND	0.00	0.00	268.70	268.70
80	TORT IMMUNITY AND JUDGMENT FUN	0.00	0.00	219.30	219.30
*** Fund Summary Totals ***		18,413.38	105.60	319,736.83	338,255.81

********** End of report **********

CHECK NUMBER	CHECK DATE	VENDOR	ACCOUNT NUMBER	INVOICE DESCRIPTION	AMOUNT
202100218	02/07/2022	CONSTELLATION NEW EN	20E000 2542 4660 00 00001	District Electric	378.53
202100218	02/07/2022	CONSTELLATION NEW EN	20E108 2542 4660 00 00000	District Electric	1,360.16
202100218	02/07/2022	CONSTELLATION NEW EN	20E108 2542 4660 00 00000	District Electric	4,213.52
202100218	02/07/2022	CONSTELLATION NEW EN	20E109 2542 4660 00 00000	District Electric	1,346.85
202100218	02/07/2022	CONSTELLATION NEW EN	20E110 2542 4660 00 00000	District Electric	3,781.46
202100218	02/07/2022	CONSTELLATION NEW EN	20E204 2542 4660 00 00000	District Electric	6,340.28
202100218	02/07/2022	CONSTELLATION NEW EN	20E303 2542 4660 00 00000	District Electric	28,278.68
				Totals for 202100218	45,699.48
202100219	02/15/2022	US BANK EQUIPMENT FI	10E105 1101 3600 00 00000	Copier Lease	253.48
202100219	02/15/2022	US BANK EQUIPMENT FI	21E000 2542 3250 00 00000	Copier Lease	4,400.00
202100219	02/15/2022	US BANK EQUIPMENT FI	10E107 1101 3600 00 00000	Copier Lease	368.44
202100219	02/15/2022	US BANK EQUIPMENT FI	10E108 1101 3600 00 00000	Copier Lease	426.63
202100219	02/15/2022	US BANK EQUIPMENT FI	10E109 1101 3600 00 00000	Copier Lease	254.18
202100219	02/15/2022	US BANK EQUIPMENT FI	10E110 1101 3600 00 00000	Copier Lease	442.05
202100219	02/15/2022	US BANK EQUIPMENT FI	10E204 1102 3600 00 00000	Copier Lease	639.74
202100219	02/15/2022	US BANK EQUIPMENT FI	10E303 1103 3600 00 00000	Copier Lease	638.82
202100219	02/15/2022	US BANK EQUIPMENT FI	10E000 2510 3600 00 00000	Copier Lease	200.00
				Totals for 202100219	7,623.34
202100220	02/15/2022	HOME DEPOT CREDIT SE	10E000 1446 4100 00 00000	Invoices 2171027 4041580 4214779 5214672 5214673 9214299 4211486 5173175 7212091	2,612.97
				Totals for 202100220	2,612.97
202100221	02/10/2022	COMMON REMITTER	10L000 4810 0000 00 00045	Payroll accrual	5,313.78
202100221	02/10/2022	COMMON REMITTER	10L000 4810 0000 00 00045	Payroll accrual	141.95
				Totals for 202100221	5,455.73
202100222	02/10/2022	ILLINOIS DEPT OF REV	10L000 4810 0000 00 00045	Payroll accrual	38,015.50
202100222	02/10/2022	ILLINOIS DEPT OF REV	20L000 4810 0000 00 00045	Payroll accrual	2,399.92
202100222	02/10/2022	ILLINOIS DEPT OF REV	40L000 4810 0000 00 00045	Payroll accrual	34.74
202100222	02/10/2022	ILLINOIS DEPT OF REV	10L000 4810 0000 00 00045	Payroll accrual	398.00
202100222	02/10/2022	ILLINOIS DEPT OF REV	20L000 4810 0000 00 00045	Payroll accrual	1.00
				Totals for 202100222	40,849.16
202100223	02/10/2022	ILLINOIS MUNICIPAL	10L000 4810 0000 00 00045	Payroll accrual	923.08
202100223	02/10/2022	ILLINOIS MUNICIPAL	20L000 4810 0000 00 00045	Payroll accrual	637.25
202100223	02/10/2022	ILLINOIS MUNICIPAL	10L000 4710 0000 00 00000	Payroll accrual	5,129.00
202100223	02/10/2022	ILLINOIS MUNICIPAL	20L000 4710 0000 00 00000	Payroll accrual	2,262.95
202100223	02/10/2022	ILLINOIS MUNICIPAL	40L000 4710 0000 00 00000	Payroll accrual	35.34
202100223	02/10/2022	ILLINOIS MUNICIPAL	51L000 4710 0000 00 00000	Payroll accrual	20,664.52
				Totals for 202100223	29,652.14
202100224	02/10/2022	INTERNAL REVENUE SER	10L000 4810 0000 00 00045	Payroll accrual	8,169.92
202100224	02/10/2022	INTERNAL REVENUE SER	20L000 4810 0000 00 00045	Payroll accrual	3,285.76
202100224	02/10/2022	INTERNAL REVENUE SER	40L000 4810 0000 00 00045	Payroll accrual	45.70
202100224	02/10/2022	INTERNAL REVENUE SER	10L000 4810 0000 00 00045	Payroll accrual	72,747.20
202100224	02/10/2022	INTERNAL REVENUE SER	20L000 4810 0000 00 00045	Payroll accrual	3,098.67
202100224	02/10/2022	INTERNAL REVENUE SER	40L000 4810 0000 00 00045	Payroll accrual	67.79
202100224	02/10/2022	INTERNAL REVENUE SER	10L000 4810 0000 00 00045	Payroll accrual	11,568.97
202100224	02/10/2022	INTERNAL REVENUE SER	20L000 4810 0000 00 00045	Payroll accrual	768.43
202100224	02/10/2022	INTERNAL REVENUE SER	40L000 4810 0000 00 00045	Payroll accrual	10.69
202100224	02/10/2022	INTERNAL REVENUE SER	10L000 4810 0000 00 00045	Payroll accrual	2,894.09
202100224	02/10/2022	INTERNAL REVENUE SER	20L000 4810 0000 00 00045	Payroll accrual	5.00
202100224	02/10/2022	INTERNAL REVENUE SER	50L000 4710 0000 00 00000	Payroll accrual	11,501.38
202100224	02/10/2022	INTERNAL REVENUE SER	50L000 4710 0000 00 00000	Payroll accrual	12,348.09
				Totals for 202100224	126,511.69
202100225	02/10/2022	TEACHER HEALTH INS S	10L000 4810 0000 00 00045	Payroll accrual	2.58
202100225	02/10/2022	TEACHER HEALTH INS S	10L000 4710 0000 00 00000	Payroll accrual	12,073.58
202100225	02/10/2022	TEACHER HEALTH INS S	10L000 4710 0000 00 00000	Payroll accrual	1.92
				Totals for 202100225	12,078.08

CHECK NUMBER	CHECK DATE	VENDOR	ACCOUNT NUMBER	INVOICE DESCRIPTION		AMOUNT
202100226	02/10/2022	TEACHERS RET0058	10L000 4710 0000 00 00000	Payroll accrual		4,480.66
202100226	02/10/2022	TEACHERS RET0058	10L000 4710 0000 00 00000	Payroll accrual		1.66
					Totals for 202100226	4,482.32
202100227	02/10/2022	TEACHERS RETIREMENT	10L000 4810 0000 00 00045	Payroll accrual		25.78
202100227	02/10/2022	TEACHERS RETIREMENT	10L000 4710 0000 00 00000	Payroll accrual		69,218.57
					Totals for 202100227	69,244.35
202100228	02/10/2022	TEACHERS RETIREMT SY	10L000 4710 0000 00 00000	Payroll accrual		5,792.27
					Totals for 202100228	5,792.27
					Totals for checks	350,001.53

F U N D S U M M A R Y

FUND	DESCRIPTION	BALANCE SHEET	REVENUE	EXPENSE	TOTAL
10	EDUCATIONAL FUND	236,898.51	0.00	5,836.31	242,734.82
20	OPERATIONS & MAINTENANCE FUND	12,458.98	0.00	45,699.48	58,158.46
21	O&M LEASE	0.00	0.00	4,400.00	4,400.00
40	TRANSPORTATION FUND	194.26	0.00	0.00	194.26
50	SOCIAL SECURITY/MEDICARE	23,849.47	0.00	0.00	23,849.47
51	ILLINOIS MUNICIPAL RETIREMENT	20,664.52	0.00	0.00	20,664.52
*** Fund Summary Totals ***		294,065.74	0.00	55,935.79	350,001.53

********** End of report **********

CHECK NUMBER	CHECK DATE	VENDOR	ACCOUNT NUMBER	INVOICE DESCRIPTION	AMOUNT
212200105	02/10/2022	MARION CUSD #2 HEALT	10L000 4810 0000 00 00045	Payroll accrual	5,678.40
212200105	02/10/2022	MARION CUSD #2 HEALT	20L000 4810 0000 00 00045	Payroll accrual	202.80
212200105	02/10/2022	MARION CUSD #2 HEALT	10L000 4810 0000 00 00045	Payroll accrual	4,050.48
212200105	02/10/2022	MARION CUSD #2 HEALT	20L000 4810 0000 00 00045	Payroll accrual	1,205.50
212200105	02/10/2022	MARION CUSD #2 HEALT	40L000 4810 0000 00 00045	Payroll accrual	48.22
212200105	02/10/2022	MARION CUSD #2 HEALT	10L000 4810 0000 00 00045	Payroll accrual	158.10
212200105	02/10/2022	MARION CUSD #2 HEALT	10L000 4810 0000 00 00045	Payroll accrual	20,300.17
212200105	02/10/2022	MARION CUSD #2 HEALT	20L000 4810 0000 00 00045	Payroll accrual	862.74
212200105	02/10/2022	MARION CUSD #2 HEALT	10L000 4810 0000 00 00045	Payroll accrual	8,770.40
212200105	02/10/2022	MARION CUSD #2 HEALT	20L000 4810 0000 00 00045	Payroll accrual	877.04
212200105	02/10/2022	MARION CUSD #2 HEALT	10L000 4710 0000 00 00000	Payroll accrual	17,034.92
212200105	02/10/2022	MARION CUSD #2 HEALT	20L000 4710 0000 00 00000	Payroll accrual	608.39
212200105	02/10/2022	MARION CUSD #2 HEALT	10L000 4710 0000 00 00000	Payroll accrual	12,151.27
212200105	02/10/2022	MARION CUSD #2 HEALT	20L000 4710 0000 00 00000	Payroll accrual	3,616.45
212200105	02/10/2022	MARION CUSD #2 HEALT	40L000 4710 0000 00 00000	Payroll accrual	144.66
212200105	02/10/2022	MARION CUSD #2 HEALT	10L000 4710 0000 00 00000	Payroll accrual	1,029.24
212200105	02/10/2022	MARION CUSD #2 HEALT	10L000 4710 0000 00 00000	Payroll accrual	60,901.21
212200105	02/10/2022	MARION CUSD #2 HEALT	20L000 4710 0000 00 00000	Payroll accrual	2,588.25
212200105	02/10/2022	MARION CUSD #2 HEALT	10L000 4710 0000 00 00000	Payroll accrual	26,310.40
212200105	02/10/2022	MARION CUSD #2 HEALT	20L000 4710 0000 00 00000	Payroll accrual	2,631.04
				Totals for 212200105	169,169.68
212200106	02/08/2022	RISE VISION	10E303 1103 4100 00 00000	Rise Vision - Cafeteria Announcements	396.00
				Totals for 212200106	396.00
212200107	02/08/2022	WILLIAMSON COUNTY ED	10E000 4120 3190 12 00000	IDEA FT and IDEA PS Assessment	85,596.13
212200107	02/08/2022	WILLIAMSON COUNTY ED	10E000 4120 3190 12 00000	IDEA FT and IDEA PS Assessment	2,980.44
212200107	02/08/2022	WILLIAMSON COUNTY ED	10E000 4120 3190 12 00000	Assessment	314,714.40
212200107	02/08/2022	WILLIAMSON COUNTY ED	10E000 4120 3190 12 00000		10,085.63
				Totals for 212200107	413,376.60
212200108	02/10/2022	ADAMS ATHLETIC IMPRE	10E000 1501 3190 00 00000	REIMBURSE DECEMBER IMPREST	679.93
				Totals for 212200108	679.93
212200109	02/10/2022	ATHLETIC IMPREST ACC	10E000 1500 6400 00 00000	IMPREST REIMBURSEMENT - JANUARY 2022	240.00
212200109	02/10/2022	ATHLETIC IMPREST ACC	10E000 1500 3190 06 00000	IMPREST REIMBURSEMENT - JANUARY 2022	70.00
212200109	02/10/2022	ATHLETIC IMPREST ACC	10E000 1500 4110 06 00000	IMPREST REIMBURSEMENT - JANUARY 2022	48.00
212200109	02/10/2022	ATHLETIC IMPREST ACC	10E000 1500 4120 06 00000	IMPREST REIMBURSEMENT - JANUARY 2022	200.00
212200109	02/10/2022	ATHLETIC IMPREST ACC	10E000 1500 6400 06 00000	IMPREST REIMBURSEMENT - JANUARY 2022	200.00
212200109	02/10/2022	ATHLETIC IMPREST ACC	10E000 1500 3320 10 00000	IMPREST REIMBURSEMENT - JANUARY 2022	133.27
212200109	02/10/2022	ATHLETIC IMPREST ACC	10E000 1500 4110 10 00000	IMPREST REIMBURSEMENT - JANUARY 2022	168.00
212200109	02/10/2022	ATHLETIC IMPREST ACC	10E000 1500 4120 10 00000	IMPREST REIMBURSEMENT - JANUARY 2022	340.73
212200109	02/10/2022	ATHLETIC IMPREST ACC	10E000 1500 6400 10 00000	IMPREST REIMBURSEMENT - JANUARY 2022	395.00
212200109	02/10/2022	ATHLETIC IMPREST ACC	10E000 1500 4110 11 00000	IMPREST REIMBURSEMENT - JANUARY 2022	70.00
212200109	02/10/2022	ATHLETIC IMPREST ACC	10E000 1500 4110 12 00000	IMPREST REIMBURSEMENT - JANUARY 2022	14.00
212200109	02/10/2022	ATHLETIC IMPREST ACC	10E000 1500 4120 14 00000	IMPREST REIMBURSEMENT - JANUARY 2022	1,456.00
212200109	02/10/2022	ATHLETIC IMPREST ACC	10E000 1500 3190 15 00000	IMPREST REIMBURSEMENT - JANUARY	475.00

CHECK NUMBER	CHECK DATE	VENDOR	ACCOUNT NUMBER	INVOICE DESCRIPTION	AMOUNT
				2022	
212200109	02/10/2022	ATHLETIC IMPREST ACC	10E000 1500 4110 15 00000	IMPREST REIMBURSEMENT - JANUARY 2022	173.00
212200109	02/10/2022	ATHLETIC IMPREST ACC	10E000 1500 3190 31 00000	IMPREST REIMBURSEMENT - JANUARY 2022	1,095.00
212200109	02/10/2022	ATHLETIC IMPREST ACC	10E000 1500 6400 31 00000	IMPREST REIMBURSEMENT - JANUARY 2022	125.00
212200109	02/10/2022	ATHLETIC IMPREST ACC	10E000 1500 4110 32 00000	IMPREST REIMBURSEMENT - JANUARY 2022	28.00
				Totals for 212200109	5,231.00
212200110	02/10/2022	CAPE ELECTRICAL SUPP	20E000 2542 4100 00 00000	Maintenance Supplies	1,534.83
				Totals for 212200110	1,534.83
212200111	02/10/2022	CK POWER	20E000 2542 3190 00 00000	Kohler Generator-Adams School	3,368.83
212200111	02/10/2022	CK POWER	20E000 2542 3190 00 00000	Generac Generator-Lincoln	1,064.17
				Totals for 212200111	4,433.00
212200112	02/10/2022	DAHMER, CONNIE	10E105 1101 3320 00 00000	10/1/2021-12/17/2021 Mileage to and from post office Mileage to unit office	110.60
				Totals for 212200112	110.60
212200113	02/10/2022	GOODISKY, J	10E000 1500 3320 00 00000	1/7/2022-1/28/2022 Mileage for athletic contests.	212.80
				Totals for 212200113	212.80
212200114	02/10/2022	HENSHAW, SHAY	10E105 1101 3320 00 00000	10/12/2021-12/17/2021 Travel between buildings	320.32
				Totals for 212200114	320.32
212200115	02/10/2022	ILL CENTRAL SCHOOL B	40E000 2550 3300 00 00000	Transportation	9,208.87
212200115	02/10/2022	ILL CENTRAL SCHOOL B	40E000 2552 3310 00 00000	Transportation	5,222.72
212200115	02/10/2022	ILL CENTRAL SCHOOL B	40E000 2552 3310 00 00000	Transportation	6,126.98
212200115	02/10/2022	ILL CENTRAL SCHOOL B	40E000 2552 3310 00 00000	Transportation	6,024.23
212200115	02/10/2022	ILL CENTRAL SCHOOL B	40E000 2550 3310 00 00000	Transportation	1,311.00
212200115	02/10/2022	ILL CENTRAL SCHOOL B	40E000 2552 3310 00 00000	Transportation	108,370.68
212200115	02/10/2022	ILL CENTRAL SCHOOL B	40E000 2550 3330 00 00000	Transportation	755.07
212200115	02/10/2022	ILL CENTRAL SCHOOL B	40E000 2550 3320 00 00000	Transportation	4,803.48
212200115	02/10/2022	ILL CENTRAL SCHOOL B	40E000 2550 3310 00 00000	Transportation	513.16
212200115	02/10/2022	ILL CENTRAL SCHOOL B	40E000 2552 3310 00 00000	Transportation	819.36
212200115	02/10/2022	ILL CENTRAL SCHOOL B	40E000 2552 3310 00 00000	Transportation	4,735.57
				Totals for 212200115	147,891.12
212200116	02/10/2022	JAMES, LESTER	10E000 1446 4100 00 00000	1/20/2022 soffit material for trades house	1,035.70
212200116	02/10/2022	JAMES, LESTER	10E000 1446 4100 00 00000	1/20/2022 shower units for trades house	1,303.11
212200116	02/10/2022	JAMES, LESTER	10E000 1446 4100 00 00000	1/20/2022 j channel for trades house	264.00
212200116	02/10/2022	JAMES, LESTER	10E000 1446 4100 00 00000	1/25/2022 vinyl siding trim for Trades House	133.10
				Totals for 212200116	2,735.91
212200117	02/10/2022	KADELA, LAURYN	10E109 1101 3320 00 00000	8/12/2021-12/17/2021 Travel from Lincoln to Longfellow Elementary School.	147.84
				Totals for 212200117	147.84
212200118	02/10/2022	LANDES, JESSICA	10E108 1101 3190 00 00000	10/2/2021-10/3/2022 Annual subscription to ABCya, an online learning site that we use each year, especially for grades K-2. Thank you so much. $299	299.00
212200118	02/10/2022	LANDES, JESSICA	10E108 1101 3320 00 00000	11/17/2021-11/19/2021 IETC	220.00

CHECK NUMBER	CHECK DATE	VENDOR	ACCOUNT NUMBER	INVOICE DESCRIPTION	AMOUNT
				conference registration reimbursement	
				Totals for 212200118	519.00
212200119	02/10/2022	MARION JUNIOR HIGH I	10E000 1500 6400 00 00000	IMPREST REIMBURSMENT FOR DECEMBER 2021	549.97
212200119	02/10/2022	MARION JUNIOR HIGH I	10E000 1500 3190 20 00000	IMPREST REIMBURSMENT FOR DECEMBER 2021	495.00
212200119	02/10/2022	MARION JUNIOR HIGH I	10E000 1500 3190 40 00000	IMPREST REIMBURSMENT FOR DECEMBER 2021	280.00
212200119	02/10/2022	MARION JUNIOR HIGH I	10E000 1500 6400 40 00000	IMPREST REIMBURSMENT FOR DECEMBER 2021	100.00
212200119	02/10/2022	MARION JUNIOR HIGH I	10E000 1500 3190 20 00000	IMPREST REIMBURSEMENT FOR DECEMBER 2022	769.98
212200119	02/10/2022	MARION JUNIOR HIGH I	10E000 1500 4110 22 00000	IMPREST REIMBURSEMENT FOR DECEMBER 2022	66.00
212200119	02/10/2022	MARION JUNIOR HIGH I	10E000 1500 3190 23 00000	IMPREST REIMBURSEMENT FOR DECEMBER 2022	100.00
212200119	02/10/2022	MARION JUNIOR HIGH I	10E000 1500 3190 40 00000	IMPREST REIMBURSEMENT FOR DECEMBER 2022	380.00
212200119	02/10/2022	MARION JUNIOR HIGH I	10E000 1500 4110 40 00000	IMPREST REIMBURSEMENT FOR DECEMBER 2022	55.00
				Totals for 212200119	2,795.95
212200120	02/10/2022	MORTHLAND, JILL	10E110 1101 3320 00 00000	12/1/2021-12/17/2021 Mileage	39.93
212200120	02/10/2022	MORTHLAND, JILL	10E110 1101 3320 00 00000	10/1/2021-10/28/2021 mileage	46.70
212200120	02/10/2022	MORTHLAND, JILL	10E110 1101 3320 00 00000	9/1/2021-9/30/2021 mileage	63.90
				Totals for 212200120	150.53
212200121	02/10/2022	NINNESS, JENNIFER	10E110 1101 4100 00 00000	1/21/2022 Sam's Club	26.92
				Totals for 212200121	26.92
212200122	02/10/2022	PINKSTON, LISA	10E000 1101 4100 00 00000	12/7/2021 Walmart grant received 2020 - reimbursed $250	250.00
				Totals for 212200122	250.00
212200123	02/10/2022	PULLEY, HEATHER	10E303 1103 4100 00 00000	1/27/2022 Ag Grant - GooseChase Subscription	49.00
				Totals for 212200123	49.00
212200124	02/10/2022	WATSON, KIMBERLY	20E000 2542 6400 00 00000	1/28/2022 Reimbursement for title and registration for 2017 Trailer	163.00
				Totals for 212200124	163.00
				Totals for checks	750,194.03

F U N D S U M M A R Y

FUND	DESCRIPTION	BALANCE SHEET	REVENUE	EXPENSE	TOTAL
10	EDUCATIONAL FUND	156,384.59	0.00	427,002.40	583,386.99
20	OPERATIONS & MAINTENANCE FUND	12,592.21	0.00	6,130.83	18,723.04
40	TRANSPORTATION FUND	192.88	0.00	147,891.12	148,084.00
*** Fund Summary Totals ***		169,169.68	0.00	581,024.35	750,194.03

********** End of report **********

------TREASURER'S REPORT------
January 31, 2022

FUND	BEGINNING CASH BALANCE 1/1/2022	RECEIPTS	DISBURSEMENTS	CURRENT CHECKING 1/31/2022
EDUCATION FUND (10)	14,167,105.32	2,135,729.20	2,952,862.80	13,349,971.72
OPERATION & MAINTENANCE FUND (20)	4,003,718.76	3,277.77	340,893.08	3,666,103.45
TRANSPORTATION FUND (40)	1,889,077.22	148,986.77	183,333.37	1,854,730.62
TOTAL OPERATING FUND BALANCE	**20,059,901.30**	**2,287,993.74**	**3,477,089.25**	**18,870,805.79**
LEASE FUND (21)	59,790.66	24.69	4,400.00	55,415.35
DEBT SERVICE FUND (30)	309,165.33	307.29	0.00	309,472.62
SOCIAL SECURITY FUND (50)	540,407.92	266.12	43,598.35	497,075.69
IL MUNICIPAL RETIREMENT FUND (51)	491,533.87	246.37	36,388.02	455,392.22
CAPITAL PROJECT FUND (60)	2,212,201.52	291,276.41	6,623.00	2,496,854.93
WORKING CASH (70)	8,077.86	3.67	0.00	8,081.53
TORT FUND (80)	530,114.31	173.80	281,625.80	248,662.31
FIRE PREVENTION & SAFETY FUND (90)	1,252,420.05	511.79	143,677.69	1,109,254.15
TOTALS	**25,463,612.82**	**2,580,803.88**	**3,993,402.11**	**24,051,014.59**

SIGNED: Kimberly Watson, CFO

DATE: 2-7-2022

FDTLOC FUNC OBJ	Account Level Description	2021-22 Original Budget	January 2021-22 Monthly Activity	2021-22 FYTD Activity	2021-22 Available Funds	2020-21 FY Activity	2021-22 FYTD %
10	EDUCATIONAL FUND						
		37,721,999.00	2,135,729.20	28,537,498.57	9,184,500.43	33,422,027.68	75.65
20	OPERATIONS & MAINTENANCE FUND						
		10,270,419.00	3,277.77	4,278,926.11	5,991,492.89	4,953,867.42	41.66
21	O&M LEASE						
		1,130.00	24.69	1,276.44	-146.44	290,092.12	112.96
30	DEBT SERVICE FUND OR FUND GROU						
		2,632,185.00	307.29	1,913,173.40	719,011.60	10,055,318.73	72.68
40	TRANSPORTATION FUND						
		1,875,000.00	148,986.77	1,812,061.19	62,938.81	1,732,965.94	96.64
50	SOCIAL SECURITY/MEDICARE						
		500,500.00	266.12	502,200.69	-1,700.69	701,017.61	100.34
51	ILLINOIS MUNICIPAL RETIREMENT						
		538,000.00	246.37	538,168.73	-168.73	309,747.17	100.03
60	CAPITAL PROJECTS FUND OR FUND						
		2,695,000.00	291,276.41	2,017,569.67	677,430.33	2,818,883.45	74.86

FDTLOC FUNC OBJ	Account Level Description	2021-22 Original Budget	January 2021-22 Monthly Activity	2021-22 FYTD Activity	2021-22 Available Funds	2020-21 FY Activity	2021-22 FYTD %
70	WORKING CASH FUND						
		860.00	3.67	859.48	0.52	922.66	99.94
80	TORT IMMUNITY AND JUDGMENT FUN						
		698,500.00	173.80	699,902.23	-1,402.23	498,994.42	100.20
90	FIRE PREVENTION AND SAFETY FUN						
		213,500.00	511.79	216,473.40	-2,973.40	2,510,916.86	101.39
Grand Revenue T		57,147,093.00	2,580,803.88	40,518,109.91	16,628,983.09	57,294,754.06	70.90

Number of Accounts: 139

********** End of report **********

FDTLOC FUNC OBJ	Account Level Description	2021-22 Original Budget	January 2021-22 Monthly Activity	2021-22 FYTD Activity	2021-22 Available Funds	Encumbered Amount	2020-21 FY Activity	2021-22 FYTD %
10	EDUCATIONAL FUND							
		37,440,545.00	2,952,293.56	20,567,032.12	16,536,207.17	327,204.18	32,866,818.68	54.93
20	OPERATIONS & MAINTENANCE FUND							
		10,302,319.00	340,892.89	2,582,639.14	7,688,421.81	31,019.03	3,971,456.65	25.07
21	O&M LEASE							
		52,800.00	4,400.00	26,400.00	26,400.00	0.00	227,150.08	50.00
30	DEBT SERVICE FUND OR FUND GROU							
		2,631,285.00	0.00	1,610,121.50	1,021,163.50	0.00	10,061,624.08	61.19
40	TRANSPORTATION FUND							
		1,928,762.00	183,333.37	853,050.91	1,075,711.09	0.00	1,443,062.62	44.23
50	SOCIAL SECURITY/MEDICARE							
		602,664.00	43,598.35	315,149.53	287,514.47	0.00	482,190.98	52.29
51	ILLINOIS MUNICIPAL RETIREMENT							
		599,000.00	36,388.02	305,571.51	293,428.49	0.00	484,862.10	51.01
60	CAPITAL PROJECTS FUND OR FUND							
		3,740,018.00	6,623.00	870,588.50	2,869,429.50	0.00	2,350,396.91	23.28

FDTLOC FUNC OBJ	Account Level Description	2021-22 Original Budget	January 2021-22 Monthly Activity	2021-22 FYTD Activity	2021-22 Available Funds	Encumbered Amount	2020-21 FY Activity	2021-22 FYTD %
70	WORKING CASH FUND							
		0.00	0.00	0.00	0.00	0.00	0.00	0.00
80	TORT IMMUNITY AND JUDGMENT FUN							
		650,000.00	281,625.80	513,285.22	136,714.78	0.00	508,336.01	78.97
90	FIRE PREVENTION AND SAFETY FUN							
		1,756,735.00	143,677.69	1,076,955.43	679,779.57	0.00	1,076,660.21	61.30
Grand Expense T		59,704,128.00	3,992,832.68	28,720,793.86	30,614,770.38	358,223.21	53,472,558.32	48.11

Number of Accounts: 2214

********** End of report **********

MARION CUSD #2, IL
REVENUE FINANCIAL REPORT (Date: 1/2022)

FDTLOC FUNC OBJ SJ SOURCE	Account Level Description	2021-22 Original Budget	January 2021-22 Monthly Activity	2021-22 FYTD Activity	2021-22 Available Funds	2020-21 FY Activity	2021-22 FYTD %
10	EDUCATIONAL FUND						
1000	RECEIPTS/REVENUE FROM LOCAL SO						
10R000 1110 0000 00 000000	PROPERTY TAXES	17,115,000.00	1,555.71	17,158,666.09	-43,666.09	16,467,543.70	100.26
10R000 1115 0000 00 000000	PROPERTY TAX FROM BANKRUPTCY	0.00	181,862.59	181,862.59	-181,862.59	0.00	0.00
10R000 1140 0000 00 000000	PROPERTY TAXES - SPECIAL ED	13,000.00	1.20	13,209.84	-209.84	14,816.96	101.61
10R000 1210 0000 00 000000	TAXES: MOBILE HOME	35,000.00	0.00	0.00	35,000.00	35,206.23	0.00
10R000 1220 0000 00 000000	TAXES: MARION HOUSING	39,000.00	1,142.97	1,142.97	37,857.03	41,356.30	2.93
10R000 1230 0000 00 000000	TAXES: CORP PER PROP REP	650,000.00	0.00	544,202.22	105,797.78	881,067.49	83.72
10R000 1290 0000 00 000000	TAXES: REFUGE PILOT	27,000.00	0.00	0.00	27,000.00	53,075.32	0.00
10R000 1311 0000 00 000000	Per Capita Tuition Charge	0.00	0.00	0.00	0.00	0.00	0.00
10R000 1510 0000 00 000000	INTEREST: INVESTMENTS	50,000.00	5,925.89	26,652.64	23,347.36	56,506.62	53.31
10R000 1611 0000 84 000003	HS: FOODSERVICE REVENUE	0.00	242.50	3,100.20	-3,100.20	-157.50	0.00
10R000 1611 0000 84 000004	JH: FOOD SERVICE REVENUE	0.00	423.75	3,522.05	-3,522.05	31.60	0.00
10R000 1611 0000 84 000005	ADAMS: FOODSERVICE REVENUE	0.00	0.00	-27.20	27.20	132.35	0.00
10R000 1611 0000 84 000007	JEFFERSON: FOODSERVICE REVENUE	0.00	0.00	19.50	-19.50	-29.70	0.00
10R000 1611 0000 84 000008	LINCOLN: FOODSERVICE REVENUE	0.00	205.00	1,402.90	-1,402.90	226.75	0.00
10R000 1611 0000 84 000009	LONGFELLOW: FOODSERVICE REVENU	0.00	0.00	130.00	-130.00	25.00	0.00
10R000 1611 0000 84 000010	WASHINGTON: FOODSERVICE REVENU	0.00	490.96	2,013.73	-2,013.73	-17.35	0.00
10R000 1690 0000 84 000000	OTHER LUNCH PROGRAM	1,000.00	7.30	150.20	849.80	630.33	15.02
10R000 1690 0000 84 000001	PRE-K BREAKFAST REIMBURSEMENT	0.00	0.00	0.00	0.00	0.00	0.00
10R000 1690 0000 84 000002	PRE-K LUNCH REIMBURSEMENT	0.00	0.00	0.00	0.00	0.00	0.00
10R000 1690 0000 84 000003	PRE-K FOOD REIMBURSMENT	0.00	0.00	0.00	0.00	0.00	0.00
10R000 1690 0000 84 000004	FOODSERVICE REIMBURSEMENT	500.00	14.66	664.47	-164.47	431.74	132.89
10R000 1690 0000 84 000005	FOODSERVICE GRANTS	0.00	0.00	0.00	0.00	314.00	0.00
10R000 1690 0000 84 000006	FOODSERVICE INSURANCE CLAIM	0.00	0.00	0.00	0.00	0.00	0.00
10R000 1711 0000 00 000001	ADAMS ATHLETIC ADMISSIONS	0.00	425.00	2,506.00	-2,506.00	0.00	0.00
10R000 1711 0000 00 000004	ATHL EVENTS,IHSA-JR INV.	5,000.00	1,660.00	8,181.11	-3,181.11	0.00	163.62
10R000 1711 0000 00 000005	ATHLETIC DONATIONS	5,000.00	0.00	19,600.00	-14,600.00	0.00	392.00
10R000 1711 0000 00 000006	ADAMS ATHLETIC DONATIONS	18,000.00	0.00	19,638.90	-1,638.90	0.00	109.11
10R000 1711 0000 00 000007	HS ATHLETIC PARTICIPATION FEES	0.00	0.00	0.00	0.00	0.00	0.00
10R000 1711 0000 00 000008	JH ATHLETIC PARTICIPATION FEES	0.00	0.00	0.00	0.00	0.00	0.00
10R000 1711 0000 01 000000	HS FOOTBALL ADMISSION	33,000.00	0.00	31,566.00	1,434.00	9,777.00	95.65
10R000 1711 0000 04 000000	HS SOCCER ADMISSIONS	4,000.00	0.00	3,171.00	829.00	225.00	79.28
10R000 1711 0000 06 000000	HS WRESTLING ADMISSIONS	1,500.00	0.00	875.00	625.00	0.00	58.33
10R000 1711 0000 11 000000	HS VOLLEYBALL ADMISSIONS	4,500.00	0.00	3,676.00	824.00	0.00	81.69
10R000 1711 0000 15 000000	HS BOYS BASKETBALL ADMISSIONS	23,000.00	6,531.00	23,113.00	-113.00	0.00	100.49
10R000 1711 0000 20 000000	JH BOYS BASKETBALL ADMISSIONS	8,000.00	2,511.00	6,472.00	1,528.00	0.00	80.90
10R000 1711 0000 23 000000	JH VOLLEYBALL ADMISSIONS	2,500.00	0.00	0.00	2,500.00	0.00	0.00
10R000 1711 0000 31 000000	HS GIRLS BASKETBALL ADMISSIONS	2,300.00	349.00	4,825.00	-2,525.00	0.00	209.78

FDTLOC FUNC OBJ SJ SOURCE	Account Level Description	2021-22 Original Budget	January 2021-22 Monthly Activity	2021-22 FYTD Activity	2021-22 Available Funds	2020-21 FY Activity	2021-22 FYTD %
10	EDUCATIONAL FUND						
1000	RECEIPTS/REVENUE FROM LOCAL SO						
10R000 1711 0000 40 000000	JH GIRLS BASKETBALL ADMISSIONS	4,000.00	556.00	4,384.00	-384.00	0.00	109.60
10R000 1790 0000 00 000003	STUDENT YEARBOOK: HS	12,500.00	55.00	735.00	11,765.00	5,735.00	5.88
10R000 1811 0000 00 000001	TEXTBOOK RENTAL: E	32,000.00	274.00	32,951.16	-951.16	32,629.46	102.97
10R000 1811 0000 00 000002	TEXTBOOK RENTAL: JH	11,000.00	117.00	15,045.80	-4,045.80	9,817.00	136.78
10R000 1811 0000 00 000003	TEXTBOOK RENTAL: HS	30,000.00	226.44	32,095.34	-2,095.34	32,494.00	106.98
10R000 1812 0000 00 000003	TEXTBOOK RENT: SUMMER SC	0.00	0.00	0.00	0.00	1,950.00	0.00
10R000 1920 0000 00 000000	CONTRIB -DONATION	40,000.00	2,585.59	7,065.80	32,934.20	13,434.94	17.66
10R000 1920 0000 02 000000	DONATIONS - FOUNDATION GRANT	0.00	0.00	0.00	0.00	0.00	0.00
10R000 1950 0000 00 000000	REFUND OF PRIOR YEAR EXPENDITU	0.00	0.00	0.00	0.00	0.00	0.00
10R000 1950 0000 12 000000	WCSED: Refund	0.00	0.00	0.00	0.00	0.00	0.00
10R000 1970 0000 00 000000	DR.ED BTW FEES	10,000.00	885.00	4,485.00	5,515.00	9,848.00	44.85
10R000 1992 0000 00 000000	SALE OF VOCATIONAL PROJECTS	0.00	0.00	281.48	-281.48	0.00	0.00
10R000 1993 0000 00 000000	RESALE ITEMS,LOCKS,SHOP	3,900.00	33.00	5,875.00	-1,975.00	2,495.00	150.64
10R000 1993 0000 00 000001	HS PARKING FEES	5,000.00	130.00	4,980.00	20.00	5,658.00	99.60
10R000 1999 0000 00 000000	OTHER	32,000.00	852.57	34,546.46	-2,546.46	45,902.82	107.96
10R000 1999 0000 00 000001	FOUNDATION GRANTS	10,000.00	0.00	0.00	10,000.00	4,134.64	0.00
10R000 1999 0000 00 000003	AFTER SCHOOL PROGRAMS	80,000.00	7,570.43	50,110.66	29,889.34	34,110.99	62.64
10R000 1999 0000 00 000005	Chromebook Insurance	0.00	525.00	11,004.00	-11,004.00	7,876.00	0.00
10R000 1999 0000 00 000006	AROTC REVENUE	24,000.00	2,463.51	11,945.49	12,054.51	24,141.19	49.77
10R000 1999 0000 02 000000	SETTLEMENT	0.00	0.00	0.00	0.00	235,000.00	0.00
10R000 1999 0000 05 000000	E-RATE REFUND	134,400.00	0.00	153,020.00	-18,620.00	113,733.33	113.85
10R000 1999 0000 70 000000	Madigral Revenue	6,000.00	-80.00	5,770.00	230.00	0.00	96.17
10R000 1999 0000 80 000000	Spring Musical Revenue	5,000.00	0.00	0.00	5,000.00	0.00	0.00
10R--- 1--- ---- -- ------		18,477,100.00	219,542.07	18,434,631.40	42,468.60	18,140,122.21	99.77
3000	RECEIPTS/REVENUE FROM STATE SO						
10R000 3001 0000 00 000000	EVIDENCED BASED FUNDING	10,887,633.00	989,820.00	5,938,866.00	4,948,767.00	10,557,597.98	54.55
10R000 3100 0000 12 000000	PRIVATE FACILITY TUITION	44,400.00	10,085.63	31,834.55	12,565.45	22,387.12	71.70
10R000 3120 0000 12 000000	WCSED: ORPHANAGE	140,000.00	0.00	114,912.76	25,087.24	66,351.50	82.08
10R000 3220 0000 21 000000	WCRVS STIPENDS/TUITION	78,000.00	0.00	0.00	78,000.00	62,859.00	0.00
10R000 3235 0000 00 000000	AGRICULTURE EDUCATION	15,000.00	1,026.00	6,156.00	8,844.00	17,356.00	41.04
10R000 3299 0000 21 000000	WCRVS: AGRICULTURE	0.00	0.00	0.00	0.00	0.00	0.00
10R000 3360 0000 84 000000	STATE REIMB: LUNCH & BKFST	30,000.00	0.00	20,091.38	9,908.62	6,260.79	66.97
10R000 3370 0000 10 000000	DRIVER EDUCATION	40,000.00	10,455.79	31,367.37	8,632.63	34,346.75	78.42
10R000 3999 0000 01 000000	OTHER ST.LIB GRANT	3,300.00	0.00	508.41	2,791.59	5,664.75	15.41

FDTLOC FUNC OBJ SJ SOURCE	Account Level Description	2021-22 Original Budget	January 2021-22 Monthly Activity	2021-22 FYTD Activity	2021-22 Available Funds	2020-21 FY Activity	2021-22 FYTD %
10	EDUCATIONAL FUND						
3000	RECEIPTS/REVENUE FROM STATE SO						
10R000 3999 0000 03 000000	PREMIUMS VOC AGRICULTURE FAIR	0.00	0.00	0.00	0.00	392.10	0.00
10R--- 3--- ---- -- ------		11,238,333.00	1,011,387.42	6,143,736.47	5,094,596.53	10,773,215.99	54.67
4000	RECEIPTS/REVENUE FROM FEDERAL						
10R000 4210 0000 84 000000	FED REIMB REG,FREE LUNCH	900,000.00	161,496.08	627,028.75	272,971.25	3,242.00	69.67
10R000 4220 0000 84 000000	FEDERAL REIMB BRKF	0.00	38,274.63	139,202.64	-139,202.64	1,117.98	0.00
10R000 4225 0000 84 000000	Summer Food Service Program	200,000.00	0.00	0.00	200,000.00	783,252.14	0.00
10R000 4260 0000 84 000000	Food Service-Equipment Grant	0.00	0.00	0.00	0.00	0.00	0.00
10R000 4300 0000 30 000000	TITLE I REVENUE	1,512,300.00	106,162.00	1,300,373.00	211,927.00	1,463,232.00	85.99
10R936 4300 0000 00 000000	TITLE I SIP	69,000.00	0.00	27,419.00	41,581.00	0.00	39.74
10R000 4600 0000 00 000000	IDEA-PS	29,000.00	7,709.00	18,678.00	10,322.00	16,862.00	64.41
10R000 4620 0000 00 000000	IDEA FT	1,109,000.00	282,886.00	520,282.00	588,718.00	889,731.65	46.91
10R000 4991 0000 00 000000	ADMIN OUTREACH REVENUE	30,000.00	0.00	30,960.77	-960.77	27,712.71	103.20
10R000 4999 0000 01 000000	PUB AID-FEE FOR SERV	10,000.00	0.00	12.54	9,987.46	0.00	0.13
10R000 4999 0000 21 000000	WCRVS:PERKINS,SP NDS,TUT	0.00	0.00	0.00	0.00	0.00	0.00
10R000 4999 0000 30 000000	ESSER TITLE GRANT	17,266.00	0.00	0.00	17,266.00	978,068.00	0.00
10R951 4999 0000 00 000000	DIGITAL EQUITY GRANT	0.00	0.00	0.00	0.00	245,519.00	0.00
10R952 4999 0000 00 000000	DIGITAL EQUITY II	0.00	0.00	1,010.00	-1,010.00	0.00	0.00
10R960 4999 0000 00 000000	ESSER II GRANT	2,030,000.00	75,507.00	643,243.00	1,386,757.00	99,952.00	31.69
10R965 4999 0000 00 000000	ESSER III GRANT	2,100,000.00	232,765.00	650,921.00	1,449,079.00	0.00	31.00
10R--- 4--- ---- -- ------		8,006,566.00	904,799.71	3,959,130.70	4,047,435.30	4,508,689.48	49.45
7000							
10R000 7110 0000 20 000000	PERMANENT XFER FROM OM	0.00	0.00	0.00	0.00	0.00	0.00
10R000 7110 0000 40 000000	PERMANENT XFER FROM TRANSPORTA	0.00	0.00	0.00	0.00	0.00	0.00
10R000 7110 0000 70 000000	PERMANENT XFER FROM WORKING CA	0.00	0.00	0.00	0.00	0.00	0.00
10R--- 7--- ---- -- ------		0.00	0.00	0.00	0.00	0.00	0.00
10---- ---- ---- -- ------		37,721,999.00	2,135,729.20	28,537,498.57	9,184,500.43	33,422,027.68	75.65

FDTLOC FUNC OBJ SJ SOURCE	Account Level Description	2021-22 Original Budget	January 2021-22 Monthly Activity	2021-22 FYTD Activity	2021-22 Available Funds	2020-21 FY Activity	2021-22 FYTD %
20	OPERATIONS & MAINTENANCE FUND						
1000	RECEIPTS/REVENUE FROM LOCAL SO						
20R000 1111 0000 00 000000	PROPRTY TAXES	4,230,000.00	384.53	4,240,876.72	-10,876.72	3,984,848.40	100.26
20R000 1230 0000 00 000000	TAXES: CORP PER PROP REPL	350,000.00	0.00	0.00	350,000.00	0.00	0.00
20R000 1510 0000 00 000000	INTEREST: INVESTMENTS	15,000.00	1,627.69	8,675.29	6,324.71	18,306.39	57.84
20R000 1910 0000 00 000000	RENTAL: BUILDINGS	0.00	0.00	0.00	0.00	0.00	0.00
20R000 1920 0000 00 000000	DONATIONS	0.00	0.00	0.00	0.00	0.00	0.00
20R000 1999 0000 00 000000	OTHER	10,000.00	1,265.55	8,758.10	1,241.90	2,343.53	87.58
20R000 1999 0000 01 000000	INSURANCE CLAIMS	0.00	0.00	0.00	0.00	0.00	0.00
20R000 1999 0000 02 000000	SETTLEMENT	0.00	0.00	0.00	0.00	926,460.10	0.00
20R--- 1--- ---- -- ------		4,605,000.00	3,277.77	4,258,310.11	346,689.89	4,931,958.42	92.47
3000	RECEIPTS/REVENUE FROM STATE SO						
20R000 3001 0000 00 000000	EVIDENCE BASED FUNDING	0.00	0.00	0.00	0.00	0.00	0.00
20R000 3705 0000 00 000000	PRE K - ADAMS SCHOOL BLDG	17,000.00	0.00	20,616.00	-3,616.00	21,909.00	121.27
20R000 3925 0000 00 000000	SCHOOL MAINTENANCE GRANT	0.00	0.00	0.00	0.00	0.00	0.00
20R--- 3--- ---- -- ------		17,000.00	0.00	20,616.00	-3,616.00	21,909.00	121.27
4000	RECEIPTS/REVENUE FROM FEDERAL						
20R960 4999 0000 00 000000	ESSER II	928,419.00	0.00	0.00	928,419.00	0.00	0.00
20R965 4999 0000 00 000000	ESSER III	4,720,000.00	0.00	0.00	4,720,000.00	0.00	0.00
20R--- 4--- ---- -- ------		5,648,419.00	0.00	0.00	5,648,419.00	0.00	0.00
7000							
20R000 7110 0000 20 000000	PERMANENT TRANSFER TO O&M	0.00	0.00	0.00	0.00	0.00	0.00
20R--- 7--- ---- -- ------		0.00	0.00	0.00	0.00	0.00	0.00
20---- ---- ---- -- ------		10,270,419.00	3,277.77	4,278,926.11	5,991,492.89	4,953,867.42	41.66

FDTLOC FUNC OBJ SJ SOURCE	Account Level Description	2021-22 Original Budget	January 2021-22 Monthly Activity	2021-22 FYTD Activity	2021-22 Available Funds	2020-21 FY Activity	2021-22 FYTD %
21	O&M LEASE						
1000	RECEIPTS/REVENUE FROM LOCAL SO						
21R000 1111 0000 00 000000	TAXES: CURRENT YR LEVY	1,080.00	0.09	1,075.71	4.29	289,885.25	99.60
21R000 1510 0000 00 000000	INTEREST ON INVESTMENTS	50.00	24.60	200.73	-150.73	206.87	401.46
21R--- 1--- ---- -- ------		1,130.00	24.69	1,276.44	-146.44	290,092.12	112.96
21---- ---- ---- -- ------		1,130.00	24.69	1,276.44	-146.44	290,092.12	112.96
30	DEBT SERVICE FUND OR FUND GROU						
1000	RECEIPTS/REVENUE FROM LOCAL SO						
30R000 1112 0000 00 000000	TAXES: 1ST PRIOR YR LEVY	1,877,750.00	169.89	1,873,631.40	4,118.60	1,832,637.68	99.78
30R000 1210 0000 00 000000	TAXES: MOBILE HOME	0.00	0.00	0.00	0.00	0.00	0.00
30R000 1220 0000 00 000000	TAXES: MARION HOUSING	0.00	0.00	0.00	0.00	0.00	0.00
30R000 1510 0000 00 000000	INTEREST: ON INVEST	2,500.00	137.40	1,074.50	1,425.50	2,398.98	42.98
30R000 1999 0000 00 000000	Txfr Cap.Lease Principal	0.00	0.00	0.00	0.00	154.57	0.00
30R--- 1--- ---- -- ------		1,880,250.00	307.29	1,874,705.90	5,544.10	1,835,191.23	99.71
7000							
30R000 7210 0000 00 000000	PRINCIPAL ON BONDS SOLD	0.00	0.00	0.00	0.00	6,800,000.00	0.00
30R000 7220 0000 00 000000	PREMIUM ON BONDS SOLD	0.00	0.00	0.00	0.00	632,694.00	0.00
30R000 7610 0000 00 000000	AS Bond Principal	675,000.00	0.00	0.00	675,000.00	695,000.00	0.00
30R000 7700 0000 00 000000	AS Bond Interest	76,935.00	0.00	38,467.50	38,467.50	92,433.50	50.00
30R--- 7--- ---- -- ------		751,935.00	0.00	38,467.50	713,467.50	8,220,127.50	5.12
30---- ---- ---- -- ------		2,632,185.00	307.29	1,913,173.40	719,011.60	10,055,318.73	72.68
40	TRANSPORTATION FUND						
1000	RECEIPTS/REVENUE FROM LOCAL SO						
40R000 1113 0000 00 000000	PROPERTY TAXES	1,330,000.00	121.33	1,338,149.08	-8,149.08	1,244,696.64	100.61
40R000 1510 0000 00 000000	INTEREST: INVEST	4,000.00	823.47	4,423.21	-423.21	8,834.81	110.58
40R000 1950 0000 12 000000	PRIOR YEAR REFUND	0.00	0.00	0.00	0.00	0.00	0.00
40R000 1999 0000 00 000000	TRANS: MISC. REIMB.	1,000.00	0.00	2,190.24	-1,190.24	0.00	219.02

FDTLOC FUNC OBJ SJ SOURCE	Account Level Description	2021-22 Original Budget	January 2021-22 Monthly Activity	2021-22 FYTD Activity	2021-22 Available Funds	2020-21 FY Activity	2021-22 FYTD %
40	TRANSPORTATION FUND						
1000	RECEIPTS/REVENUE FROM LOCAL SO						
40R--- 1--- ---- -- ------		1,335,000.00	944.80	1,344,762.53	-9,762.53	1,253,531.45	100.73
3000	RECEIPTS/REVENUE FROM STATE SO						
40R000 3500 0000 00 000000	STATE REIMB: REG	465,000.00	148,041.97	412,588.66	52,411.34	479,434.49	88.73
40R--- 3--- ---- -- ------		465,000.00	148,041.97	412,588.66	52,411.34	479,434.49	88.73
4000	RECEIPTS/REVENUE FROM FEDERAL						
40R960 4999 0000 00 000000	ESSER II	75,000.00	0.00	54,710.00	20,290.00	0.00	72.95
40R--- 4--- ---- -- ------		75,000.00	0.00	54,710.00	20,290.00	0.00	72.95
40---- ---- ---- -- ------		1,875,000.00	148,986.77	1,812,061.19	62,938.81	1,732,965.94	96.64
50	SOCIAL SECURITY/MEDICARE						
1000	RECEIPTS/REVENUE FROM LOCAL SO						
50R000 1150 0000 00 000000	PROPERTY TAXES - SOCIAL SECURI	499,000.00	45.43	501,000.59	-2,000.59	698,715.46	100.40
50R000 1510 0000 00 000000	INTEREST: CHECKING	1,500.00	220.69	1,200.10	299.90	2,302.15	80.01
50R--- 1--- ---- -- ------		500,500.00	266.12	502,200.69	-1,700.69	701,017.61	100.34
50---- ---- ---- -- ------		500,500.00	266.12	502,200.69	-1,700.69	701,017.61	100.34
51	ILLINOIS MUNICIPAL RETIREMENT						
1000	RECEIPTS/REVENUE FROM LOCAL SO						
51R000 1114 0000 00 000000	Property Taxes - IMRF	485,000.00	44.18	487,044.03	-2,044.03	261,591.13	100.42
51R000 1230 0000 00 000000	TAXES: CORP PERS PROP REPLMT	50,000.00	0.00	50,000.00	0.00	45,000.00	100.00
51R000 1510 0000 00 000000	INTEREST ON INVESTMENTS	3,000.00	202.19	1,124.70	1,875.30	3,156.04	37.49
51R--- 1--- ---- -- ------		538,000.00	246.37	538,168.73	-168.73	309,747.17	100.03
51---- ---- ---- -- ------		538,000.00	246.37	538,168.73	-168.73	309,747.17	100.03

FDTLOC FUNC OBJ SJ SOURCE	Account Level Description	2021-22 Original Budget	January 2021-22 Monthly Activity	2021-22 FYTD Activity	2021-22 Available Funds	2020-21 FY Activity	2021-22 FYTD %
60	CAPITAL PROJECTS FUND OR FUND						
1000	RECEIPTS/REVENUE FROM LOCAL SO						
60R000 1510 0000 00 000000	INTEREST	5,000.00	1,108.56	4,738.75	261.25	7,150.07	94.78
60R000 1983 0000 00 000000	SALES TAX	2,640,000.00	240,167.85	1,962,830.92	677,169.08	2,811,733.38	74.35
60R--- 1--- ---- -- ------		2,645,000.00	241,276.41	1,967,569.67	677,430.33	2,818,883.45	74.39
3000	RECEIPTS/REVENUE FROM STATE SO						
60R000 3925 0000 00 000000	SCHOOL MAINTENANCE GRANT	50,000.00	50,000.00	50,000.00	0.00	0.00	100.00
60R--- 3--- ---- -- ------		50,000.00	50,000.00	50,000.00	0.00	0.00	100.00
4000	RECEIPTS/REVENUE FROM FEDERAL						
60R000 4999 0000 00 000000	FEMA Lincoln Safe Room	0.00	0.00	0.00	0.00	0.00	0.00
60R--- 4--- ---- -- ------		0.00	0.00	0.00	0.00	0.00	0.00
60---- ---- ---- -- ------		2,695,000.00	291,276.41	2,017,569.67	677,430.33	2,818,883.45	74.86
70	WORKING CASH FUND						
1000	RECEIPTS/REVENUE FROM LOCAL SO						
70R000 1115 0000 00 000000	PROPERTY TAXES	830.00	0.08	836.93	-6.93	864.90	100.83
70R000 1510 0000 00 000000	INTEREST: INVEST	30.00	3.59	22.55	7.45	57.76	75.17
70R--- 1--- ---- -- ------		860.00	3.67	859.48	0.52	922.66	99.94
70---- ---- ---- -- ------		860.00	3.67	859.48	0.52	922.66	99.94
80	TORT IMMUNITY AND JUDGMENT FUN						
1000	RECEIPTS/REVENUE FROM LOCAL SO						
80R000 1120 0000 00 000000	PROPERTY TAXES	697,000.00	63.40	699,205.95	-2,205.95	497,994.97	100.32
80R000 1510 0000 00 000000	INTEREST ON INVESTMENTS	1,500.00	110.40	696.28	803.72	728.45	46.42
80R000 1999 0000 00 000000	REFUND ON WORKERS COMP	0.00	0.00	0.00	0.00	0.00	0.00
80R000 1999 0000 00 000001	OTHER	0.00	0.00	0.00	0.00	271.00	0.00

FDTLOC FUNC OBJ SJ SOURCE	Account Level Description	2021-22 Original Budget	January 2021-22 Monthly Activity	2021-22 FYTD Activity	2021-22 Available Funds	2020-21 FY Activity	2021-22 FYTD %
80	TORT IMMUNITY AND JUDGMENT FUN						
1000	RECEIPTS/REVENUE FROM LOCAL SO						
80R--- 1--- ---- -- ------		698,500.00	173.80	699,902.23	-1,402.23	498,994.42	100.20
80---- ---- ---- -- ------		698,500.00	173.80	699,902.23	-1,402.23	498,994.42	100.20
90	FIRE PREVENTION AND SAFETY FUN						
1000	RECEIPTS/REVENUE FROM LOCAL SO						
90R000 1118 0000 00 000000	PROPERTY TAXES	212,000.00	19.29	212,790.10	-790.10	233,916.79	100.37
90R000 1510 0000 00 000000	INTEREST: ON INVEST	1,500.00	492.50	3,683.30	-2,183.30	12,000.38	245.55
90R--- 1--- ---- -- ------		213,500.00	511.79	216,473.40	-2,973.40	245,917.17	101.39
3000	RECEIPTS/REVENUE FROM STATE SO						
90R000 3925 0000 00 000000	MAINTENANCE GRANT	0.00	0.00	0.00	0.00	0.00	0.00
90R--- 3--- ---- -- ------		0.00	0.00	0.00	0.00	0.00	0.00
7000							
90R000 7210 0000 00 000000	SALE OF HLS BONDS	0.00	0.00	0.00	0.00	2,264,999.69	0.00
90R--- 7--- ---- -- ------		0.00	0.00	0.00	0.00	2,264,999.69	0.00
90---- ---- ---- -- ------		213,500.00	511.79	216,473.40	-2,973.40	2,510,916.86	101.39
Grand Revenue Totals		57,147,093.00	2,580,803.88	40,518,109.91	16,628,983.09	57,294,754.06	70.90

Number of Accounts: 139

********** End of report **********

Account Number	Account Level Description	2021-22	January 2021-22	2021-22	2021-22	Encumbered	2020-21	2021-22
	Account Number	Original Budget	Monthly Activity	FYTD Activity	Available Funds	Amount	FY Activity	FYTD %
10	EDUCATIONAL FUND							
10E960 1100 1150 30 000000	ESSER II SALARIES NON CERTI	50,000.00	0.00	40,370.00	9,630.00	0.00	6,420.00	80.74
10E960 1100 1300 30 000000	ESSER II SALARIES CERTIFY	150,000.00	0.00	125,819.85	24,180.15	0.00	23,228.40	83.88
10E960 1100 2100 30 000000		17,000.00	0.00	13,843.84	3,156.16	0.00	2,245.36	81.43
10E960 1100 2110 30 000000		15,000.00	0.00	11,667.00	3,333.00	0.00	2,297.32	77.78
10E960 1100 2120 30 000000		2,500.00	0.00	1,230.31	1,269.69	0.00	139.24	49.21
10E960 1100 2170 30 000000		1,000.00	0.00	799.71	200.29	0.00	148.71	79.97
10E960 1100 2220 30 000000		3,000.00	0.00	2,451.42	548.58	0.00	657.54	81.71
10E960 1100 2250 30 000000		2,600.00	0.00	2,086.76	513.24	0.00	551.36	80.26
10E000 1101 1120 00 000001	SETTLEMENT SALARY	0.00	0.00	0.00	0.00	0.00	0.00	0.00
10E000 1101 1120 00 000002	CONTRACT EXTENSION 1400	75,000.00	0.00	68,250.00	6,750.00	0.00	148,400.00	91.00
10E105 1101 1120 00 000000	ADAMS TEACHER SALARY	888,200.00	68,822.40	465,838.52	422,361.48	0.00	709,824.52	52.45
10E107 1101 1120 00 000000	JEFFERSON TEACHER SALARY	845,809.00	72,065.84	485,072.94	360,736.06	0.00	886,767.40	57.35
10E108 1101 1120 00 000000	LINCOLN TEACHER SALARY	1,942,100.00	161,345.76	1,117,281.84	824,818.16	0.00	1,884,158.14	57.53
10E109 1101 1120 00 000000	LONGFELLOW TEACHER SALARY	769,500.00	73,055.88	498,451.54	271,048.46	0.00	895,549.52	64.78
10E110 1101 1120 00 000000	WASHINGTON TEACHER SALARY	1,777,400.00	146,453.00	969,014.46	808,385.54	0.00	1,687,070.54	54.52
10E105 1101 1130 00 000000	ADAMS SALARY INCREMENT	7,000.00	511.18	3,551.58	3,448.42	0.00	6,182.68	50.74
10E107 1101 1130 00 000000	JEFFERSON SALARY INCREMENT	1,300.00	0.00	0.00	1,300.00	0.00	240.00	0.00
10E108 1101 1130 00 000000	LINCOLN SALARY INCREMENT	1,300.00	0.00	0.00	1,300.00	0.00	0.00	0.00
10E109 1101 1130 00 000000	LONGFELLOW SALARY INCREMENT	1,300.00	0.00	0.00	1,300.00	0.00	0.00	0.00
10E110 1101 1130 00 000000	WASHINGTON SALARY INCREMENT	1,500.00	0.00	30.00	1,470.00	0.00	270.00	2.00
10E107 1101 1140 00 000000	JEFFERSON AFTER SCHOOL TUTO	0.00	0.00	0.00	0.00	0.00	0.00	0.00
10E108 1101 1140 00 000000	LINCOLN AFTER SCHOOL TUTORS	500.00	0.00	0.00	500.00	0.00	0.00	0.00
10E109 1101 1140 00 000000	LONGFELLOW AFTER SCHOOL TUT	1,000.00	0.00	0.00	1,000.00	0.00	0.00	0.00
10E110 1101 1140 00 000000	WASHINGTON AFTER SCHOOL TUT	2,500.00	550.46	4,889.38	-2,389.38	0.00	2,168.39	195.58
10E000 1101 1150 00 000000	ELEM REGISTRATION SALARY	500.00	0.00	102.80	397.20	0.00	340.00	20.56
10E105 1101 1150 00 000000	ADAMS MEDIA AIDE	14,500.00	820.75	7,882.88	6,617.12	0.00	12,346.91	54.36
10E105 1101 1150 00 000001	ELEM TEACHER AIDE	21,000.00	0.00	0.00	21,000.00	0.00	3,226.68	0.00
10E107 1101 1150 00 000000	JEFFERSON MEDIA AIDE	16,000.00	926.67	8,447.48	7,552.52	0.00	14,219.97	52.80
10E108 1101 1150 00 000000	LINCOLN MEDIA AIDE	0.00	0.00	0.00	0.00	0.00	0.00	0.00
10E109 1101 1150 00 000000	LONGFELLOW MEDIA AIDE	14,600.00	890.89	7,809.31	6,790.69	0.00	13,084.46	53.49
10E110 1101 1150 00 000000	WASHINGTON MEDIA AIDE	20,000.00	1,209.07	10,433.00	9,567.00	0.00	17,114.24	52.17
10E000 1101 1200 00 000000	ELEM SUB TEACHER	17,000.00	4,085.00	13,510.00	3,490.00	0.00	5,515.00	79.47
10E105 1101 1200 00 000000	ADAMS SUB TEACHER	21,000.00	2,090.00	9,951.25	11,048.75	0.00	6,840.00	47.39
10E107 1101 1200 00 000000	JEFFERSON SUB TEACHER	20,000.00	2,260.00	13,001.88	6,998.12	0.00	20,430.00	65.01
10E108 1101 1200 00 000000	LINCOLN SUB TEACHER	40,000.00	2,960.00	29,718.75	10,281.25	0.00	56,525.00	74.30
10E109 1101 1200 00 000000	LONGFELLOW SUB TEACHER	20,000.00	2,682.50	12,903.13	7,096.87	0.00	12,100.00	64.52
10E110 1101 1200 00 000000	WASHINGTON SUB TEACHER	35,000.00	2,042.50	23,718.75	11,281.25	0.00	35,870.00	67.77
10E105 1101 1250 00 000000	ADAMS MEDIA AIDE SUB	400.00	0.00	0.00	400.00	0.00	0.00	0.00

Account Number	Account Level Description Account Number	2021-22 Original Budget	January 2021-22 Monthly Activity	2021-22 FYTD Activity	2021-22 Available Funds	Encumbered Amount	2020-21 FY Activity	2021-22 FYTD %
10	EDUCATIONAL FUND							
10E107 1101 1250 00 000000	JEFFERSON MEDIA AIDE SUB	600.00	156.00	601.50	-1.50	0.00	16.50	100.25
10E108 1101 1250 00 000000	LINCOLN MEDIA AIDE SUB	800.00	0.00	66.00	734.00	0.00	0.00	8.25
10E109 1101 1250 00 000000	LONGFELLOW MEDIA AIDE SUB	500.00	108.00	504.00	-4.00	0.00	0.00	100.80
10E110 1101 1250 00 000000	WASHINGTON MEDIA AIDE SUB	200.00	78.00	364.00	-164.00	0.00	0.00	182.00
10E105 1101 1300 00 000000	ADAMS SALARY EXTRA	1,500.00	0.00	360.00	1,140.00	0.00	0.00	24.00
10E107 1101 1300 00 000000	JEFFERSON SALARY EXTRA	1,600.00	0.00	45.00	1,555.00	0.00	0.00	2.81
10E108 1101 1300 00 000000	LINCOLN SALARY EXTRA	4,800.00	0.00	493.80	4,306.20	0.00	97.50	10.29
10E109 1101 1300 00 000000	LONGFELLOW SALARY EXTRA	1,000.00	75.00	435.30	564.70	0.00	30.00	43.53
10E110 1101 1300 00 000000	WASHINGTON SALARY EXTRA	2,500.00	30.00	2,152.50	347.50	0.00	2,070.00	86.10
10E107 1101 2100 00 000000	JEFFERSON TRS-R	0.00	0.00	5.10	-5.10	0.00	0.00	0.00
10E108 1101 2100 00 000000	LINCOLN TRS-R	0.00	0.00	0.00	0.00	0.00	0.00	0.00
10E109 1101 2100 00 000000	LONGFELLOW TRS-R	0.00	0.00	0.00	0.00	0.00	0.00	0.00
10E110 1101 2100 00 000000	WASHINGTON TRS-R	0.00	0.00	39.09	-39.09	0.00	7.22	0.00
10E000 1101 2110 00 000000	ELEM TEACHER RETIREMENT	3,410.00	0.00	3,403.28	6.72	0.00	8.90	99.80
10E000 1101 2110 00 000002		8,000.00	0.00	6,750.88	1,249.12	0.00	14,676.76	84.39
10E105 1101 2110 00 000000	ADAMS TRS	89,000.00	6,857.18	34,321.50	54,678.50	0.00	73,044.60	38.56
10E107 1101 2110 00 000000	JEFFERSON TRS	84,000.00	7,127.36	35,641.26	48,358.74	0.00	86,750.14	42.43
10E108 1101 2110 00 000000	LINCOLN TRS	193,000.00	15,976.02	79,910.11	113,089.89	0.00	188,407.93	41.40
10E109 1101 2110 00 000000	LONGFELLOW TRS	80,000.00	7,232.68	36,169.40	43,830.60	0.00	88,180.66	45.21
10E110 1101 2110 00 000000	WASHINGTON TRS	177,000.00	14,487.34	70,255.58	106,744.42	0.00	169,488.95	39.69
10E105 1101 2120 00 000000	ADAMS IMRF	725.00	38.67	371.43	353.57	0.00	581.76	51.23
10E107 1101 2120 00 000000	JEFFERSON IMRF	1,050.00	43.66	398.03	651.97	0.00	670.81	37.91
10E108 1101 2120 00 000000	LINCOLN IMRF	0.00	0.00	0.00	0.00	0.00	0.00	0.00
10E109 1101 2120 00 000000	LONGFELLOW IMRF	730.00	41.98	367.99	362.01	0.00	616.55	50.41
10E110 1101 2120 00 000000	WASHINGTON IMRF	1,000.00	82.91	721.99	278.01	0.00	908.60	72.20
10E000 1101 2170 00 000000	ELEM TRS .58%	50.00	23.68	78.30	-28.30	0.00	30.49	156.60
10E000 1101 2170 00 000002		500.00	0.00	436.80	63.20	0.00	949.76	87.36
10E105 1101 2170 00 000000	ADAMS TRS .58%	6,000.00	455.98	2,278.51	3,721.49	0.00	4,751.68	37.98
10E107 1101 2170 00 000000	JEFFERSON TRS .58%	6,000.00	474.43	2,387.93	3,612.07	0.00	5,681.53	39.80
10E108 1101 2170 00 000000	LINCOLN TRS .58%	12,500.00	1,043.06	5,278.76	7,221.24	0.00	12,427.91	42.23
10E109 1101 2170 00 000000	LONGFELLOW TRS .58%	6,000.00	483.79	2,415.48	3,584.52	0.00	5,763.52	40.26
10E110 1101 2170 00 000000	WASHINGTON TRS .58%	12,000.00	949.36	4,681.62	7,318.38	0.00	11,090.46	39.01
10E000 1101 2180 00 000001	TRS SETTLEMENT	0.00	0.00	0.00	0.00	0.00	10,516.16	0.00
10E105 1101 2220 00 000000	ADAMS HEALTH INSURANCE	130,000.00	10,805.76	76,383.38	53,616.62	0.00	113,165.22	58.76
10E105 1101 2220 00 000001	ADAMS HEALTH INS AIDE	21,000.00	0.00	0.00	21,000.00	0.00	2,994.62	0.00
10E107 1101 2220 00 000000	JEFFERSON HEALTH INSURANCE	120,000.00	9,698.66	64,525.54	55,474.46	0.00	108,018.14	53.77
10E108 1101 2220 00 000000	LINCOLN HEALTH INSURANCE	300,000.00	23,551.62	161,024.57	138,975.43	0.00	265,076.32	53.67
10E109 1101 2220 00 000000	LONGFELLOW HEALTH INSURANCE	125,000.00	10,324.33	70,855.97	54,144.03	0.00	111,150.86	56.68

Account Number	Account Level Description Account Number	2021-22 Original Budget	January 2021-22 Monthly Activity	2021-22 FYTD Activity	2021-22 Available Funds	Encumbered Amount	2020-21 FY Activity	2021-22 FYTD %
10	EDUCATIONAL FUND							
10E110 1101 2220 00 000000	WASHINGTON HEALTH INSURANCE	250,000.00	14,529.70	115,449.82	134,550.18	0.00	227,248.94	46.18
10E000 1101 2250 00 000000	ELEM TRS HEALTH INS	2,110.00	27.35	2,198.26	-88.26	0.00	46.30	104.18
10E000 1101 2250 00 000002		1,300.00	0.00	1,177.80	122.20	0.00	3,498.74	90.60
10E105 1101 2250 00 000000	ADAMS TRS HEALTH INS	15,500.00	1,210.24	6,053.15	9,446.85	0.00	17,413.50	39.05
10E107 1101 2250 00 000000	JEFFERSON TRS HEALTH INS	15,000.00	1,258.47	6,311.07	8,688.93	0.00	20,864.52	42.07
10E108 1101 2250 00 000000	LINCOLN TRS HEALTH INS	43,500.00	2,797.32	14,062.85	29,437.15	0.00	45,243.84	32.33
10E109 1101 2250 00 000000	LONGFELLOW TRS HEALTH INSUR	15,000.00	1,279.74	6,395.34	8,604.66	0.00	21,058.10	42.64
10E110 1101 2250 00 000000	WASHINGTON TRS HEALTH INS	31,000.00	2,540.64	12,409.97	18,590.03	0.00	40,377.38	40.03
10E000 1101 3190 00 000000	ELEM OTHER PURCHASED SERV	18,000.00	760.00	5,042.01	12,957.99	0.00	16,798.90	28.01
10E105 1101 3190 00 000000	ADAMS OTHER PURCHASED SERVI	2,000.00	150.00	930.00	1,070.00	0.00	1,560.00	46.50
10E107 1101 3190 00 000000	JEFFERSON OTHER PURCHASED S	500.00	0.00	0.00	500.00	0.00	0.00	0.00
10E108 1101 3190 00 000000	LINCOLN OTHER PURCHASED SER	1,500.00	0.00	0.00	1,201.00	0.00	250.00	0.00
10E109 1101 3190 00 000000	LONGFELLOW OTHER PURCHASED	200.00	0.00	0.00	200.00	0.00	0.00	0.00
10E110 1101 3190 00 000000	WASHINGTON OTHER PURCHASED	500.00	0.00	0.00	500.00	0.00	0.00	0.00
10E105 1101 3230 00 000000	ADAMS EQUIP MAINT/USAGE	200.00	0.00	0.00	200.00	0.00	0.00	0.00
10E107 1101 3230 00 000000	JEFFERSON EQUIP MAINT/USAGE	200.00	0.00	0.00	200.00	0.00	0.00	0.00
10E108 1101 3230 00 000000	LINCOLN EQUIP MAINT/USAGE	200.00	0.00	0.00	200.00	0.00	129.00	0.00
10E109 1101 3230 00 000000	LONGFELLOW EQUIP MAINT/USAG	200.00	0.00	0.00	200.00	0.00	0.00	0.00
10E110 1101 3230 00 000000	WASHINGTON EQUIP MAINT/USAG	200.00	195.55	195.55	4.45	0.00	0.00	97.78
10E105 1101 3320 00 000000	ADAMS TRAVEL	1,000.00	0.00	543.36	25.72	0.00	287.00	54.34
10E107 1101 3320 00 000000	JEFFERSON TRAVEL	250.00	0.00	597.00	-347.00	0.00	120.00	238.80
10E108 1101 3320 00 000000	LINCOLN TRAVEL	500.00	0.00	97.41	182.59	0.00	492.50	19.48
10E109 1101 3320 00 000000	LONGFELLOW TRAVEL	500.00	0.00	240.80	111.36	0.00	187.61	48.16
10E110 1101 3320 00 000000	WASHINGTON TRAVEL	1,000.00	0.00	498.13	350.34	1.00	426.46	49.81
10E000 1101 3400 00 000000	ELEM COMMUNICATION/POSTAGE	0.00	0.00	0.00	0.00	0.00	11,567.47	0.00
10E105 1101 3400 00 000000	ADAMS POSTAGE	1,000.00	111.00	448.00	552.00	0.00	700.86	44.80
10E107 1101 3400 00 000000	JEFFERSON POSTAGE	1,000.00	105.30	315.90	684.10	0.00	808.34	31.59
10E108 1101 3400 00 000000	LINCOLN POSTAGE	2,000.00	0.00	147.00	1,853.00	0.00	1,441.00	7.35
10E109 1101 3400 00 000000	LONGFELLOW POSTAGE	2,000.00	0.00	0.00	2,000.00	0.00	663.86	0.00
10E110 1101 3400 00 000000	WASHINGTON POSTAGE	3,000.00	0.00	622.85	2,377.15	0.00	1,649.39	20.76
10E105 1101 3600 00 000000	ADAMS COPIER	4,000.00	253.48	1,730.89	2,269.11	0.00	2,321.20	43.27
10E107 1101 3600 00 000000	JEFFERSON COPIER	4,000.00	368.44	2,573.65	1,426.35	0.00	3,689.32	64.34
10E108 1101 3600 00 000000	LINCOLN COPIER	6,000.00	426.63	3,047.67	2,952.33	0.00	4,390.98	50.79
10E109 1101 3600 00 000000	LONGFELLOW COPIER	3,000.00	254.18	1,713.71	1,286.29	0.00	2,274.71	57.12
10E110 1101 3600 00 000000	WASHINGTON COPIER	7,000.00	442.05	3,127.81	3,872.19	0.00	4,572.74	44.68
10E000 1101 4100 00 000000	ELEM SUPPLIES	77,800.00	0.00	3,181.45	74,618.55	0.00	76,286.89	4.09
10E000 1101 4100 00 000001	DONATION SUPPLIES	18,000.00	0.00	3,704.51	11,526.49	2,769.00	7,976.03	20.58
10E105 1101 4100 00 000000	ADAMS SUPPLIES	18,000.00	607.09	9,184.85	2,260.25	6,251.30	16,003.41	51.03

Account Number	Account Level Description	2021-22	January 2021-22	2021-22	2021-22	Encumbered	2020-21	2021-22
	Account Number	Original Budget	Monthly Activity	FYTD Activity	Available Funds	Amount	FY Activity	FYTD %
10	EDUCATIONAL FUND							
10E107 1101 4100 00 000000	JEFFERSON SUPPLIES	16,000.00	186.78	7,180.02	3,922.56	4,897.42	14,431.99	44.88
10E108 1101 4100 00 000000	LINCOLN SUPPLIES	19,500.00	-18,244.42	14,869.38	-2,672.40	7,303.02	11,229.99	76.25
10E109 1101 4100 00 000000	LONGFELLOW SUPPLIES	11,000.00	1,538.74	9,951.16	-2,007.07	3,055.91	8,243.38	90.47
10E110 1101 4100 00 000000	WASHINGTON SUPPLIES	18,000.00	2,661.13	13,942.84	-2,581.07	6,611.31	14,755.03	77.46
10E105 1101 4130 00 000000	ADAMS VOCAL MUSIC	0.00	0.00	0.00	0.00	0.00	0.00	0.00
10E107 1101 4130 00 000000	JEFFERSON VOCAL MUSIC	0.00	0.00	0.00	0.00	0.00	0.00	0.00
10E108 1101 4130 00 000000	LINCOLN VOCAL MUSIC	0.00	0.00	0.00	0.00	0.00	0.00	0.00
10E109 1101 4130 00 000000	LONGFELLOW VOCAL MUSIC	0.00	0.00	0.00	0.00	0.00	0.00	0.00
10E110 1101 4130 00 000000	WASHINGTON VOCAL MUSIC	0.00	0.00	0.00	0.00	0.00	0.00	0.00
10E105 1101 4140 00 000000	ADAMS INSTRUMENTAL MUSIC	1,500.00	34.00	4,318.20	-2,829.24	11.04	761.04	287.88
10E000 1101 4200 00 000000	ELEM TEXTBOOKS	10,500.00	0.00	0.00	10,500.00	0.00	10,605.83	0.00
10E105 1101 4200 00 000000	ADAMS TEXTBOOKS	0.00	0.00	0.00	0.00	0.00	0.00	0.00
10E107 1101 4200 00 000000	JEFFERSON TEXTBOOKS	0.00	0.00	0.00	0.00	0.00	0.00	0.00
10E108 1101 4200 00 000000	LINCOLN TEXTBOOKS	0.00	0.00	0.00	0.00	0.00	0.00	0.00
10E109 1101 4200 00 000000	LONGFELLOW TEXTBOOKS	0.00	0.00	0.00	0.00	0.00	0.00	0.00
10E110 1101 4200 00 000000	WASHINGTON TEXTBOOKS	0.00	0.00	0.00	0.00	0.00	0.00	0.00
10E105 1101 5400 00 000000	ADAMS CAPITAL OUTLAY	600.00	0.00	0.00	600.00	0.00	0.00	0.00
10E107 1101 5400 00 000000	JEFFERSON CAPITAL OUTLAY	600.00	0.00	0.00	-1,255.00	1,855.00	579.00	0.00
10E108 1101 5400 00 000000	LINCOLN CAPITAL OUTLAY	4,000.00	0.00	0.00	4,000.00	0.00	3,622.31	0.00
10E109 1101 5400 00 000000	LONGFELLOW CAPITAL OUTLAY	600.00	0.00	2,122.20	-1,522.20	0.00	0.00	353.70
10E110 1101 5400 00 000000	WASHINGTON CAPITAL OUTLAY	600.00	0.00	0.00	600.00	0.00	539.99	0.00
10E105 1101 6400 00 000000	ADAMS DUES FEES	100.00	0.00	0.00	100.00	0.00	0.00	0.00
10E107 1101 6400 00 000000	JEFFERSON DUES FEES	100.00	0.00	0.00	100.00	0.00	0.00	0.00
10E108 1101 6400 00 000000	LINCOLN DUES FEES	100.00	0.00	0.00	100.00	0.00	0.00	0.00
10E109 1101 6400 00 000000	LONGFELLOW DUES FEES	100.00	0.00	0.00	100.00	0.00	0.00	0.00
10E110 1101 6400 00 000000	WASHINGTON DUES FEES	100.00	0.00	0.00	100.00	0.00	0.00	0.00
10E105 1101 8000 00 000000	ADAMS POST RETIRMENT	0.00	0.00	0.00	0.00	0.00	0.00	0.00
10E107 1101 8000 00 000000	JEFFERSON POST RETIRMENT	7,259.00	0.00	7,259.00	0.00	0.00	8,734.00	100.00
10E108 1101 8000 00 000000	LINCOLN POST RETIRMENT	7,713.00	0.00	7,712.30	0.70	0.00	0.00	99.99
10E109 1101 8000 00 000000	LONGFELLOW POST RETIREMENT	7,355.00	0.00	7,355.00	0.00	0.00	0.00	100.00
10E110 1101 8000 00 000000	WASHINGTON POST RETIRMENT	9,873.00	0.00	9,872.23	0.77	0.00	4,429.09	99.99
10E204 1102 1120 00 000000	JH SALARY	2,780,000.00	249,494.28	1,685,047.24	1,094,952.76	0.00	2,793,044.72	60.61
10E204 1102 1130 00 000000	JH TEACHER INCREMENT	40,000.00	1,805.06	12,311.10	27,688.90	0.00	19,639.44	30.78
10E204 1102 1200 00 000000	JH SUB TEACHER SALARY	50,000.00	7,412.50	29,461.25	20,538.75	0.00	34,450.00	58.92
10E204 1102 1300 00 000000	JH SALARY EXTRA	40,000.00	6,614.10	15,650.10	24,349.90	0.00	3,585.60	39.13
10E204 1102 2110 00 000000	JH TEACHER RETIREMENT	285,000.00	25,251.71	127,059.27	157,940.73	0.00	277,174.92	44.58
10E204 1102 2160 00 000000	TRS PAYMENT ADJUSTMENT	0.00	0.00	0.00	0.00	0.00	0.00	0.00
10E204 1102 2170 00 000000	JH TRS .58%	20,000.00	1,685.78	8,284.14	11,715.86	0.00	18,000.14	41.42

Account Number	Account Level Description Account Number	2021-22 Original Budget	January 2021-22 Monthly Activity	2021-22 FYTD Activity	2021-22 Available Funds	Encumbered Amount	2020-21 FY Activity	2021-22 FYTD %
10	EDUCATIONAL FUND							
10E204 1102 2220 00 000000	JH HEALTH INSURANCE	440,000.00	38,920.10	260,161.77	179,838.23	0.00	383,095.50	59.13
10E204 1102 2250 00 000000	JH TRS HEALTH INSURANCE	60,000.00	4,463.23	22,991.10	37,008.90	0.00	67,137.35	38.32
10E204 1102 3190 00 000000	JH PURCHASED SERVICES	5,000.00	0.00	842.21	4,157.79	0.00	4,065.25	16.84
10E204 1102 3230 00 000000	JH EQUIPMENT MAINTENANCE/US	1,000.00	0.00	87.50	912.50	0.00	252.70	8.75
10E204 1102 3320 00 000000	JH TRAVEL	5,000.00	969.92	3,339.52	262.36	1,397.12	1,956.75	66.79
10E204 1102 3400 00 000000	JH COMMUNICATION/POSTAGE	4,000.00	486.51	1,152.02	2,847.98	0.00	2,946.04	28.80
10E204 1102 3600 00 000000	JH COPYING	6,000.00	639.74	4,648.09	1,351.91	0.00	6,941.02	77.47
10E204 1102 4100 00 000000	JH SUPPLIES	38,000.00	1,305.55	37,905.64	-10,977.12	11,071.48	19,553.07	99.75
10E204 1102 4100 00 000001	Donation/Student Council Su	0.00	0.00	0.00	-1,930.50	1,930.50	0.00	0.00
10E204 1102 4110 00 000000	JH RE-SALE ITEMS	8,000.00	0.00	0.00	8,000.00	0.00	7,155.00	0.00
10E204 1102 4130 00 000000	JH VOCAL MUSIC	5,000.00	1,939.90	2,884.06	-19.97	2,135.91	3,967.51	57.68
10E204 1102 4140 00 000000	JH INSTRUMENTAL MUSIC	9,000.00	0.00	2,166.13	4,417.42	1,536.65	5,582.15	24.07
10E204 1102 4200 00 000000	JH TEXTBOOKS	80,000.00	0.00	71,847.33	8,152.67	0.00	61,093.64	89.81
10E204 1102 5400 00 000000	JH CAPITAL OUTLAY	3,000.00	0.00	955.19	1,145.81	899.00	639.00	31.84
10E204 1102 5400 00 000001	JH CAPITAL OUTLAY 2500+	0.00	0.00	0.00	0.00	0.00	0.00	0.00
10E204 1102 5440 00 000000	JH CAPITAL OUTLAY MUSIC	11,000.00	0.00	0.00	1,524.70	9,475.30	11,551.75	0.00
10E204 1102 6400 00 000000	JH DUES/FEES	6,000.00	0.00	808.00	4,792.01	0.00	1,159.50	13.47
10E204 1102 8000 00 000000	JH POST RETIREMENT	11,359.00	0.00	11,359.00	0.00	0.00	40,665.66	100.00
10E105 1103 1120 00 000000	HS EXT TEACHER SALARY	205,000.00	17,075.44	118,236.36	86,763.64	0.00	193,065.12	57.68
10E303 1103 1120 00 000000	HS SALARY	3,992,000.00	327,474.76	2,257,824.72	1,734,175.28	0.00	3,873,751.25	56.56
10E303 1103 1130 00 000000	HS SALARY INCREMENT	90,000.00	7,770.02	52,500.26	37,499.74	0.00	87,522.70	58.33
10E303 1103 1130 00 000001	HS 3 CIRCLE AG GRANT SALARY	7,505.00	882.96	3,090.36	4,414.64	0.00	9,017.89	41.18
10E303 1103 1130 00 000002	LOCAL 3 CIRCLE AG GRANT SAL	10,000.00	537.64	7,501.97	2,498.03	0.00	7,627.38	75.02
10E303 1103 1150 00 000000	HS SALARY AIDE/EXTRA	0.00	0.00	0.00	0.00	0.00	0.00	0.00
10E105 1103 1200 00 000000	ADAMS SUB TEACHER	2,500.00	95.00	807.50	1,692.50	0.00	630.00	32.30
10E303 1103 1200 00 000000	HS SUB TEACHER	60,000.00	6,187.50	26,637.50	33,362.50	0.00	77,735.00	44.40
10E303 1103 1300 00 000000	HS SALARY EXTRA	25,000.00	3,854.70	16,460.70	8,539.30	0.00	2,475.00	65.84
10E105 1103 2110 00 000000	HS TRS 9.4% Adams	20,500.00	1,688.78	8,443.90	12,056.10	0.00	19,304.98	41.19
10E303 1103 2110 00 000000	HS TRS 9%	407,000.00	32,716.31	167,220.28	239,779.72	0.00	386,370.81	41.09
10E303 1103 2110 00 000001	HS 3 CIRCLE AG GRANT TRS 9%	950.00	87.32	305.62	644.38	0.00	898.34	32.17
10E303 1103 2110 00 000002	LOCAL 3 CIRCLE AG GRANT TRS	950.00	53.18	429.97	520.03	0.00	767.74	45.26
10E303 1103 2120 00 000000	HS IMRF	3,800.00	311.04	2,195.49	1,604.51	0.00	3,612.15	57.78
10E105 1103 2170 00 000000	HS TRS .58% Adams	1,400.00	109.87	550.73	849.27	0.00	1,253.05	39.34
10E303 1103 2170 00 000000	HS TRS .58%	27,000.00	2,157.16	10,839.69	16,160.31	0.00	25,366.00	40.15
10E303 1103 2170 00 000001	HS 3 CIRCLE AG GRANT .58%	60.00	5.66	19.81	40.19	0.00	58.10	33.02
10E303 1103 2170 00 000002	LOCAL 3 CIRCLE AG GR TRS .5	60.00	3.46	27.92	32.08	0.00	49.67	46.53
10E105 1103 2220 00 000000	HS EXT HEALTH INSURANCE	38,500.00	3,172.08	21,916.18	16,583.82	0.00	34,342.22	56.93
10E303 1103 2220 00 000000	HS HEALTH INSURANCE	600,000.00	51,130.90	351,851.29	248,148.71	0.00	540,118.00	58.64

Account Number	Account Level Description Account Number	2021-22 Original Budget	January 2021-22 Monthly Activity	2021-22 FYTD Activity	2021-22 Available Funds	Encumbered Amount	2020-21 FY Activity	2021-22 FYTD %
10	EDUCATIONAL FUND							
10E303 1103 2225 00 000002	LOCAL 3 CIRCLE AG GR TRS TH	0.00	0.00	0.00	0.00	0.00	0.00	0.00
10E105 1103 2250 00 000000	HS TRS Health ADAMS	4,700.00	295.23	1,477.74	3,222.26	0.00	4,638.67	31.44
10E303 1103 2250 00 000000	HS TRS HEALTH INSURANCE	80,000.00	5,752.81	30,328.70	49,671.30	0.00	92,873.55	37.91
10E303 1103 2250 00 000001	HS 3 CIRCLE AG GRANT TRS H.	170.00	15.24	53.34	116.66	0.00	225.96	31.38
10E303 1103 2250 00 000002	LOCAL 3 CIRCLE TRS HEALTH I	170.00	9.28	75.02	94.98	0.00	192.61	44.13
10E303 1103 3190 00 000000	HS PURCHASED SERVICES	60,000.00	1,500.00	37,621.18	17,528.82	4,850.00	36,839.23	62.70
10E303 1103 3190 00 000001	HS OTHER PURCHASED SERVICES	5,000.00	0.00	1,589.00	3,411.00	0.00	0.00	31.78
10E303 1103 3190 00 000002	HS TUITION	12,000.00	200.00	3,100.00	8,350.00	550.00	9,669.00	25.83
10E303 1103 3220 00 000000	HS CLEANING SERVICES	7,000.00	0.00	2,502.25	4,497.75	0.00	4,155.70	35.75
10E303 1103 3230 00 000000	HS EQUIP MAINT/USAGE	1,500.00	0.00	0.00	1,500.00	0.00	0.00	0.00
10E303 1103 3320 00 000000	HS TRAVEL	20,000.00	30,378.43	33,900.76	-15,957.88	2,057.12	1,248.77	169.50
10E303 1103 3400 00 000000	HS COMMUNICATION/POSTAGE	8,000.00	0.00	2,294.30	5,705.70	0.00	5,522.12	28.68
10E303 1103 3600 00 000000	HS COPIERS	12,000.00	838.82	6,277.96	5,722.04	0.00	9,413.43	52.32
10E303 1103 3630 00 000000	HS YEARBOOK	16,000.00	0.00	38,062.00	-22,062.00	0.00	2,400.00	237.89
10E000 1103 4100 00 000001	DIST. CLASS/OFF FURN	35,000.00	6,286.96	23,110.03	9,580.77	2,309.20	32,151.87	66.03
10E303 1103 4100 00 000000	HS SUPPLIES	110,000.00	10,998.14	65,219.50	19,845.54	24,551.83	85,795.01	59.29
10E303 1103 4100 00 000003	MHS DR DONATION SUPPLIES	20,000.00	340.88	5,554.55	14,297.58	147.87	25,687.00	27.77
10E303 1103 4100 00 000004	HS AG GRANT SUPPLIES	3,000.00	0.00	248.37	2,751.63	0.00	2,554.13	8.28
10E303 1103 4100 00 000005	HS SUPPLIESR	8,000.00	408.21	4,921.92	-1,917.02	4,995.10	6,193.96	61.52
10E303 1103 4110 00 000000	HS RE-SALE ITEMS	3,000.00	0.00	4,515.21	-1,515.21	0.00	1,930.50	150.51
10E303 1103 4130 00 000000	HS VOCAL MUSIC	4,000.00	0.00	2,736.00	813.81	450.19	7,689.82	68.40
10E303 1103 4130 00 000001	MADIGRAL EXPENSE	11,000.00	1,576.26	3,822.36	5,976.80	1,200.84	1,273.25	34.75
10E303 1103 4130 00 000002	SPRING MUSICAL EXPENSE	14,700.00	0.00	0.00	14,700.00	0.00	700.00	0.00
10E303 1103 4140 00 000000	HS INSTRUMENTAL MUSIC	18,000.00	600.00	5,497.66	8,846.14	3,656.20	7,475.60	30.54
10E303 1103 4141 00 000000	BAND UNIFORMS	0.00	0.00	0.00	0.00	0.00	0.00	0.00
10E303 1103 4200 00 000000	HS TEXTBOOKS	45,000.00	0.00	19,148.16	25,424.04	427.80	3,810.45	42.55
10E303 1103 5400 00 000000	HS CAPITAL OUTLAY	10,000.00	639.00	1,328.00	8,672.00	0.00	1,368.00	13.28
10E303 1103 5400 00 000004	HS AG GRANT CAPITAL OUTLAY	800.00	0.00	1,635.19	-835.19	0.00	646.93	204.40
10E303 1103 5440 00 000000	HS MUSIC CAPITAL OUTLAY	21,000.00	0.00	1,395.45	15,028.06	4,565.50	1,495.00	6.65
10E303 1103 5440 00 000001	HS MUSIC DONATION EQUIP	0.00	0.00	0.00	0.00	0.00	0.00	0.00
10E303 1103 6400 00 000000	HS DUES/FEES	7,000.00	0.00	668.00	6,272.00	60.00	950.38	9.54
10E303 1103 8000 00 000000	HS POST RETIREMENT	6,825.00	0.00	6,825.00	0.00	0.00	7,157.66	100.00
10E000 1200 3140 12 000000	WCSED - STIPENDS	0.00	0.00	0.00	0.00	0.00	0.00	0.00
10E902 1250 1120 30 000000	TITLE I SALARY	630,000.00	0.00	10,684.12	619,315.88	0.00	0.00	1.70
10E902 1250 1120 30 105000	ADAMS TITLE I SALARY	0.00	4,969.54	23,301.30	-23,301.30	0.00	8,466.84	0.00
10E902 1250 1120 30 107000	JEFFERSON TITLE I SALARY	0.00	8,418.48	40,546.00	-40,546.00	0.00	14,883.76	0.00
10E902 1250 1120 30 108000	LINCOLN TITLE I SALARY	0.00	9,206.40	48,903.84	-48,903.84	0.00	25,845.92	0.00
10E902 1250 1120 30 109000	LONGFELLOW TITLE I SALARY	0.00	7,683.76	36,872.40	-36,872.40	0.00	26,614.08	0.00

Account Number	Account Level Description Account Number	2021-22 Original Budget	January 2021-22 Monthly Activity	2021-22 FYTD Activity	2021-22 Available Funds	Encumbered Amount	2020-21 FY Activity	2021-22 FYTD %
10	EDUCATIONAL FUND							
10E902 1250 1120 30 110000	WASHINGTON TITLE I SALARY	0.00	18,134.96	89,128.40	-89,128.40	0.00	23,528.56	0.00
10E930 1250 1120 30 000000	TITLE I: SAL, TEACHER	74,572.00	0.00	1,053.88	73,518.12	0.00	25,604.04	1.41
10E930 1250 1120 30 105000	ADAMS TITLE I SALARY	0.00	0.00	8,748.12	-8,748.12	0.00	43,740.60	0.00
10E930 1250 1120 30 107000	JEFFERSON TITLE I SALARY	0.00	0.00	15,546.24	-15,546.24	0.00	77,731.20	0.00
10E930 1250 1120 30 108000	LINCOLN TITLE I SALARY	0.00	0.00	11,291.60	-11,291.60	0.00	137,486.24	0.00
10E930 1250 1120 30 109000	LONGFELLOW TITLE I SALARY	0.00	0.00	14,113.52	-14,113.52	0.00	70,567.60	0.00
10E930 1250 1120 30 110000	WASHINGTON TITLE I SALARY	0.00	0.00	24,872.24	-24,872.24	0.00	205,746.16	0.00
10E935 1250 1120 00 000004	TITLE SIP JH SALARY	8,000.00	0.00	0.00	8,000.00	0.00	0.00	0.00
10E935 1250 1120 00 000005	TITLE SIP AD SALARY	2,000.00	0.00	0.00	2,000.00	0.00	0.00	0.00
10E960 1250 1120 30 000000	Esser II Salary	294,000.00	24,740.97	107,543.25	186,456.75	0.00	0.00	36.58
10E936 1250 1130 00 000004	Title SIP MJHS Stipend	0.00	0.00	0.00	0.00	0.00	30.00	0.00
10E936 1250 1130 00 000005	Title SIP Adams Stipend	0.00	0.00	0.00	0.00	0.00	0.00	0.00
10E965 1250 1130 30 000000	ESSER III CERT SALARY	150,000.00	4,621.09	24,017.15	125,982.85	0.00	0.00	16.01
10E965 1250 1150 30 000000	ESSER III SALARIES	100,000.00	0.00	0.00	100,000.00	0.00	0.00	0.00
10E940 1250 1190 30 000000	Esser Grant Salary	0.00	0.00	0.00	0.00	0.00	829.80	0.00
10E960 1250 1200 30 000000		0.00	0.00	0.00	0.00	0.00	0.00	0.00
10E965 1250 1200 30 000000		0.00	0.00	0.00	0.00	0.00	0.00	0.00
10E930 1250 1300 30 000000	TITLE I SUMMER SCHOOL	219,000.00	0.00	218,426.25	573.75	0.00	0.00	99.74
10E902 1250 2100 30 000000	TITLE I FEDERAL TRS	72,000.00	0.00	1,210.49	70,789.51	0.00	0.00	1.68
10E902 1250 2100 30 105000	AD TITLE I TRS	0.00	563.04	2,640.00	-2,640.00	0.00	0.00	0.00
10E902 1250 2100 30 107000	JE TITLE I TRS	0.00	953.80	4,593.80	-4,593.80	0.00	0.00	0.00
10E902 1250 2100 30 108000	LI TITILE I TRS	0.00	1,043.06	5,540.68	-5,540.68	0.00	0.00	0.00
10E902 1250 2100 30 109000	LO TITILE I TRS	0.00	870.56	4,177.60	-4,177.60	0.00	0.00	0.00
10E902 1250 2100 30 110000	WA TITLE I TRS	0.00	2,054.64	10,098.00	-10,098.00	0.00	0.00	0.00
10E930 1250 2100 30 000000	TITLE I: TRS BRD 10.5	37,100.00	0.00	37,018.36	81.64	0.00	2,928.97	99.78
10E930 1250 2100 30 105000	AD TITLE I TRS	0.00	0.00	0.00	0.00	0.00	5,003.80	0.00
10E930 1250 2100 30 107000	JE TITLE I TRS	0.00	0.00	0.00	0.00	0.00	8,892.01	0.00
10E930 1250 2100 30 108000	LI TITLE I TRS	0.00	0.00	0.00	0.00	0.00	15,727.79	0.00
10E930 1250 2100 30 109000	LO TITILE I TRS	0.00	-0.02	-0.10	0.10	0.00	8,072.41	0.00
10E930 1250 2100 30 110000	WA TITLE I TRS	0.00	0.00	0.00	0.00	0.00	23,536.47	0.00
10E935 1250 2100 00 000004	TITLE SIP FED TRS	907.00	0.00	0.00	907.00	0.00	0.00	0.00
10E935 1250 2100 00 000005	TITLE SIP FED TRS	227.00	0.00	0.00	227.00	0.00	0.00	0.00
10E960 1250 2100 30 000000		0.00	2,797.57	12,178.83	-12,178.83	0.00	0.00	0.00
10E965 1250 2100 30 000000	ESSER III FED TRS	17,000.00	523.56	2,714.33	14,285.67	0.00	0.00	15.97
10E902 1250 2110 30 000000	TITLE I 9% TRS	62,500.00	0.00	1,056.66	61,443.34	0.00	0.00	1.69
10E902 1250 2110 30 105000	AD TITLE I TRS	0.00	491.50	2,304.54	-2,304.54	0.00	0.00	0.00
10E902 1250 2110 30 107000	JE TITLE I TRS	0.00	832.62	4,010.14	-4,010.14	0.00	0.00	0.00
10E902 1250 2110 30 108000	LI TITLE I TRS	0.00	910.54	4,836.70	-4,836.70	0.00	0.00	0.00

Account Number	Account Level Description Account Number	2021-22 Original Budget	January 2021-22 Monthly Activity	2021-22 FYTD Activity	2021-22 Available Funds	Encumbered Amount	2020-21 FY Activity	2021-22 FYTD %
10	EDUCATIONAL FUND							
10E902 1250 2110 30 109000	LO TITLE I TRS	0.00	759.94	3,646.74	-3,646.74	0.00	0.00	0.00
10E902 1250 2110 30 110000	WA TITLE I TRS	0.00	1,793.55	8,814.91	-8,814.91	0.00	0.00	0.00
10E930 1250 2110 30 000000	TITLE I: TRS BRD 9.8901%	21,550.00	0.00	21,653.39	-103.39	0.00	2,532.27	100.48
10E930 1250 2110 30 105000	AD TITLE I TRS	0.00	0.00	0.00	0.00	0.00	5,191.19	0.00
10E930 1250 2110 30 107000	JE TITLE I TRS	0.00	0.00	0.00	0.00	0.00	9,225.32	0.00
10E930 1250 2110 30 108000	LI TITLE I TRS	0.00	0.00	0.00	0.00	0.00	14,714.31	0.00
10E930 1250 2110 30 109000	LO TITLE I TRS	0.00	0.00	0.00	0.00	0.00	8,375.04	0.00
10E930 1250 2110 30 110000	WA TITLE I TRS	0.00	0.00	0.00	0.00	0.00	22,808.21	0.00
10E935 1250 2110 00 000004	TITLE SIP TRS	792.00	0.00	0.00	792.00	0.00	0.00	0.00
10E935 1250 2110 00 000005	TITLE SIP TRS	198.00	0.00	0.00	198.00	0.00	0.00	0.00
10E960 1250 2110 30 000000		0.00	2,259.98	10,449.18	-10,449.18	0.00	0.00	0.00
10E965 1250 2110 30 000000	ESSER III TRS	15,000.00	457.03	2,375.30	12,624.70	0.00	0.00	15.84
10E902 1250 2120 30 000000	TITLE I IMRF	0.00	0.00	0.00	0.00	0.00	0.00	0.00
10E940 1250 2120 30 000000	Esser Grant-IMRF-Employee	0.00	0.00	0.00	0.00	0.00	0.00	0.00
10E965 1250 2120 30 000000	ESSER III IMRF	5,000.00	0.00	0.00	5,000.00	0.00	0.00	0.00
10E940 1250 2140 30 000000	Esser Grant Medicare	0.00	0.00	0.00	0.00	0.00	0.00	0.00
10E902 1250 2170 30 000000	TITLE I .58% TRS	4,100.00	0.00	68.40	4,031.60	0.00	0.00	1.67
10E902 1250 2170 30 105000	AD TITLE I .58% TRS	0.00	31.81	149.17	-149.17	0.00	0.00	0.00
10E902 1250 2170 30 107000	JE TITLE I .58% TRS	0.00	53.89	259.57	-259.57	0.00	0.00	0.00
10E902 1250 2170 30 108000	LI TITLE I .58% TRS	0.00	58.93	313.06	-313.06	0.00	0.00	0.00
10E902 1250 2170 30 109000	LO TITLE I .58% TRS	0.00	49.19	236.07	-236.07	0.00	0.00	0.00
10E902 1250 2170 30 110000	WA TITLE I .58% TRS	0.00	116.11	570.59	-570.59	0.00	0.00	0.00
10E930 1250 2170 30 000000	TITLE I: TRS .58%	1,399.00	0.00	1,404.77	-5.77	0.00	163.92	100.41
10E930 1250 2170 30 105000	AD TITLE I .58% TRS	0.00	0.00	0.00	0.00	0.00	335.98	0.00
10E930 1250 2170 30 107000	JE TITLE I .58% TRS	0.00	0.00	0.00	0.00	0.00	597.09	0.00
10E930 1250 2170 30 108000	LI TITLE I .58% TRS	0.00	0.00	0.00	0.00	0.00	952.53	0.00
10E930 1250 2170 30 109000	LO TITLE I .58% TRS	0.00	-0.02	-0.10	0.10	0.00	541.93	0.00
10E930 1250 2170 30 110000	WA TITLE I .58% TRS	0.00	0.00	0.00	0.00	0.00	1,476.41	0.00
10E935 1250 2170 00 000004	TITLE SIP TRS .58%	51.00	0.00	0.00	51.00	0.00	0.00	0.00
10E935 1250 2170 00 000005	TITLE SIP TRS .58%	13.00	0.00	0.00	13.00	0.00	0.00	0.00
10E936 1250 2170 00 000004		0.00	0.00	0.00	0.00	0.00	0.17	0.00
10E960 1250 2170 30 000000		0.00	157.26	687.41	-687.41	0.00	0.00	0.00
10E965 1250 2170 30 000000	ESSER III TRS .58%	960.00	29.58	153.73	806.27	0.00	0.00	16.01
10E940 1250 2203 30 000000	Esser Grant Health insuranc	0.00	0.00	0.00	0.00	0.00	0.00	0.00
10E902 1250 2220 30 000000	TITLE I HEALTH INSURANCE	90,000.00	0.00	0.00	90,000.00	0.00	0.00	0.00
10E902 1250 2220 30 105000	AD TITLE I HEALTH INS	0.00	657.76	3,288.80	-3,288.80	0.00	1,141.56	0.00
10E902 1250 2220 30 107000	JE TITLE I HEALTH INS	0.00	343.08	1,715.40	-1,715.40	0.00	583.58	0.00
10E902 1250 2220 30 108000	LI TITLE I HEALTH INS	0.00	2,588.26	12,941.30	-12,941.30	0.00	3,780.44	0.00

Account Number	Account Level Description Account Number	2021-22 Original Budget	January 2021-22 Monthly Activity	2021-22 FYTD Activity	2021-22 Available Funds	Encumbered Amount	2020-21 FY Activity	2021-22 FYTD %
10	EDUCATIONAL FUND							
10E902 1250 2220 30 109000	LO TITLE I HEALTH INS	0.00	2,588.26	12,941.30	-12,941.30	0.00	7,002.52	0.00
10E902 1250 2220 30 110000	WA TITLE I HEALTH INS	0.00	2,726.34	13,631.70	-13,631.70	0.00	1,725.12	0.00
10E930 1250 2220 30 000000	TITLE I: HEALTH INSURANC	16,158.00	0.00	0.00	16,158.00	0.00	0.00	0.00
10E930 1250 2220 30 105000	AD TITLE I HEALTH INS	0.00	0.00	1,255.72	-1,255.72	0.00	5,979.60	0.00
10E930 1250 2220 30 107000	JE TITLE I HEALTH INS	0.00	0.00	650.88	-650.88	0.00	3,078.00	0.00
10E930 1250 2220 30 108000	LI TITLE I HEALTH INS	0.00	0.00	2,902.80	-2,902.80	0.00	19,204.44	0.00
10E930 1250 2220 30 109000	LO TITLE I HEALTH INS	0.00	-0.02	4,941.06	-4,941.06	0.00	23,529.20	0.00
10E930 1250 2220 30 110000	WA TITLE I HEALTH INS	0.00	0.00	1,906.60	-1,906.60	0.00	16,590.60	0.00
10E940 1250 2220 30 000000	Esser Grant Health Insuranc	0.00	0.00	0.00	0.00	0.00	0.00	0.00
10E960 1250 2220 30 000000		0.00	2,942.28	15,928.18	-15,928.18	0.00	0.00	0.00
10E965 1250 2220 30 000000		0.00	1,725.50	8,627.50	-8,627.50	0.00	0.00	0.00
10E902 1250 2250 30 000000	TITLE I TRS HEALTH	11,000.00	0.00	184.34	10,815.66	0.00	0.00	1.68
10E902 1250 2250 30 105000	AD TITLE I TRS HEALTH	0.00	85.73	401.97	-401.97	0.00	-20.26	0.00
10E902 1250 2250 30 107000	JE TITLE I TRS HEALTH	0.00	145.25	699.57	-699.57	0.00	-46.37	0.00
10E902 1250 2250 30 108000	LI TITLE I TRS HEALTH	0.00	158.85	843.79	-843.79	0.00	204.50	0.00
10E902 1250 2250 30 109000	LO TITLE I TRS HEALTH	0.00	132.59	636.27	-636.27	0.00	15.12	0.00
10E902 1250 2250 30 110000	WA TITLE I TRS HEALTH	0.00	312.87	1,537.67	-1,537.67	0.00	186.16	0.00
10E930 1250 2250 30 000000	TITLE I: HEALTH INS .5%	3,800.00	0.00	3,780.99	19.01	0.00	551.46	99.50
10E930 1250 2250 30 105000	AD TITLE I TRS HEALTH	0.00	0.00	0.00	0.00	0.00	1,154.69	0.00
10E930 1250 2250 30 107000	JE TITLE I TRS HEALTH	0.00	0.00	0.00	0.00	0.00	2,214.10	0.00
10E930 1250 2250 30 108000	LI TITLE I TRS HEALTH	0.00	0.00	0.00	0.00	0.00	3,528.69	0.00
10E930 1250 2250 30 109000	LO TITLE I TRS HEALTH	0.00	-0.06	-0.30	0.30	0.00	2,013.28	0.00
10E930 1250 2250 30 110000	WA TITLE I TRS HEALTH	0.00	0.00	0.00	0.00	0.00	5,474.23	0.00
10E935 1250 2250 00 000004	TITLE SIP TRS THIS	139.00	0.00	0.00	139.00	0.00	0.00	0.00
10E935 1250 2250 00 000005	TITLE SIP TRS THIS	35.00	0.00	0.00	35.00	0.00	0.00	0.00
10E936 1250 2250 00 000004	JH TITLE SIP TRS HEALTH	0.00	0.00	0.00	0.00	0.00	0.25	0.00
10E960 1250 2250 30 000000		0.00	406.92	1,835.50	-1,835.50	0.00	0.00	0.00
10E965 1250 2250 30 000000	ESSER III TRS THIS	2,600.00	79.73	414.37	2,185.63	0.00	0.00	15.94
10E902 1250 3190 30 105000	ADAMS TITLE I PURCHASE SERV	0.00	0.00	0.00	0.00	0.00	0.00	0.00
10E902 1250 3190 30 107000	JEFFERSON TITLE I PURCHASE	0.00	0.00	0.00	0.00	0.00	0.00	0.00
10E902 1250 3190 30 108000	LINCOLN TITLE I PURCHASE SE	0.00	0.00	0.00	0.00	0.00	2,030.82	0.00
10E902 1250 3190 30 109000	LONFELLOW TITLE I PURCHASE	0.00	0.00	0.00	0.00	0.00	0.00	0.00
10E902 1250 3190 30 110000	WASHINGTO TITLE I PURCHASE	0.00	0.00	0.00	0.00	0.00	0.00	0.00
10E930 1250 3190 30 000000	Title I Contractual Service	0.00	0.00	3,220.00	-3,220.00	0.00	0.00	0.00
10E930 1250 3190 30 105000	Title 1 Contractual Service	0.00	0.00	0.00	0.00	0.00	1,600.00	0.00
10E930 1250 3190 30 107000	Title 1 Contractual Service	0.00	0.00	0.00	0.00	0.00	5,000.00	0.00
10E930 1250 3190 30 108000	Title 1 Contractual Service	0.00	0.00	0.00	0.00	0.00	7,000.00	0.00
10E930 1250 3190 30 109000	Title 1 Contractual Serv	0.00	0.00	0.00	0.00	0.00	5,680.00	0.00

Account Number	Account Level Description Account Number	2021-22 Original Budget	January 2021-22 Monthly Activity	2021-22 FYTD Activity	2021-22 Available Funds	Encumbered Amount	2020-21 FY Activity	2021-22 FYTD %
10	EDUCATIONAL FUND							
10E930 1250 3190 30 110000	Title 1 Contractual Service	0.00	0.00	0.00	0.00	0.00	2,000.00	0.00
10E935 1250 3190 00 000004		5,000.00	0.00	5,000.00	0.00	0.00	0.00	100.00
10E935 1250 3190 00 000005		625.00	0.00	625.00	0.00	0.00	0.00	100.00
10E936 1250 3190 00 000004	Title SIP MJHS Purchase Ser	0.00	0.00	0.00	0.00	0.00	0.00	0.00
10E936 1250 3190 00 000005	Title SIP Adams Purchase Se	0.00	0.00	0.00	0.00	0.00	0.00	0.00
10E940 1250 3190 30 000000	ESSER GRANT PURCHASED SERVI	0.00	0.00	0.00	0.00	0.00	177,446.40	0.00
10E951 1250 3190 00 000000	DIGITAL EQUITY GRANT: PUR S	0.00	0.00	0.00	0.00	0.00	26,349.00	0.00
10E952 1250 3190 00 000000	DIGITAL EQUITY-PURCHASE SER	0.00	1,979.45	1,979.45	-1,979.45	0.00	0.00	0.00
10E960 1250 3190 30 000000	ESSER II PURCHASE SERVICES	511,074.00	6,292.00	93,767.00	417,307.00	0.00	11,760.00	18.35
10E965 1250 3190 30 000000	ESSER III: PURCHASE SERVICE	255,136.00	-6,292.00	272,518.50	-17,407.50	25.00	0.00	106.81
10E902 1250 4100 30 000000	TITLE I SUPPLIES	150,000.00	0.00	18.00	149,982.00	0.00	0.00	0.01
10E902 1250 4100 30 105000	ADAMS TITLE I SUPPLIES	0.00	0.00	0.00	0.00	0.00	7,944.34	0.00
10E902 1250 4100 30 107000	JEFFERSON TITLE I SUPPLIES	0.00	0.00	208.93	-303.56	94.63	8,582.50	0.00
10E902 1250 4100 30 108000	LINCOLN TITLE I SUPPLIES	0.00	0.00	0.00	0.00	0.00	18,148.86	0.00
10E902 1250 4100 30 109000	LONGFELLOW TITLE I SUPPLIES	0.00	0.00	0.00	0.00	0.00	9,448.76	0.00
10E902 1250 4100 30 110000	WASHINGTON TITLE I SUPPLIES	0.00	0.00	335.30	-335.30	0.00	11,271.84	0.00
10E930 1250 4100 30 000000	TITLE I: INSTRUCTIONAL MATE	105,212.00	0.00	150.00	103,187.00	1,875.00	119,070.00	0.14
10E930 1250 4100 30 105000	AD TITLE I SUPPLIES	0.00	0.00	6,752.87	-6,752.87	0.00	14,864.77	0.00
10E930 1250 4100 30 107000	JE TITLE I SUPPLIES	0.00	0.00	17,163.90	-17,164.90	1.00	25,161.35	0.00
10E930 1250 4100 30 108000	LI TITLE I SUPPLIES	0.00	0.00	30,801.11	-30,801.11	0.00	52,384.85	0.00
10E930 1250 4100 30 109000	LO TITLE I SUPPLIES	0.00	0.00	21,482.01	-21,482.01	0.00	26,043.98	0.00
10E930 1250 4100 30 110000	WA TITLE I SUPPLIES	0.00	0.00	30,378.22	-30,378.22	0.00	22,041.08	0.00
10E935 1250 4100 00 000004	JH TITLE I 1003A SUPPLIES	18,189.00	0.00	12,235.20	5,811.45	142.35	21,601.22	67.27
10E935 1250 4100 00 000005	AD TITLE I 1003A SUPPLIES	20,432.00	0.00	7,513.25	12,918.75	0.00	18,900.00	36.77
10E935 1250 4100 00 000007	JE TITLE I 1003A SUPPLIES	0.00	0.00	0.00	0.00	0.00	0.00	0.00
10E936 1250 4100 00 000004	JH TITLE I SIP SUPPLIES	0.00	0.00	0.00	0.00	0.00	0.00	0.00
10E936 1250 4100 00 000005	Title SIP Adams Supplies	0.00	0.00	0.00	0.00	0.00	0.00	0.00
10E940 1250 4100 30 000000	ESSER GRANT SUPPLIES	17,266.00	0.00	14,827.50	-416.65	2,855.15	514,256.27	85.88
10E951 1250 4100 00 000000	DIGITAL EQUITY GRANT: SUPPL	0.00	0.00	0.00	0.00	0.00	219,170.00	0.00
10E952 1250 4100 00 000000	DIGITAL EQUITY-SUPPLIES	0.00	38,445.00	38,445.00	-38,445.00	0.00	0.00	0.00
10E960 1250 4100 30 000000		418,788.00	0.00	62,760.73	354,751.76	1,275.51	72,862.06	14.99
10E965 1250 4100 30 000000	ESSER III: SUPPLIES	200,000.00	7,457.19	107,974.24	88,354.06	3,671.70	84,035.63	53.99
10E902 1250 5400 30 105000	ADAMS TITLE I CAP OUTLAY	0.00	0.00	0.00	0.00	0.00	0.00	0.00
10E902 1250 5400 30 107000	JEFFERSON TITLE I CAP OUTLA	0.00	0.00	0.00	0.00	0.00	0.00	0.00
10E902 1250 5400 30 108000	LINCOLN TITLE I CAP OUTLAY	0.00	0.00	0.00	0.00	0.00	0.00	0.00
10E902 1250 5400 30 109000	LONGFELLOW TITLE I CAP OUTL	0.00	0.00	0.00	0.00	0.00	0.00	0.00
10E902 1250 5400 30 110000	WASHINGTON TITLE I CAP OUTL	0.00	0.00	0.00	0.00	0.00	0.00	0.00
10E935 1250 5400 00 000004	JH TITLE I 1003A CAPITAL OU	0.00	0.00	0.00	0.00	0.00	0.00	0.00

Account Number	Account Level Description Account Number	2021-22 Original Budget	January 2021-22 Monthly Activity	2021-22 FYTD Activity	2021-22 Available Funds	Encumbered Amount	2020-21 FY Activity	2021-22 FYTD %
10	EDUCATIONAL FUND							
10E935 1250 5400 00 000005	AD TITLE I 1003A CAPITAL OU	0.00	0.00	0.00	0.00	0.00	0.00	0.00
10E935 1250 5400 00 000007	JE TITLE I 1003A CAPITAL OU	0.00	0.00	0.00	0.00	0.00	0.00	0.00
10E940 1250 5400 30 000000	ESSER GRANT CAPTIAL OUTLAY	0.00	0.00	0.00	0.00	0.00	0.00	0.00
10E952 1250 5400 00 000000	DIGITAL EQUITY-CAPITAL OUTL	0.00	165,000.00	166,010.00	-166,010.00	0.00	0.00	0.00
10E965 1250 5400 30 000000	ESSER III: CAPTIAL OUTLAY	120,000.00	23,978.63	98,262.59	21,737.41	0.00	0.00	81.89
10E000 1251 4100 00 000000	McKinney Vento Supplies	1,500.00	585.63	5,359.22	-3,859.22	0.00	0.00	357.28
10E000 1400 1250 20 000000	VOC: SALARY, STUDENTS	45,000.00	2,275.00	27,302.75	17,697.25	0.00	42,935.50	60.67
10E000 1400 3190 20 000000	VOC: PURCHASED SERV	10,000.00	1,750.16	4,983.66	5,594.14	0.00	6,549.08	49.84
10E000 1400 4100 20 000000	VOC: SUPPLIES	0.00	0.00	465.89	-465.89	0.00	0.00	0.00
10E000 1401 1120 21 000000	WCRVS: SPEC NDS SALARY	2,000.00	0.00	0.00	2,000.00	0.00	0.00	0.00
10E000 1401 1210 21 000000	WCRVS: STIPENDS, TUTORS	0.00	0.00	0.00	0.00	0.00	0.00	0.00
10E000 1401 2110 21 000000	WCRVS: SPC ND TRS 9.8901	0.00	0.00	0.00	0.00	0.00	0.00	0.00
10E000 1401 2170 21 000000	WCRVS: TRS .58%	0.00	0.00	0.00	0.00	0.00	0.00	0.00
10E000 1401 2250 21 000000	WCRVS: SPEC ND HLTH .5%	0.00	0.00	0.00	0.00	0.00	0.00	0.00
10E000 1401 4100 21 000000	WCRVS: SUPPLIES - TO BE REI	0.00	0.00	0.00	0.00	0.00	0.00	0.00
10E000 1401 5400 21 000000	WCRVS CAPITAL OUTLAY	0.00	0.00	0.00	0.00	0.00	0.00	0.00
10E000 1446 4100 00 000001	BLDG TRADES - SADDLE LANE	0.00	0.00	0.00	0.00	0.00	0.00	0.00
10E000 1446 4100 00 000002	Bldg Trades - BRIDLE LANE	0.00	0.00	0.00	0.00	0.00	2,801.92	0.00
10E000 1446 4100 00 000003	Bldg Trades-Old Creal Sprin	120,000.00	180.00	27,534.50	71,329.96	18,532.73	30,787.75	22.95
10E000 1500 1120 00 000000	ATHLETIC SALARY	20,000.00	817.26	5,684.46	14,315.54	0.00	9,191.96	28.42
10E204 1500 1120 20 000000	JH BOYS BASKETBALL SALARY	7,500.00	693.36	4,416.52	3,083.48	0.00	7,182.40	58.89
10E204 1500 1120 21 000000	JH BASEBALL SALARY	5,200.00	502.36	3,344.24	1,855.76	0.00	4,969.24	64.31
10E204 1500 1120 22 000000	JH SOFTBALL SALARY	7,000.00	273.82	4,371.66	2,628.34	0.00	4,780.00	62.45
10E204 1500 1120 23 000000	JH VOLLEYBALL SALARY	5,000.00	269.64	1,800.04	3,199.96	0.00	4,729.90	36.00
10E204 1500 1120 24 000000	JH CHEERLEADING SALARY	3,000.00	462.26	2,311.30	688.70	0.00	2,711.12	77.04
10E204 1500 1120 25 000000	JH DANCE/POM SALARY	6,500.00	308.16	2,092.96	4,407.04	0.00	5,998.82	32.20
10E204 1500 1120 26 000000	JH BOYS TRACK SALARY	5,100.00	489.84	3,256.60	1,843.40	0.00	4,819.00	63.85
10E204 1500 1120 27 000000	JH CROSS COUNTRY SALARY	5,500.00	539.28	3,600.08	1,899.92	0.00	5,137.96	65.46
10E204 1500 1120 40 000000	JH GIRLS BASKETBALL SALARY	8,000.00	1,463.78	5,534.82	2,465.18	0.00	7,868.72	69.19
10E204 1500 1120 41 000000	JH GIRLS TRACK SALARY	6,000.00	0.00	355.56	5,644.44	0.00	5,379.28	5.93
10E204 1500 1120 42 000000	JH CROSS COUNTRY SALARY	0.00	0.00	0.00	0.00	0.00	0.00	0.00
10E303 1500 1120 01 000000	HS FOOTBALL SALARY	33,000.00	2,485.36	26,085.85	6,914.15	0.00	29,782.94	79.05
10E303 1500 1120 02 000000	HS BOYS CROSS COUNTRY SALAR	4,800.00	0.00	769.76	4,030.24	0.00	4,594.40	16.04
10E303 1500 1120 03 000000	HS BOYS TENNIS SALARY	4,800.00	389.38	2,708.30	2,091.70	0.00	4,544.24	56.42
10E303 1500 1120 04 000000	HS BOYS SOCCER SALARY	8,100.00	0.00	7,973.80	126.20	0.00	7,794.44	98.44
10E303 1500 1120 05 000000	HS BOYS TRACK SALARY	15,000.00	0.00	1,351.24	13,648.76	0.00	12,255.82	9.01
10E303 1500 1120 06 000000	HS WRESTLING SALARY	8,000.00	1,993.42	6,799.22	1,200.78	0.00	6,975.41	84.99
10E303 1500 1120 07 000000	HS BASEBALL SALARY	12,000.00	335.76	2,335.60	9,664.40	0.00	9,697.44	19.46

Account Number	Account Level Description Account Number	2021-22 Original Budget	January 2021-22 Monthly Activity	2021-22 FYTD Activity	2021-22 Available Funds	Encumbered Amount	2020-21 FY Activity	2021-22 FYTD %
10	EDUCATIONAL FUND							
10E303 1500 1120 08 000000	HS SOFTBALL SALARY	10,000.00	752.90	3,817.30	6,182.70	0.00	9,889.89	38.17
10E303 1500 1120 09 000000	HS FISHING SALARY	3,200.00	231.12	1,607.44	1,592.56	0.00	3,008.92	50.23
10E303 1500 1120 10 000000	HS BOWLING SALARY	3,000.00	252.12	1,008.48	1,991.52	0.00	2,711.12	33.62
10E303 1500 1120 11 000000	HS VOLLEYBALL SALARY	14,000.00	327.42	13,329.00	671.00	0.00	13,615.92	95.21
10E303 1500 1120 12 000000	HS BOYS GOLF SALARY	5,000.00	397.70	2,766.58	2,233.42	0.00	4,644.32	55.33
10E303 1500 1120 13 000000	HS CHEERLEADER SALARY	9,000.00	1,309.72	6,548.60	2,451.40	0.00	7,681.44	72.76
10E303 1500 1120 14 000000	HS DANCE/POM SALARY	4,900.00	684.02	4,206.50	693.50	0.00	4,694.24	85.85
10E303 1500 1120 15 000000	HS BOYS BASKETBALL SALARY	25,000.00	2,338.84	13,326.76	11,673.24	0.00	22,885.16	53.31
10E303 1500 1120 31 000000	HS GIRLS BASKETBALL SALARY	16,000.00	2,291.98	7,530.78	8,469.22	0.00	7,681.44	47.07
10E303 1500 1120 32 000000	HS GIRLS CROSS COUNTRY SALA	4,900.00	397.70	5,848.26	-948.26	0.00	4,644.32	119.35
10E303 1500 1120 33 000000	HS GIRLS TRACK SALARY	15,000.00	625.96	3,061.00	11,939.00	0.00	13,936.04	20.41
10E303 1500 1120 34 000000	HS GIRLS BASKETBALL SALARY	5,000.00	385.20	2,679.08	2,320.92	0.00	4,494.32	53.58
10E303 1500 1120 35 000000	HS GIRLS TENNIS SALARY	4,800.00	393.54	2,737.46	2,062.54	0.00	4,594.40	57.03
10E303 1500 1120 36 000000	HS GIRLS SOCCER SALARY	9,000.00	0.00	0.00	9,000.00	0.00	7,794.42	0.00
10E000 1500 1150 00 000000	ATHLETIC SEC	26,000.00	2,151.34	15,145.54	10,854.46	0.00	24,171.42	58.25
10E000 1500 1150 00 000001	Athletic Workers Salary	30,000.00	4,660.00	21,100.00	8,900.00	0.00	14,177.50	70.33
10E204 1500 2100 20 000000		0.00	43.64	218.20	-218.20	0.00	0.00	0.00
10E303 1500 2100 06 000000		0.00	0.00	0.00	0.00	0.00	93.68	0.00
10E000 1500 2110 00 000000	ATHL: TRS 9%	1,800.00	80.82	404.10	1,395.90	0.00	948.45	22.45
10E000 1500 2110 00 000001	ATHL: TRS 9%	1,400.00	130.55	539.02	860.98	0.00	448.01	38.50
10E204 1500 2110 20 000000	JH BOYS BASKETBALL TRS 9%	1,000.00	68.58	342.90	657.10	0.00	563.53	34.29
10E204 1500 2110 21 000000	JH BOYS BASEBALL TRS 9%	600.00	49.68	272.40	327.60	0.00	446.14	45.40
10E204 1500 2110 22 000000	JH SOFTBALL TRS 9%	300.00	27.08	135.40	164.60	0.00	273.11	45.13
10E204 1500 2110 23 000000	JH VOLLEYBALL TRS 9%	400.00	26.68	133.40	266.60	0.00	311.33	33.35
10E204 1500 2110 24 000000	JH CHEERLEADING TRS 9%	300.00	0.00	0.00	300.00	0.00	0.00	0.00
10E204 1500 2110 25 000000	JH DANCE/POM TRS 9%	500.00	0.00	0.00	500.00	0.00	327.61	0.00
10E204 1500 2110 26 000000	JH BOYS TRACK TRS 9%	600.00	48.46	242.30	357.70	0.00	511.68	40.38
10E204 1500 2110 27 000000	JH BOYS CROSS COUNTRY TRS 9	700.00	53.32	266.60	433.40	0.00	597.46	38.09
10E204 1500 2110 40 000000	JH GIRLS BASKETBALL TRS 9%	1,000.00	30.48	152.40	847.60	0.00	312.75	15.24
10E204 1500 2110 41 000000	JH GIRLS TRACK TRS 9%	500.00	0.00	0.00	500.00	0.00	210.97	0.00
10E204 1500 2110 42 000000	JH GIRLS CROSS COUNTRY TRS	0.00	0.00	0.00	0.00	0.00	0.00	0.00
10E303 1500 2110 01 000000	FOOTBALL TRS 9%	2,300.00	142.92	714.58	1,585.42	0.00	1,351.70	31.07
10E303 1500 2110 02 000000	HS BOYS CROSS COUNTRY TRS 9	500.00	0.00	0.00	500.00	0.00	456.73	0.00
10E303 1500 2110 03 000000	HS BOYS TENNIS TRS 9%	500.00	38.50	192.50	307.50	0.00	451.90	38.50
10E303 1500 2110 05 000000	HS BOYS TRACK TRS 9%	1,000.00	0.00	-0.05	1,000.05	0.00	802.04	-0.01
10E303 1500 2110 06 000000		200.00	0.00	0.00	200.00	0.00	161.99	0.00
10E303 1500 2110 07 000000	HS BASEBALL TRS 9%	1,000.00	33.20	166.01	833.99	0.00	389.77	16.60
10E303 1500 2110 08 000000	HS SOFTBALL TRS 9%	1,000.00	74.46	278.04	721.96	0.00	791.41	27.80

Account Number	Account Level Description Account Number	2021-22 Original Budget	January 2021-22 Monthly Activity	2021-22 FYTD Activity	2021-22 Available Funds	Encumbered Amount	2020-21 FY Activity	2021-22 FYTD %
10	EDUCATIONAL FUND							
10E303 1500 2110 09 000000	HS FISHING TRS 9%	300.00	22.86	114.30	185.70	0.00	268.09	38.10
10E303 1500 2110 10 000000		0.00	24.94	99.76	-99.76	0.00	0.00	0.00
10E303 1500 2110 11 000000	HS VOLLEYBALL TRS 9%	1,100.00	32.38	161.90	938.10	0.00	1,033.26	14.72
10E303 1500 2110 12 000000	HS BOYS GOLF TRS 9%	550.00	39.34	196.70	353.30	0.00	461.75	35.76
10E303 1500 2110 13 000000	CHEERLEADER TRS 9%	300.00	0.00	0.00	300.00	0.00	0.00	0.00
10E303 1500 2110 14 000000	HS DANCE/POM PON TRS 9%	550.00	67.64	338.20	211.80	0.00	466.58	61.49
10E303 1500 2110 15 000000	HS BOYS BASKETBALL TRS 9%	1,350.00	149.54	747.70	602.30	0.00	1,161.85	55.39
10E303 1500 2110 31 000000	HS GIRLS BASKETBALL TRS 9%	1,100.00	32.38	161.90	938.10	0.00	0.00	14.72
10E303 1500 2110 32 000000	HS GIRLS CROSS COUNTRY TRS	600.00	39.34	196.68	403.32	0.00	461.75	32.78
10E303 1500 2110 33 000000	HS GIRLS TRACK TRS 9%	900.00	61.90	172.40	727.60	0.00	781.95	19.16
10E303 1500 2110 34 000000	HS GIRLS GOLF TRS 9%	550.00	38.10	190.50	359.50	0.00	446.88	34.64
10E303 1500 2110 35 000000	HS GIRLS TENNIS TRS 9%	500.00	38.93	194.69	305.31	0.00	456.73	38.94
10E303 1500 2110 36 000000	HS GIRLS SOCCER TRS 9%	100.00	0.00	0.00	100.00	0.00	0.00	0.00
10E000 1500 2120 00 000000	ATHL: IMRF	6,500.00	101.37	713.69	5,786.31	0.00	1,139.04	10.98
10E000 1500 2120 00 000001	ATHL: IMRF	500.00	33.93	199.56	300.44	0.00	189.99	39.91
10E303 1500 2120 01 000000	FOOTBALL IMRF	200.00	49.03	324.70	-124.70	0.00	161.17	162.35
10E303 1500 2120 06 000000	HS WRESTLING IMRF	100.00	0.00	0.00	100.00	0.00	0.00	0.00
10E303 1500 2120 15 000000	HS BOYS BASKETBALL IMRF	200.00	15.82	110.06	89.94	0.00	184.40	55.03
10E303 1500 2120 31 000000	HS GIRLS BASKETBALL IMRF	200.00	46.28	138.84	61.16	0.00	180.96	69.42
10E303 1500 2120 32 000000		0.00	0.00	145.20	-145.20	0.00	0.00	0.00
10E303 1500 2120 33 000000	HS GIRLS TRACK IMRF	300.00	0.00	0.00	300.00	0.00	271.44	0.00
10E000 1500 2170 00 000000	ATHL: TRS .58%	150.00	5.22	26.10	123.90	0.00	61.23	17.40
10E000 1500 2170 00 000001	ATHL: TRS .58%	100.00	8.45	34.93	65.07	0.00	29.55	34.93
10E204 1500 2170 20 000000	JH BOYS BASKETBALL TRS .58%	50.00	4.44	22.19	27.81	0.00	36.48	44.38
10E204 1500 2170 21 000000	JH BASEBALL TRS .58%	50.00	3.22	17.66	32.34	0.00	29.02	35.32
10E204 1500 2170 22 000000	JH SOFTBALL TRS .58%	50.00	1.74	8.70	41.30	0.00	17.74	17.40
10E204 1500 2170 23 000000	JH VOLLEYBALL TRS .58%	50.00	1.74	8.70	41.30	0.00	20.29	17.40
10E204 1500 2170 24 000000	JH CHEERLEADING TRS .58%	50.00	0.00	0.00	50.00	0.00	15.76	0.00
10E204 1500 2170 25 000000	JH DANCE/POM PON TRS .58%	50.00	0.00	0.00	50.00	0.00	21.14	0.00
10E204 1500 2170 26 000000	JH BOYS TRACK TRS .58%	50.00	3.16	15.80	34.20	0.00	33.30	31.60
10E204 1500 2170 27 000000	JH BOYS CROSS COUNTRY TRS .	50.00	3.44	17.20	32.80	0.00	38.72	34.40
10E204 1500 2170 40 000000	JH GIRLS BASKETBALL TRS .58	100.00	1.98	9.90	90.10	0.00	20.20	9.90
10E204 1500 2170 41 000000	JH GIRLS TRACK TRS .58%	50.00	0.00	0.00	50.00	0.00	13.67	0.00
10E204 1500 2170 42 000000	JH GIRLS CR COUNTRY TRS .58	0.00	0.00	0.00	0.00	0.00	0.00	0.00
10E303 1500 2170 01 000000	HS FOOTBALL TRS .58%	200.00	9.26	46.29	153.71	0.00	87.58	23.15
10E303 1500 2170 02 000000	HS BOYS CROSS COUNTRY TRS .	50.00	0.00	0.00	50.00	0.00	29.53	0.00
10E303 1500 2170 03 000000	HS BOYS TENNIS TRS .58%	50.00	2.50	12.50	37.50	0.00	29.27	25.00
10E303 1500 2170 05 000000	HS BOYS TRACK TRS .58%	100.00	0.00	-0.01	100.01	0.00	51.97	-0.01

Account Number	Account Level Description Account Number	2021-22 Original Budget	January 2021-22 Monthly Activity	2021-22 FYTD Activity	2021-22 Available Funds	Encumbered Amount	2020-21 FY Activity	2021-22 FYTD %
10	EDUCATIONAL FUND							
10E303 1500 2170 06 000000	HS WRESTLING TRS .58%	50.00	2.42	7.27	42.73	0.00	10.48	14.54
10E303 1500 2170 07 000000	HS BASEBALL TRS .58%	100.00	2.14	10.72	89.28	0.00	25.21	10.72
10E303 1500 2170 08 000000	HS SOFTBALL TRS .58%	100.00	4.82	18.03	81.97	0.00	51.22	18.03
10E303 1500 2170 09 000000	HS FISHING TRS .58%	50.00	1.48	7.40	42.60	0.00	17.29	14.80
10E303 1500 2170 10 000000		0.00	1.62	6.48	-6.48	0.00	0.00	0.00
10E303 1500 2170 11 000000	HS VOLLEYBALL TRS .58%	100.00	2.10	10.50	89.50	0.00	66.85	10.50
10E303 1500 2170 12 000000	HS BOYS GOLF TRS .58%	50.00	2.54	12.70	37.30	0.00	29.79	25.40
10E303 1500 2170 13 000000	CHEERLEADING TRS .58%	50.00	0.00	0.00	50.00	0.00	0.00	0.00
10E303 1500 2170 14 000000	HS DANCE/POM TRS .58%	50.00	4.38	21.90	28.10	0.00	30.23	43.80
10E303 1500 2170 15 000000	HS BOYS BASKETBALL TRS .58%	100.00	9.68	48.40	51.60	0.00	75.13	48.40
10E303 1500 2170 31 000000	HS GIRLS BASKETBALL TRS .58	100.00	2.10	10.50	89.50	0.00	0.00	10.50
10E303 1500 2170 32 000000	HS GIRLS CROSS COUNTRY TRS	50.00	2.54	12.72	37.28	0.00	29.97	25.44
10E303 1500 2170 33 000000	HS GIRLS TRACK TRS .58%	100.00	4.00	11.12	88.88	0.00	50.63	11.12
10E303 1500 2170 34 000000	HS GIRLS GOLF TRS .58%	50.00	2.46	12.30	37.70	0.00	29.01	24.60
10E303 1500 2170 35 000000	HS GIRLS TENNIS TRS .58%	50.00	2.51	12.59	37.41	0.00	29.53	25.18
10E303 1500 2170 36 000000	HS GIRLS SOCCER TRS .58%	50.00	0.00	0.00	50.00	0.00	0.00	0.00
10E000 1500 2250 00 000000	ATHL: HEALTH INS .5% CON	400.00	14.08	70.40	329.60	0.00	237.05	17.60
10E000 1500 2250 00 000001	ATHL: HEAL.INS. .5%	300.00	22.78	94.04	205.96	0.00	108.27	31.35
10E204 1500 2250 20 000000	JH BOYS BASKETBALL TRS HEAL	150.00	11.96	59.80	90.20	0.00	141.89	39.87
10E204 1500 2250 21 000000	JH BASEBALL TRS HEALTH INS	150.00	8.66	47.48	102.52	0.00	109.70	31.65
10E204 1500 2250 22 000000	JH SOFTBALL TRS HEALTH INS	100.00	4.72	23.60	76.40	0.00	69.04	23.60
10E204 1500 2250 23 000000	JH VOLLEYBALL TRS HEALTH IN	100.00	4.64	23.20	76.80	0.00	74.69	23.20
10E204 1500 2250 24 000000	JH CHEERLEADING TRS HEALTH	100.00	0.00	0.00	100.00	0.00	24.96	0.00
10E204 1500 2250 25 000000	JH DANCE/POM PON TRS HEALTH	100.00	0.00	0.00	100.00	0.00	82.88	0.00
10E204 1500 2250 26 000000	JH BOYS TRACK TRS HEALTH IN	150.00	8.44	42.20	107.80	0.00	126.18	28.13
10E204 1500 2250 27 000000	JH BOYS CROSS COUNTRY TRS H	200.00	9.32	46.60	153.40	0.00	143.34	23.30
10E204 1500 2250 40 000000	JH GIRLS BASKETBALL TRS HEA	200.00	5.32	26.60	173.40	0.00	83.96	13.30
10E204 1500 2250 41 000000	JH GIRLS TRACK TRS HEALTH I	150.00	0.00	0.00	150.00	0.00	53.30	0.00
10E204 1500 2250 42 000000	JH GIRLS CR CO TRS HEALTH I	0.00	0.00	0.00	0.00	0.00	0.00	0.00
10E303 1500 2250 01 000000	HS FOOTBALL TRS HEALTH INS	550.00	24.92	124.60	425.40	0.00	341.67	22.65
10E303 1500 2250 02 000000	HS BOYS CROSS COUNTRY TRS H	150.00	0.00	0.00	150.00	0.00	115.57	0.00
10E303 1500 2250 03 000000	HS BOYS TENNIS TRS HEALTH I	150.00	6.72	33.60	116.40	0.00	114.30	22.40
10E303 1500 2250 05 000000	HS BOYS TRACK TRS HEALTH IN	250.00	0.00	-0.03	250.03	0.00	202.84	-0.01
10E303 1500 2250 06 000000		50.00	2.80	8.40	41.60	0.00	38.89	16.80
10E303 1500 2250 07 000000	HS BASEBALL TRS HEALTH INS	250.00	5.80	28.97	221.03	0.00	96.18	11.59
10E303 1500 2250 08 000000	HS SOFTBALL TRS HEALTH INS	250.00	12.98	48.53	201.47	0.00	197.63	19.41
10E303 1500 2250 09 000000	HS FISHING TRS HEALTH	100.00	3.98	19.90	80.10	0.00	69.71	19.90
10E303 1500 2250 10 000000		0.00	4.34	17.36	-17.36	0.00	0.00	0.00

Account Number	Account Level Description Account Number	2021-22 Original Budget	January 2021-22 Monthly Activity	2021-22 FYTD Activity	2021-22 Available Funds	Encumbered Amount	2020-21 FY Activity	2021-22 FYTD %
10	EDUCATIONAL FUND							
10E303 1500 2250 11 000000	HS VOLLEYBALL TRS HEATLH IN	300.00	5.64	28.20	271.80	0.00	255.67	9.40
10E303 1500 2250 12 000000	HS BOYS GOLF TRS HEALTH INS	200.00	6.86	34.30	165.70	0.00	116.80	17.15
10E303 1500 2250 13 000000	CHEERLEADING TRS HEALTH INS	100.00	0.00	0.00	100.00	0.00	0.00	0.00
10E303 1500 2250 14 000000	HS DANCE/POM TRS HEALTH INS	150.00	11.80	59.00	91.00	0.00	117.91	39.33
10E303 1500 2250 15 000000	HS BOYS BASKETBALL TRS HEAL	400.00	26.06	130.31	269.69	0.00	282.33	32.58
10E303 1500 2250 31 000000	HS GIRLS BASKETBALL TRS HEA	250.00	5.64	28.20	221.80	0.00	0.00	11.28
10E303 1500 2250 32 000000	HS GIRLS CC TRS HEALTH INS	150.00	6.86	34.30	115.70	0.00	116.84	22.87
10E303 1500 2250 33 000000	HS GIRLS TRACK TRS HEALTH I	250.00	10.80	30.06	219.94	0.00	200.23	12.02
10E303 1500 2250 34 000000	HS GIRLS GOLF TRS HEALTH IN	150.00	6.64	33.20	116.80	0.00	113.05	22.13
10E303 1500 2250 35 000000	HS GIRLS TENNIS TRS HEALTH	150.00	6.78	33.90	116.10	0.00	115.58	22.60
10E303 1500 2250 36 000000	HS GIRLS SOCCER TRS HEATLH	50.00	0.00	0.00	50.00	0.00	0.00	0.00
10E303 1500 3120 00 000000	IHSA - CONTRACTUAL	15,000.00	0.00	3,659.50	11,340.50	0.00	0.00	24.40
10E303 1500 3120 01 000000	IHSA FOOTBALL CONTRACTUAL	500.00	0.00	0.00	500.00	0.00	0.00	0.00
10E303 1500 3120 04 000000	IHSA HS BOYS SOCCER CONTRAC	1,000.00	0.00	0.00	1,000.00	0.00	0.00	0.00
10E303 1500 3120 10 000000	IHSA BOWLING CONTRACTUAL	0.00	0.00	0.00	0.00	0.00	0.00	0.00
10E000 1500 3190 00 000000	ATHLETIC PURCHASED SERVICES	20,000.00	0.00	6,858.35	13,141.65	0.00	16,445.00	34.29
10E000 1500 3190 03 000000	HS BOYS TENNIS OFFICIALS	0.00	0.00	0.00	0.00	0.00	0.00	0.00
10E000 1500 3190 04 000000	HS BOYS SOCCER OFFICIALS	2,300.00	0.00	2,370.00	-70.00	0.00	1,395.00	103.04
10E000 1500 3190 05 000000	HS BOYS TRACK OFFICIALS	500.00	0.00	0.00	500.00	0.00	275.00	0.00
10E000 1500 3190 06 000000	WRESTLING OFFICIALS	1,800.00	1,300.00	1,300.00	430.00	0.00	900.00	72.22
10E000 1500 3190 07 000000	BASEBALL OFFICIALS	3,800.00	0.00	0.00	3,800.00	0.00	2,469.00	0.00
10E000 1500 3190 08 000000	SOFTBALL OFFICIALS	3,200.00	0.00	0.00	3,200.00	0.00	2,329.50	0.00
10E000 1500 3190 11 000000	VOLLEYBALL OFFICIALS	3,000.00	0.00	1,670.00	1,330.00	0.00	1,175.00	55.67
10E000 1500 3190 15 000000	HS BOYS BASKEBALL OFFICIALS	6,000.00	5,300.00	5,300.00	225.00	0.00	2,755.00	88.33
10E000 1500 3190 20 000000	JH BOYS BASKETBALL OFFICIAL	2,000.00	0.00	1,049.99	455.01	495.00	570.00	52.50
10E000 1500 3190 21 000000	JH BASEBALL OFFICIALS	1,400.00	0.00	1,535.50	-135.50	0.00	1,194.87	109.68
10E000 1500 3190 22 000000	JH SOFTBALL OFFICIALS	1,800.00	0.00	1,690.00	110.00	0.00	820.00	93.89
10E000 1500 3190 23 000000	JH VOLLEYBALL OFFICIALS	800.00	0.00	500.00	300.00	0.00	180.00	62.50
10E000 1500 3190 26 000000	JH BOYS TRACK OFFICIALS	700.00	0.00	0.00	700.00	0.00	360.00	0.00
10E000 1500 3190 27 000000	JH BOYS CROSS COUNTRY OFFIC	200.00	0.00	0.00	200.00	0.00	0.00	0.00
10E000 1500 3190 31 000000	HS GIRLS BASKETBALL OFFICIA	5,000.00	2,225.00	2,225.00	1,680.00	0.00	1,675.00	44.50
10E000 1500 3190 32 000000	HS GIRLS CROSS COUNTRY OFFI	100.00	0.00	0.00	100.00	0.00	25.00	0.00
10E000 1500 3190 33 000000	HS GIRLS TRACK OFFICIALS	300.00	0.00	0.00	300.00	0.00	0.00	0.00
10E000 1500 3190 36 000000	HS GIRLS SOCCER OFFICIALS	3,000.00	0.00	0.00	3,000.00	0.00	1,461.00	0.00
10E000 1500 3190 40 000000	JH GIRLS BASKETBALL OFFICIA	1,500.00	0.00	674.70	545.30	280.00	795.00	44.98
10E000 1500 3190 41 000000	JH GIRLS TRACK OFFICIALS	0.00	0.00	0.00	0.00	0.00	0.00	0.00
10E303 1500 3190 01 000000	HS FOOTBALL OFFICIALS	3,500.00	0.00	3,495.00	5.00	0.00	1,905.00	99.86
10E303 1500 3190 02 000000	HS BOYS CROSS COUNTRY OFFIC	300.00	0.00	75.00	225.00	0.00	175.00	25.00

Account Number	Account Level Description Account Number	2021-22 Original Budget	January 2021-22 Monthly Activity	2021-22 FYTD Activity	2021-22 Available Funds	Encumbered Amount	2020-21 FY Activity	2021-22 FYTD %
10	EDUCATIONAL FUND							
10E000 1500 3230 00 000000	ATHL: REPAIR OF EQUIP	5,000.00	0.00	3,292.50	892.00	815.50	1,560.00	65.85
10E000 1500 3230 01 000000	FOOTBALL REPAIR OF EQUIP	6,000.00	0.00	0.00	6,000.00	0.00	5,120.95	0.00
10E000 1500 3320 00 000000	ATHL: TRAVEL	2,000.00	0.00	385.20	1,614.80	0.00	0.00	19.26
10E000 1500 3320 01 000000	FOOTBALL TRAVEL	1,000.00	79.20	190.82	809.18	0.00	0.00	19.08
10E000 1500 3320 02 000000	HS BOYS CROSS COUNTRY TRAVE	1,200.00	100.00	2,297.07	-1,097.07	0.00	0.00	191.42
10E000 1500 3320 03 000000	HS BOYS TENNIS TRAVEL	1,000.00	0.00	0.00	1,000.00	0.00	0.00	0.00
10E000 1500 3320 04 000000	HS BOYS SOCCER TRAVEL	0.00	0.00	0.00	0.00	0.00	0.00	0.00
10E000 1500 3320 05 000000	HS BOYS TRACK TRAVEL	500.00	0.00	-100.00	600.00	0.00	200.00	-20.00
10E000 1500 3320 06 000000	WRESTLING TRAVEL	6,000.00	760.57	760.57	4,962.71	276.72	50.00	12.68
10E000 1500 3320 10 000000	BOWLING TRAVEL	600.00	0.00	0.00	211.11	255.62	0.00	0.00
10E000 1500 3320 11 000000	VOLLEYBALL TRAVEL	0.00	0.00	0.00	0.00	0.00	0.00	0.00
10E000 1500 3320 12 000000	HS BOYS GOLF TRAVEL	1,000.00	0.00	291.18	708.82	0.00	0.00	29.12
10E000 1500 3320 14 000000	DANCE/POM PON TRAVEL	1,000.00	0.00	300.00	700.00	0.00	0.00	30.00
10E000 1500 3320 15 000000	HS BOYS BASKETBALL TRAVEL	500.00	531.18	1,448.74	-948.74	0.00	0.00	289.75
10E000 1500 3320 20 000000	JH BOYS BASKETBALL TRAVEL	0.00	0.00	0.00	0.00	0.00	0.00	0.00
10E000 1500 3320 23 000000	JH VOLLEYBALL TRAVEL	0.00	0.00	0.00	0.00	0.00	0.00	0.00
10E000 1500 3320 24 000000	JH CHEERLEADING TRAVEL	100.00	0.00	0.00	100.00	0.00	0.00	0.00
10E000 1500 3320 25 000000	JH DANCE/POM PON TRAVEL	0.00	0.00	0.00	0.00	0.00	0.00	0.00
10E000 1500 3320 27 000000	JH BOYS CROSS COUNTRY TRAVE	0.00	0.00	0.00	0.00	0.00	0.00	0.00
10E000 1500 3320 31 000000	HS GIRLS BASKETBALL TRAVEL	0.00	0.00	0.00	0.00	0.00	0.00	0.00
10E000 1500 3320 32 000000	HS GIRLS CROSS COUNTRY TRAV	300.00	0.00	40.00	260.00	0.00	97.60	13.33
10E000 1500 3320 33 000000	HS GIRLS TRACK TRAVEL	500.00	0.00	0.00	500.00	0.00	113.00	0.00
10E000 1500 3320 34 000000	HS GIRLS GOLF TRAVEL	4,000.00	0.00	3,259.33	91.47	649.20	84.37	81.48
10E000 1500 3320 35 000000	HS GIRLS TENNIS TRAVEL	2,000.00	-106.04	998.03	1,001.97	0.00	301.71	49.90
10E000 1500 3320 36 000000	HS GIRLS SOCCER TRAVEL	0.00	0.00	0.00	0.00	0.00	0.00	0.00
10E000 1500 3600 00 000000	ATHL: PRINTING	1,000.00	560.00	1,178.95	-178.95	0.00	143.00	117.90
10E000 1500 3600 01 000000	FOOTBALL PRINTING	3,000.00	2,341.20	2,341.20	658.80	0.00	85.00	78.04
10E000 1500 4100 00 000000	ATHL: SUPPLIES	13,000.00	3,689.50	6,713.92	5,826.08	460.00	3,492.86	51.65
10E000 1500 4100 01 000000	FOOTBALL SUPPLIES	15,000.00	0.00	9,384.52	5,615.48	0.00	10,014.65	62.56
10E000 1500 4100 02 000000	HS BOYS CROSS COUNTRY SUPPL	1,000.00	0.00	0.00	1,000.00	0.00	754.40	0.00
10E000 1500 4100 03 000000	HS BOYS TENNIS SUPPLIES	1,000.00	0.00	1,155.00	-155.00	0.00	185.22	115.50
10E000 1500 4100 04 000000	HS BOYS SOCCER SUPPLIES	4,000.00	0.00	3,954.50	45.50	0.00	1,615.43	98.86
10E000 1500 4100 05 000000	HS BOYS TRACK SUPPLIES	2,500.00	0.00	31.50	494.50	1,974.00	588.85	1.26
10E000 1500 4100 06 000000	WRESTLING SUPPLIES	2,000.00	0.00	912.54	837.46	250.00	2,990.00	45.63
10E000 1500 4100 07 000000	BASEBALL SUPPLIES	4,000.00	1,465.00	2,025.00	-1,796.50	3,771.50	1,536.05	50.63
10E000 1500 4100 08 000000	SOFTBALL SUPPLIES	3,000.00	0.00	302.00	1,498.00	1,200.00	1,242.15	10.07
10E000 1500 4100 09 000000	FISHING SUPPLIES	100.00	0.00	0.00	100.00	0.00	0.00	0.00
10E000 1500 4100 10 000000	BOWLING SUPPLIES	100.00	0.00	1,317.48	-1,217.48	0.00	0.00	1,317.48

Account Number	Account Level Description Account Number	2021-22 Original Budget	January 2021-22 Monthly Activity	2021-22 FYTD Activity	2021-22 Available Funds	Encumbered Amount	2020-21 FY Activity	2021-22 FYTD %
10	EDUCATIONAL FUND							
10E000 1500 4100 11 000000	VOLLEYBALL SUPPLIES	4,000.00	0.00	503.90	3,496.10	0.00	3,900.00	12.60
10E000 1500 4100 12 000000	HS BOYS GOLF SUPPLIES	1,000.00	0.00	0.00	1,000.00	0.00	939.39	0.00
10E000 1500 4100 13 000000	CHEERLEADING SUPPLIES	3,000.00	0.00	575.00	2,425.00	0.00	3,050.00	19.17
10E000 1500 4100 14 000000	DANCE/POM PON SUPPLIES	2,500.00	0.00	499.50	2,000.50	0.00	2,185.15	19.98
10E000 1500 4100 15 000000	HS BOYS BASKETBALL SUPPLIES	5,000.00	0.00	3,725.00	610.00	665.00	1,548.25	74.50
10E000 1500 4100 20 000000	JH BOYS BASKETBALL SUPPLIES	2,000.00	2,905.00	3,240.00	-1,240.00	0.00	275.00	162.00
10E000 1500 4100 21 000000	JH BASEBALL SUPPLIES	2,000.00	0.00	2,320.06	-320.06	0.00	1,591.14	116.00
10E000 1500 4100 22 000000	JH SOFTBALL SUPPLIES	2,000.00	0.00	1,500.72	499.28	0.00	2,414.79	75.04
10E000 1500 4100 23 000000	JH VOLLEYBALL SUPPLIES	500.00	1,280.00	1,280.00	-780.00	0.00	0.00	256.00
10E000 1500 4100 24 000000	JH CHEERLEADING SUPPLIES	100.00	0.00	0.00	100.00	0.00	0.00	0.00
10E000 1500 4100 25 000000	JH DANCE/POM PON SUPPLIES	1,500.00	0.00	1,985.01	-485.01	0.00	247.49	132.33
10E000 1500 4100 26 000000	JH BOYS TRACK SUPPLIES	1,000.00	0.00	248.40	-184.40	936.00	0.00	24.84
10E000 1500 4100 27 000000	JH BOYS CROSS COUNTRY SUPPL	200.00	0.00	0.00	200.00	0.00	179.86	0.00
10E000 1500 4100 31 000000	HS GIRLS BASKETBALL SUPPLIE	4,000.00	1,567.84	6,342.51	-2,342.51	0.00	4,500.00	158.56
10E000 1500 4100 32 000000	HS GIRLS CROSS COUNTRY SUPP	1,000.00	0.00	250.00	750.00	0.00	525.00	25.00
10E000 1500 4100 33 000000	HS GIRLS TRACK SUPPLIES	2,500.00	835.00	835.00	1,529.00	136.00	832.82	33.40
10E000 1500 4100 34 000000	HS GIRLS GOLF SUPPLIES	1,000.00	0.00	943.35	56.65	0.00	613.50	94.34
10E000 1500 4100 35 000000	HS GIRLS TENNIS SUPPLIES	1,000.00	0.00	874.57	125.43	0.00	0.00	87.46
10E000 1500 4100 36 000000	HS GIRLS SOCCER SUPPLIES	3,000.00	0.00	0.00	1,350.50	1,649.50	4,577.00	0.00
10E000 1500 4100 40 000000	JH GIRLS BASKETBALL SUPPLIE	1,000.00	0.00	640.00	360.00	0.00	579.00	64.00
10E000 1500 4100 41 000000	JH GIRLS TRACK SUPPLIES	1,500.00	0.00	0.00	307.15	1,192.85	0.00	0.00
10E000 1500 4100 42 000000	JH GIRLS CROSS COUNTRY SUPP	0.00	0.00	0.00	0.00	0.00	0.00	0.00
10E000 1500 4110 00 000000	ATHL: AWARDS	9,500.00	0.00	0.00	8,775.75	724.25	9,387.95	0.00
10E000 1500 4110 01 000000	FOOTBALL AWARDS	400.00	0.00	240.00	160.00	0.00	388.55	60.00
10E000 1500 4110 02 000000	HS BOYS CROSS COUNTRY AWARD	200.00	70.00	154.00	46.00	0.00	107.75	77.00
10E000 1500 4110 03 000000	HS BOYS TENNIS AWARDS	200.00	0.00	56.00	144.00	0.00	187.65	28.00
10E000 1500 4110 04 000000	HS BOYS SOCCER AWARDS	200.00	70.00	106.00	94.00	0.00	197.80	53.00
10E000 1500 4110 05 000000	HS BOYS TRACK AWARDS	200.00	0.00	56.00	144.00	0.00	33.75	28.00
10E000 1500 4110 06 000000	WRESTLING AWARDS	200.00	0.00	84.00	68.00	0.00	49.50	42.00
10E000 1500 4110 07 000000	BASEBALL AWARDS	200.00	0.00	0.00	200.00	0.00	117.25	0.00
10E000 1500 4110 08 000000	SOFTBALL AWARDS	150.00	0.00	84.00	66.00	0.00	36.00	56.00
10E000 1500 4110 09 000000	FISHING AWARDS	100.00	0.00	56.00	44.00	0.00	35.25	56.00
10E000 1500 4110 10 000000	BOWLING AWARDS	100.00	0.00	0.00	-68.00	0.00	70.00	0.00
10E000 1500 4110 11 000000	VOLLEYBALL AWARDS	250.00	0.00	36.00	144.00	0.00	224.65	14.40
10E000 1500 4110 12 000000	HS BOYS GOLF AWARDS	100.00	0.00	60.00	26.00	0.00	41.00	60.00
10E000 1500 4110 13 000000	CHEERLEADING AWARDS	250.00	0.00	48.00	202.00	0.00	190.59	19.20
10E000 1500 4110 14 000000	DANCE/POM PON AWARDS	200.00	0.00	36.00	164.00	0.00	94.60	18.00
10E000 1500 4110 15 000000	HS BOYS BASKETBALL AWARDS	200.00	15.00	15.00	12.00	0.00	155.40	7.50

Account Number	Account Level Description Account Number	2021-22 Original Budget	January 2021-22 Monthly Activity	2021-22 FYTD Activity	2021-22 Available Funds	Encumbered Amount	2020-21 FY Activity	2021-22 FYTD %
10	EDUCATIONAL FUND							
10E000 1500 4110 20 000000	JH BOYS BASKETBALL AWARDS	200.00	0.00	0.00	200.00	0.00	0.00	0.00
10E000 1500 4110 21 000000	JH BASEBALL AWARDS	200.00	0.00	189.24	10.76	0.00	166.34	94.62
10E000 1500 4110 22 000000	JH SOFTBALL AWARDS	200.00	0.00	0.00	200.00	0.00	55.00	0.00
10E000 1500 4110 23 000000	JH VOLLEYBALL AAWARDS	200.00	0.00	0.00	200.00	0.00	55.00	0.00
10E000 1500 4110 24 000000	JH CHEERLEADING AWARDS	200.00	0.00	0.00	200.00	0.00	116.40	0.00
10E000 1500 4110 25 000000	JH DANCE/POM PON AWARDS	300.00	0.00	0.00	300.00	0.00	280.54	0.00
10E000 1500 4110 26 000000	JH BOYS TRACK AWARDS	700.00	0.00	0.00	700.00	0.00	0.00	0.00
10E000 1500 4110 27 000000	JH BOYS CROSS COUNTRY AWARD	600.00	0.00	283.85	136.15	180.00	578.50	47.31
10E000 1500 4110 31 000000	HS GIRLS BASKETBALL AWARDS	100.00	0.00	0.00	100.00	0.00	93.25	0.00
10E000 1500 4110 32 000000	HS GIRLS CROSS COUNTRY AWAR	100.00	0.00	10.50	61.50	0.00	66.25	10.50
10E000 1500 4110 33 000000	HS GIRLS TRACK AWARDS	150.00	0.00	70.00	80.00	0.00	33.75	46.67
10E000 1500 4110 34 000000	HS GIRLS GOLF AWARDS	200.00	70.00	246.00	-46.00	0.00	97.00	123.00
10E000 1500 4110 35 000000	HS GIRLS TENNIS AWARDS	300.00	42.00	90.00	210.00	0.00	267.90	30.00
10E000 1500 4110 36 000000	HS GIRLS SOCCER AWARDS	250.00	0.00	70.00	180.00	0.00	199.55	28.00
10E000 1500 4110 37 000000	HS COLOR GUARD AWARDS	0.00	0.00	0.00	0.00	0.00	0.00	0.00
10E000 1500 4110 40 000000	JH GIRLS BASKETBALL AWARDS	200.00	0.00	0.00	200.00	0.00	116.40	0.00
10E000 1500 4110 42 000000	JH GIRLS CROSS COUNTRY AWAR	300.00	0.00	0.00	300.00	0.00	0.00	0.00
10E000 1500 4120 01 000000	FOOTBALL MEALS	1,000.00	813.85	1,088.10	-88.10	0.00	0.00	108.81
10E000 1500 4120 02 000000	HS BOYS CROSS COUNTRY MEALS	1,000.00	776.00	1,650.00	-650.00	0.00	0.00	165.00
10E000 1500 4120 03 000000	HS BOYS TENNIS MEALS	1,000.00	0.00	0.00	1,000.00	0.00	0.00	0.00
10E000 1500 4120 04 000000	HS BOYS SOCCER MEALS	500.00	330.74	330.74	169.26	0.00	260.00	66.15
10E000 1500 4120 05 000000	HS BOYS TRACK AWARDS/MEALS	1,500.00	0.00	-245.00	1,745.00	0.00	1,479.86	-16.33
10E000 1500 4120 06 000000	WRESTLING AWARDS/MEALS	3,200.00	864.00	969.00	2,031.00	0.00	-338.00	30.28
10E000 1500 4120 07 000000	BASEBALL AWARDS/MEALS	200.00	0.00	0.00	200.00	0.00	0.00	0.00
10E000 1500 4120 08 000000	SOFTBALL AWARDS/MEALS	200.00	0.00	130.00	70.00	0.00	145.00	65.00
10E000 1500 4120 09 000000	FISHING AWARDS/MEALS	100.00	0.00	0.00	100.00	0.00	0.00	0.00
10E000 1500 4120 10 000000	BOWLING AWARDS/MEALS	200.00	0.00	0.00	-140.73	0.00	0.00	0.00
10E000 1500 4120 11 000000	VOLLEYBALL AWARDS/MEALS	400.00	0.00	0.00	400.00	0.00	155.00	0.00
10E000 1500 4120 12 000000	HS BOYS GOLF AWARDS/MEALS	400.00	0.00	282.11	117.89	0.00	175.00	70.53
10E000 1500 4120 13 000000	CHEERLEADING AWARDS/MEALS	200.00	138.54	138.54	61.46	0.00	140.00	69.27
10E000 1500 4120 14 000000	DANCE/POM PON AWARDS/MEALS	400.00	0.00	0.00	-1,056.00	0.00	125.00	0.00
10E000 1500 4120 15 000000	HS BOYS BASKETBALL AWARDS/M	300.00	728.00	728.00	-428.00	0.00	148.65	242.67
10E000 1500 4120 20 000000	JH BOYS BASKETBALL AWARDS/M	250.00	0.00	0.00	250.00	0.00	165.00	0.00
10E000 1500 4120 21 000000	JH BASEBALL AWARDS/MEALS	0.00	0.00	0.00	0.00	0.00	0.00	0.00
10E000 1500 4120 22 000000	JH SOFTBALL AWARDS/MEALS	100.00	0.00	125.00	-25.00	0.00	0.00	125.00
10E000 1500 4120 23 000000	JH VOLLEYBALL AAWARDS/MEALS	200.00	0.00	0.00	200.00	0.00	145.22	0.00
10E000 1500 4120 26 000000	JH BOYS TRACK AWARDS/MEALS	400.00	0.00	0.00	400.00	0.00	277.17	0.00
10E000 1500 4120 31 000000	HS GIRLS BASKETBALL AWARDS/	200.00	0.00	0.00	200.00	0.00	217.89	0.00

Account Number	Account Level Description Account Number	2021-22 Original Budget	January 2021-22 Monthly Activity	2021-22 FYTD Activity	2021-22 Available Funds	Encumbered Amount	2020-21 FY Activity	2021-22 FYTD %
10	EDUCATIONAL FUND							
10E000 1500 4120 32 000000	HS GIRLS CROSS COUNTRY AWAR	200.00	0.00	25.00	175.00	0.00	52.98	12.50
10E000 1500 4120 33 000000	HS GIRLS TRACK AWARDS/MEALS	600.00	0.00	147.79	452.21	0.00	511.77	24.63
10E000 1500 4120 34 000000	HS GIRLS GOLF AWARDS/MEALS	1,000.00	40.00	1,148.00	-148.00	0.00	428.82	114.80
10E000 1500 4120 35 000000	HS GIRLS TENNIS AWARDS/MEAL	800.00	0.00	352.00	448.00	0.00	0.00	44.00
10E000 1500 4120 40 000000	JH GIRLS BASKETBALL AWARDS/	200.00	0.00	0.00	200.00	0.00	116.32	0.00
10E303 1500 4120 36 000000	HS GIRLS SOCCER MEALS	200.00	0.00	0.00	200.00	0.00	0.00	0.00
10E000 1500 5400 00 000000	ATHL: CAP OUT	10,000.00	0.00	0.00	10,000.00	0.00	0.00	0.00
10E000 1500 5400 02 000000	BOYS CROSS COUNTRY CAP OUTL	600.00	0.00	0.00	600.00	0.00	550.00	0.00
10E000 1500 5400 04 000000	HS BOYS SOCCER CAPITAL OUTL	0.00	0.00	0.00	0.00	0.00	0.00	0.00
10E000 1500 5400 05 000000	HS BOYS TRACK CAPITAL OUTLA	1,500.00	20,855.00	21,520.00	-20,020.00	0.00	1,904.99	1,434.67
10E000 1500 5400 06 000000	WRESTLING CAPITAL OUTLAY	0.00	0.00	0.00	0.00	0.00	0.00	0.00
10E000 1500 5400 07 000000	BASEBALL CAPITAL OUTLAY	1,000.00	0.00	0.00	1,000.00	0.00	0.00	0.00
10E000 1500 5400 08 000000	SOFTBALL CAPITAL OUTLAY	2,200.00	0.00	2,050.00	150.00	0.00	0.00	93.18
10E000 1500 5400 10 000000	BOWLING CAPITAL OUTLAY	0.00	0.00	0.00	0.00	0.00	0.00	0.00
10E000 1500 5400 11 000000	VOLLEYBALL CAPITAL OUTLAY	700.00	0.00	627.00	73.00	0.00	0.00	89.57
10E000 1500 5400 26 000000	JH BOYS TRACK CAPITAL OUTLA	0.00	0.00	0.00	0.00	0.00	0.00	0.00
10E000 1500 5400 32 000000	GIRLS CROSS COUNTRY CAP OUT	0.00	0.00	0.00	0.00	0.00	0.00	0.00
10E000 1500 5400 33 000000	HS GIRLS TRACK CAPTIAL OUTL	600.00	550.00	550.00	50.00	0.00	0.00	91.67
10E000 1500 5400 41 000000	JH GIRLS TRACK CAPITAL OUTL	0.00	0.00	0.00	0.00	0.00	0.00	0.00
10E000 1500 5400 42 000000	JH GIRLS CROSS COUNTRY CAPI	0.00	0.00	0.00	0.00	0.00	0.00	0.00
10E000 1500 6400 00 000000	ATHL: DUES/FEES	3,000.00	179.75	6,087.52	-3,877.49	549.97	3,120.00	202.92
10E000 1500 6400 01 000000	FOOTBALL DUES/FEES	700.00	0.00	150.00	550.00	0.00	668.00	21.43
10E000 1500 6400 02 000000	HS BOYS CROSS COUNTRY DUES/	800.00	-80.00	967.50	-167.50	0.00	162.50	120.94
10E000 1500 6400 03 000000	HS BOYS TENNIS DUES/FEES	200.00	0.00	0.00	200.00	0.00	100.00	0.00
10E000 1500 6400 04 000000	HS BOYS SOCCER DUES/FEES	400.00	0.00	50.00	350.00	0.00	0.00	12.50
10E000 1500 6400 05 000000	HS BOYS TRACK DUES/FEES	500.00	0.00	0.00	500.00	0.00	265.00	0.00
10E000 1500 6400 06 000000	WRESTLING DUES/FEES	1,000.00	785.00	785.00	15.00	0.00	150.00	78.50
10E000 1500 6400 07 000000	BASEBALL DUES/FEES	100.00	0.00	0.00	100.00	0.00	100.00	0.00
10E000 1500 6400 08 000000	SOFTBALL DUES/FEES	300.00	0.00	0.00	300.00	0.00	100.00	0.00
10E000 1500 6400 09 000000	FISHING DUES/FEES	500.00	0.00	100.00	400.00	0.00	300.00	20.00
10E000 1500 6400 10 000000	BOWLING DUES/FEES	1,200.00	475.00	475.00	330.00	0.00	100.00	39.58
10E000 1500 6400 11 000000	VOLLEYBALL DUES/FEES	800.00	0.00	500.00	300.00	0.00	0.00	62.50
10E000 1500 6400 12 000000	HS BOYS GOLF DUES/FEES	4,000.00	0.00	1,422.83	2,577.17	0.00	3,539.00	35.57
10E000 1500 6400 15 000000	HS BOYS BASKETBALL DUES/FEE	500.00	470.00	470.00	30.00	0.00	50.00	94.00
10E000 1500 6400 20 000000	JH BOYS BASKETBALL DUES/FEE	50.00	0.00	150.00	-100.00	0.00	0.00	300.00
10E000 1500 6400 21 000000	JH BASEBALL DUES/FEES	150.00	0.00	0.00	150.00	0.00	0.00	0.00
10E000 1500 6400 23 000000	JH VOLLEYBALL DUES/FEES	400.00	0.00	0.00	400.00	0.00	0.00	0.00
10E000 1500 6400 25 000000	JH DANCE/POM POM DUES/FEES	300.00	0.00	150.00	150.00	0.00	0.00	50.00

Account Number	Account Level Description Account Number	2021-22 Original Budget	January 2021-22 Monthly Activity	2021-22 FYTD Activity	2021-22 Available Funds	Encumbered Amount	2020-21 FY Activity	2021-22 FYTD %
10	EDUCATIONAL FUND							
10E000 1500 6400 26 000000	JH BOYS TRACK DUES/FEES	300.00	0.00	0.00	300.00	0.00	0.00	0.00
10E000 1500 6400 27 000000	JH BOYS CROSS COUNTRY DUES/	400.00	0.00	307.23	92.77	0.00	59.86	76.81
10E000 1500 6400 31 000000	HS GIRLS BASKETBALL DUES/FE	550.00	250.00	250.00	175.00	0.00	0.00	45.45
10E000 1500 6400 32 000000	HS GIRLS CROSS COUNTRY DUES	800.00	-80.00	612.50	187.50	0.00	162.50	76.56
10E000 1500 6400 33 000000	HS GIRLS TRACK DUES/FEES	1,500.00	0.00	0.00	1,500.00	0.00	650.00	0.00
10E000 1500 6400 34 000000	HS GIRLS GOLF DUES/FEES	4,500.00	0.00	2,057.00	2,443.00	0.00	2,698.33	45.71
10E000 1500 6400 35 000000	HS GIRLS TENNIS DUES/FEES	150.00	0.00	85.00	65.00	0.00	135.00	56.67
10E000 1500 6400 36 000000	HS GIRLS SOCCER DUES/FEES	500.00	0.00	0.00	500.00	0.00	130.00	0.00
10E000 1500 6400 40 000000	JH GIRLS BASKETBALL DUES/FE	200.00	0.00	0.00	100.00	100.00	0.00	0.00
10E000 1500 6400 41 000000	JH GIRLS TRACK DUES/FEES	0.00	0.00	0.00	0.00	0.00	0.00	0.00
10E000 1500 6400 42 000000	JH GIRLS CROSS COUNTRY DUES	0.00	0.00	0.00	0.00	0.00	0.00	0.00
10E303 1500 6400 13 000000	HS CHEERLEADING DUE/FEES	0.00	0.00	0.00	0.00	0.00	0.00	0.00
10E000 1501 1120 00 000000	ADAMS: ATHL: COACHES	16,000.00	6,167.62	31,271.11	-15,271.11	0.00	15,166.79	195.44
10E000 1501 2100 00 000000	ADAMS TRS EMPR.	0.00	0.00	0.00	0.00	0.00	0.00	0.00
10E000 1501 2110 00 000000	ADAMS: ATHL: TRS 9%	350.00	24.72	718.40	-368.40	0.00	214.26	205.26
10E000 1501 2120 00 000000	ADAMS: ATHL: IMRF	150.00	0.00	152.48	-2.48	0.00	141.38	101.65
10E000 1501 2130 00 000000	ADAMS: ATHL: FICA	0.00	0.00	0.00	0.00	0.00	0.00	0.00
10E000 1501 2140 00 000000	ADAMS: ATHL: MEDICARE	0.00	0.00	0.00	0.00	0.00	0.00	0.00
10E000 1501 2170 00 000000	ADAMS: ATHL: TRS .58%	30.00	1.62	46.59	-16.59	0.00	14.00	155.30
10E000 1501 2250 00 000000	ADAMS: ATHL: TRS INS	100.00	4.32	125.35	-25.35	0.00	53.52	125.35
10E000 1501 3190 00 000000	ADAMS: ATHL: OFFICIALS	6,000.00	659.93	1,823.87	3,496.20	679.93	2,128.51	30.40
10E000 1501 4100 00 000000	ADAMS: ATHL: SUPPLIES	200.00	0.00	0.00	-519.95	719.95	203.15	0.00
10E000 1501 6400 00 000000	ADAMS: ATHL: DUES/FEES	1,500.00	0.00	289.62	1,210.38	0.00	311.70	19.31
10E000 1600 1120 00 000002	JH SUM SCH SALARY: TEACHER	7,000.00	0.00	0.00	7,000.00	0.00	135.00	0.00
10E000 1600 1120 00 000003	HS SUM SCH SALARY: TEACH	20,000.00	0.00	0.00	20,000.00	0.00	0.00	0.00
10E000 1600 2110 00 000002	JH SUMMER SCHHOL TRS 9%	700.00	0.00	0.00	700.00	0.00	13.35	0.00
10E000 1600 2110 00 000003	HS SUMMER SCHOOL TRS 9%	1,500.00	0.00	0.00	1,500.00	0.00	0.00	0.00
10E000 1600 2170 00 000002	JH SUMMER SCHOOL TRS .58%	100.00	0.00	0.00	100.00	0.00	0.86	0.00
10E000 1600 2170 00 000003	HS SUMMER SCHOOL TRS .58%	200.00	0.00	0.00	200.00	0.00	0.00	0.00
10E000 1600 2250 00 000002	JH SUMMER SCHOOL TRS HEALTH	150.00	0.00	0.00	150.00	0.00	3.20	0.00
10E000 1600 2250 00 000003	HS SUMMER SCHOOL TRS HEALTH	400.00	0.00	0.00	400.00	0.00	0.00	0.00
10E105 2122 1120 00 000000	ADAMS PUPIL SERV SALARY	72,545.00	6,045.42	41,924.62	30,620.38	0.00	61,318.28	57.79
10E107 2122 1120 00 000000	JEFFERSON PUPIL SERV SALARY	0.00	0.00	0.00	0.00	0.00	0.00	0.00
10E108 2122 1120 00 000000	LINCOLN PUP SERV SALARY	67,400.00	5,616.26	38,945.46	28,454.54	0.00	64,809.96	57.78
10E109 2122 1120 00 000000	LONGFELLOW PUPIL SERV SALAR	6,000.00	0.00	0.00	6,000.00	0.00	5,921.65	0.00
10E110 2122 1120 00 000000	WASHINGTON PUPIL SERV SALAR	60,000.00	0.00	0.00	60,000.00	0.00	0.00	0.00
10E204 2122 1120 00 000000	JH PUPIL SERV SALARY	122,000.00	10,147.50	70,365.82	51,634.18	0.00	118,837.75	57.68
10E303 2122 1120 00 000000	HS PUPIL SERV SALARY	340,500.00	28,413.78	196,889.78	143,610.22	0.00	326,883.60	57.82

Account Number	Account Level Description Account Number	2021-22 Original Budget	January 2021-22 Monthly Activity	2021-22 FYTD Activity	2021-22 Available Funds	Encumbered Amount	2020-21 FY Activity	2021-22 FYTD %
10	EDUCATIONAL FUND							
10E902 2122 1120 30 000000	TITLE I SALARY	144,000.00	0.00	0.00	144,000.00	0.00	0.00	0.00
10E902 2122 1120 30 105000	ADAMS TITLE I SALARY	0.00	610.54	3,052.69	-3,052.69	0.00	8,491.84	0.00
10E902 2122 1120 30 107000	JEFFERSON TITLE I SALARY	0.00	610.54	3,052.69	-3,052.69	0.00	4,211.28	0.00
10E902 2122 1120 30 108000	LINCOLN TITLE I SALARY	0.00	610.54	3,052.69	-3,052.69	0.00	0.00	0.00
10E902 2122 1120 30 109000	LONGFELLOW TITLE I SALARY	0.00	9,653.86	48,269.29	-48,269.29	0.00	4,211.24	0.00
10E902 2122 1120 30 110000	WASHINGTON TITLE I SALARY	0.00	610.54	3,052.69	-3,052.69	0.00	0.00	0.00
10E930 2122 1120 00 107000	TITLE I PUPIL SALARY	0.00	0.00	8,797.52	-8,797.52	0.00	26,392.56	0.00
10E930 2122 1120 00 109000	TITLE I PUPIL SALARY	0.00	0.00	8,664.16	-8,664.16	0.00	43,320.80	0.00
10E930 2122 1120 00 110000	TITLE I PUPIL SALARY	0.00	0.00	5,698.76	-5,698.76	0.00	39,891.24	0.00
10E930 2122 1120 30 000000	TITLE I:PUPIL SERV. SAL	23,200.00	0.00	0.00	23,200.00	0.00	0.00	0.00
10E105 2122 1130 00 000000	ADAMS PUPIL SERV INCREMENT	4,775.00	397.70	2,766.58	2,008.42	0.00	4,644.32	57.94
10E204 2122 1130 00 000000	JH PUPIL SERV INCREMENT	4,700.00	385.20	2,679.08	2,020.92	0.00	4,494.32	57.00
10E303 2122 1130 00 000000	HS PUPIL SERV INCREMENT	27,500.00	2,256.28	15,685.84	11,814.16	0.00	26,270.80	57.04
10E107 2122 1200 00 000000	JEFFERSON SUB FOR 2122	0.00	0.00	0.00	0.00	0.00	0.00	0.00
10E108 2122 1200 00 000000	LINCOLN SUB FOR 2122	500.00	0.00	0.00	500.00	0.00	180.00	0.00
10E110 2122 1200 00 000000	WASHINGTON SUB FOR 2122	250.00	0.00	0.00	250.00	0.00	0.00	0.00
10E204 2122 1200 00 000000	MJHS SUB FOR 2122	250.00	0.00	0.00	250.00	0.00	0.00	0.00
10E902 2122 1200 30 107000	JE TITLE I PUPIL SERV	0.00	0.00	0.00	0.00	0.00	0.00	0.00
10E902 2122 1200 30 109000	LO TITLE I PUPIL SERV	0.00	0.00	0.00	0.00	0.00	0.00	0.00
10E105 2122 2100 00 000000	ADAMS TRS-R	0.00	0.00	0.00	0.00	0.00	2,007.20	0.00
10E107 2122 2100 00 000000	JEFFERSON TRS-R	0.00	0.00	0.00	0.00	0.00	0.00	0.00
10E108 2122 2100 00 000000	LINCOLN TRS-R	0.00	0.00	0.00	0.00	0.00	0.00	0.00
10E109 2122 2100 00 000000	LONGFELLOW TRS-R	0.00	0.00	0.00	0.00	0.00	0.00	0.00
10E110 2122 2100 00 000000	WASHINGTON TRS-R	0.00	0.00	0.00	0.00	0.00	0.00	0.00
10E204 2122 2100 00 000000	JH TRS-R	0.00	0.00	0.00	0.00	0.00	0.00	0.00
10E303 2122 2100 00 000000	HS TRS-R	0.00	0.00	0.00	0.00	0.00	0.00	0.00
10E902 2122 2100 30 000000	TITLE I FEDERAL TRS	16,500.00	0.00	0.00	16,500.00	0.00	0.00	0.00
10E902 2122 2100 30 105000	AD TITLE I PUPIL SERV FED T	0.00	69.18	345.89	-345.89	0.00	0.00	0.00
10E902 2122 2100 30 107000	JE TITLE I PUPIL SERV FED T	0.00	69.18	345.89	-345.89	0.00	0.00	0.00
10E902 2122 2100 30 108000		0.00	69.18	345.89	-345.89	0.00	0.00	0.00
10E902 2122 2100 30 109000	LO TITLE I PUPIL SERV FED T	0.00	1,093.76	5,468.79	-5,468.79	0.00	0.00	0.00
10E902 2122 2100 30 110000		0.00	69.18	345.89	-345.89	0.00	0.00	0.00
10E930 2122 2100 00 107000	JE TITLE I PUPIL SERV FED T	0.00	0.00	0.00	0.00	0.00	3,019.20	0.00
10E930 2122 2100 00 109000	LO TITIE I PUPIL SERV FED T	0.00	0.00	0.00	0.00	0.00	4,955.60	0.00
10E930 2122 2100 00 110000	WA TITILE I PUPIL SERV FED	0.00	0.00	0.00	0.00	0.00	1,955.76	0.00
10E930 2122 2100 30 000000	TITLE I:PUPIL SER TRS 10	0.00	0.00	0.00	0.00	0.00	0.00	0.00
10E105 2122 2110 00 000000	ADAMS PUPIL SERV TRS	7,500.00	637.24	3,186.20	4,313.80	0.00	7,403.04	42.48
10E107 2122 2110 00 000000	JEFFERSON PUPIL SERV TRS	0.00	0.00	0.00	0.00	0.00	0.00	0.00

Account Number	Account Level Description Account Number	2021-22 Original Budget	January 2021-22 Monthly Activity	2021-22 FYTD Activity	2021-22 Available Funds	Encumbered Amount	2020-21 FY Activity	2021-22 FYTD %
10	EDUCATIONAL FUND							
10E108 2122 2110 00 000000	LINCOLN PUPIL SERV TRS	6,650.00	555.46	2,777.28	3,872.72	0.00	6,446.86	41.76
10E109 2122 2110 00 000000	LONGFELLOW PUPIL SERV TRS	500.00	0.00	0.00	500.00	0.00	0.00	0.00
10E110 2122 2110 00 000000	WASHINGTON PUPIL SERV TRS	6,000.00	0.00	0.00	6,000.00	0.00	0.00	0.00
10E204 2122 2110 00 000000	JH PUPIL SERV TRS	13,000.00	1,041.70	5,208.50	7,791.50	0.00	11,701.51	40.07
10E303 2122 2110 00 000000	HS PUPIL SERV TRS 9%	36,500.00	3,033.30	15,166.48	21,333.52	0.00	35,144.76	41.55
10E902 2122 2110 30 105000	AD TITLE I PUPIL SERV TRS	0.00	60.38	301.91	-301.91	0.00	0.00	0.00
10E902 2122 2110 30 107000	JE TITLE I PUPIL SERV TRS	0.00	60.38	301.91	-301.91	0.00	0.00	0.00
10E902 2122 2110 30 108000		0.00	60.38	301.91	-301.91	0.00	0.00	0.00
10E902 2122 2110 30 109000	LO TITLE I PUPIL SERV TRS	0.00	954.78	4,773.91	-4,773.91	0.00	0.00	0.00
10E902 2122 2110 30 110000		0.00	60.38	301.91	-301.91	0.00	0.00	0.00
10E930 2122 2110 00 107000	JE TITILE I PUPIL SERV TRS	0.00	0.00	0.00	0.00	0.00	3,480.31	0.00
10E930 2122 2110 00 109000	LO TITLE I PUPIL SERV TRS	0.00	0.00	0.00	0.00	0.00	5,141.29	0.00
10E930 2122 2110 00 110000	WA TITLE I PUPIL SERV TRS	0.00	0.00	0.00	0.00	0.00	4,509.00	0.00
10E930 2122 2110 30 000000	TITLE I:PUPIL TRS 9.8901	0.00	0.00	0.00	0.00	0.00	0.00	0.00
10E105 2122 2170 00 000000	ADAMS PUPIL SERV TRS .58	500.00	41.24	206.20	293.80	0.00	479.23	41.24
10E107 2122 2170 00 000000	JEFFERSON PUP SERV TRS .58	0.00	0.00	0.00	0.00	0.00	0.00	0.00
10E108 2122 2170 00 000000	LINCOLN PUPIL SERV TRS	500.00	35.96	179.79	320.21	0.00	418.35	35.96
10E109 2122 2170 00 000000	LONGFELLOW PUPIL SERV TRS .	100.00	0.00	0.00	100.00	0.00	0.00	0.00
10E110 2122 2170 00 000000	WASHINGTON PUPIL SERV TRS .	400.00	0.00	0.00	400.00	0.00	0.00	0.00
10E204 2122 2170 00 000000	JH PUPIL SERV TRS .58%	1,000.00	67.42	337.10	662.90	0.00	757.50	33.71
10E303 2122 2170 00 000000	HS PUPIL SERV TRS .58	2,400.00	196.38	981.84	1,418.16	0.00	2,274.64	40.91
10E902 2122 2170 30 105000	AD TITLE I PUPIL SERV TRS .	0.00	3.90	19.50	-19.50	0.00	0.00	0.00
10E902 2122 2170 30 107000	JE TITLE I PUPIL SERV TRS .	0.00	3.90	19.50	-19.50	0.00	0.00	0.00
10E902 2122 2170 30 108000		0.00	3.90	19.50	-19.50	0.00	0.00	0.00
10E902 2122 2170 30 109000	LO TITLE I PUPIL SERV TRS .	0.00	61.80	309.00	-309.00	0.00	0.00	0.00
10E902 2122 2170 30 110000		0.00	3.90	19.50	-19.50	0.00	0.00	0.00
10E930 2122 2170 00 107000	JE TITLE I PUPIL SERV TRS .	0.00	0.00	0.00	0.00	0.00	225.26	0.00
10E930 2122 2170 00 109000	LO TITLE I PUPIL SERV TRS .	0.00	0.00	0.00	0.00	0.00	332.84	0.00
10E930 2122 2170 00 110000	WA TITLE I PUPIL SERV TRS .	0.00	0.00	0.00	0.00	0.00	291.83	0.00
10E930 2122 2170 30 000000	TITLE I:PUPIL SER TRS.58	0.00	0.00	0.00	0.00	0.00	0.00	0.00
10E105 2122 2220 00 000000	ADAMS PUPIL SERV HEALTH INS	15,000.00	1,216.78	8,406.82	6,593.18	0.00	11,061.40	56.05
10E107 2122 2220 00 000000	JEFFERSON PUP SERV HEALTH I	0.00	0.00	0.00	0.00	0.00	0.00	0.00
10E108 2122 2220 00 000000	LINCOLN PUPIL SERV HEALTH I	20,100.00	1,725.50	11,921.62	8,178.38	0.00	18,680.82	59.31
10E109 2122 2220 00 000000	LONGFELLOW PUPIL SERV HEALT	0.00	0.00	0.00	0.00	0.00	0.00	0.00
10E110 2122 2220 00 000000	WASHINGTON PUPIL SERV HEALT	0.00	0.00	0.00	0.00	0.00	0.00	0.00
10E204 2122 2220 00 000000	JH PUPIL SERV HEALTH INS	41,500.00	3,451.00	23,843.24	17,656.76	0.00	37,361.64	57.45
10E303 2122 2220 00 000000	HS PUPIL SERV HEALTH INSURA	79,000.00	6,542.32	45,201.40	33,798.60	0.00	69,837.96	57.22
10E902 2122 2220 30 105000	AD TITLE I HEALTH INS	0.00	106.54	573.44	-573.44	0.00	2,111.72	0.00

Account Number	Account Level Description Account Number	2021-22 Original Budget	January 2021-22 Monthly Activity	2021-22 FYTD Activity	2021-22 Available Funds	Encumbered Amount	2020-21 FY Activity	2021-22 FYTD %
10	EDUCATIONAL FUND							
10E902 2122 2220 30 107000	JE TITLE I HEALTH INS	0.00	106.54	573.44	-573.44	0.00	570.78	0.00
10E902 2122 2220 30 108000		0.00	106.54	573.44	-573.44	0.00	0.00	0.00
10E902 2122 2220 30 109000	LO TITLE I HEALTH INS	0.00	764.28	3,862.16	-3,862.16	0.00	570.78	0.00
10E902 2122 2220 30 110000		0.00	106.54	573.44	-573.44	0.00	0.00	0.00
10E930 2122 2220 00 107000	JE TITLE I HEALTH INS	0.00	0.00	1,255.72	-1,255.72	0.00	3,587.76	0.00
10E930 2122 2220 30 000000	TITLE I:PUPIL SERV. INS	1,300.00	0.00	0.00	1,300.00	0.00	0.00	0.00
10E105 2122 2250 00 000000	ADAMS PUPIL SERV TRS INS	1,300.00	111.16	555.80	744.20	0.00	1,805.14	42.75
10E107 2122 2250 00 000000	JEFFERSON PUPIL SERV TRS IN	0.00	0.00	0.00	0.00	0.00	0.00	0.00
10E108 2122 2250 00 000000	LINCOLN PUPIL SERV TRS INS	1,600.00	96.90	484.48	1,115.52	0.00	1,548.81	30.28
10E109 2122 2250 00 000000	LONGFELLOW PUPIL SERV TRS I	0.00	0.00	0.00	0.00	0.00	0.00	0.00
10E110 2122 2250 00 000000	WASHINGTON PUPIL SERV TRS I	1,500.00	0.00	0.00	1,500.00	0.00	0.00	0.00
10E204 2122 2250 00 000000	JH PUPIL SERV TRS INS	2,900.00	181.72	908.60	1,991.40	0.00	2,808.42	31.33
10E303 2122 2250 00 000000	HS PUPIL SERV TRS HEALTH IN	8,000.00	529.16	2,645.79	5,354.21	0.00	8,427.61	33.07
10E902 2122 2250 30 105000	AD TITLE I TRS HEALTH	0.00	10.54	52.69	-52.69	0.00	-28.36	0.00
10E902 2122 2250 30 107000	JE TITLE I TRS HEALTH	0.00	10.54	52.69	-52.69	0.00	-30.23	0.00
10E902 2122 2250 30 108000		0.00	10.54	52.69	-52.69	0.00	0.00	0.00
10E902 2122 2250 30 109000	LO TITLE I TRS HEALTH	0.00	166.58	832.89	-832.89	0.00	30.23	0.00
10E902 2122 2250 30 110000		0.00	10.54	52.69	-52.69	0.00	0.00	0.00
10E930 2122 2250 00 107000	JE TITLE I TRS HEALTH	0.00	0.00	0.00	0.00	0.00	782.14	0.00
10E930 2122 2250 00 109000	LO TITLE I TRS HEALTH	0.00	0.00	0.00	0.00	0.00	1,233.90	0.00
10E930 2122 2250 00 110000	WA TITLE I TRS HEALTH	0.00	0.00	0.00	0.00	0.00	1,082.17	0.00
10E930 2122 2250 30 000000	TITLE I:PUR SERV .5% IN	106,500.00	0.00	0.00	106,500.00	0.00	0.00	0.00
10E105 2122 3320 00 000000	ADAMS PUPIL SERV TRAVEL	0.00	0.00	0.00	0.00	0.00	0.00	0.00
10E107 2122 3320 00 000000	JEFFERSON PUPIL SERV TRAVEL	0.00	0.00	0.00	0.00	0.00	0.00	0.00
10E108 2122 3320 00 000000	LINCOLN PUPIL SERV TRAVEL	0.00	0.00	0.00	0.00	0.00	0.00	0.00
10E109 2122 3320 00 000000	LONGFELLOW PUPIL SERV TRAVE	0.00	0.00	0.00	0.00	0.00	0.00	0.00
10E110 2122 3320 00 000000	WASHINGTON PUPIL SERV TRAVE	0.00	0.00	0.00	0.00	0.00	0.00	0.00
10E204 2122 3320 00 000000	JH PUPIL SERV TRAVEL	0.00	0.00	0.00	0.00	0.00	0.00	0.00
10E303 2122 3320 00 000000	HS PUPIL SERV TRAVEL	0.00	0.00	0.00	0.00	0.00	0.00	0.00
10E105 2122 4100 00 000000	ADAMS PUPIL SERV SUPPLIES	0.00	0.00	0.00	0.00	0.00	0.00	0.00
10E107 2122 4100 00 000000	JEFFERSON PUP SERV SUPPLIES	0.00	0.00	0.00	0.00	0.00	0.00	0.00
10E108 2122 4100 00 000000	LINCOLN PUPIL SERV SUPPLIES	0.00	0.00	0.00	0.00	0.00	0.00	0.00
10E109 2122 4100 00 000000	LONGFELLOW PUPIL SERV SUPPL	0.00	0.00	0.00	0.00	0.00	0.00	0.00
10E110 2122 4100 00 000000	WASHINGTON PUPIL SERV SUPPL	0.00	0.00	0.00	0.00	0.00	0.00	0.00
10E204 2122 4100 00 000000	JH PUPIL SERV SUPPLIES	0.00	0.00	0.00	0.00	0.00	0.00	0.00
10E303 2122 4100 00 000000	HS PUPIL SERV SUPPLIES	0.00	0.00	0.00	0.00	0.00	0.00	0.00
10E940 2130 4100 30 000000	ESSER SUPPLIES	0.00	0.00	0.00	0.00	0.00	47,752.88	0.00
10E000 2134 1150 00 000000	HEALTH SERV: SALARY	60,000.00	5,000.00	30,959.28	29,040.72	0.00	34,960.96	51.60

Account Number	Account Level Description Account Number	2021-22 Original Budget	January 2021-22 Monthly Activity	2021-22 FYTD Activity	2021-22 Available Funds	Encumbered Amount	2020-21 FY Activity	2021-22 FYTD %
10	EDUCATIONAL FUND							
10E105 2134 1150 00 000000	ADAMS HEALTH SERV SALARY	26,500.00	2,177.18	15,057.71	11,442.29	0.00	25,103.94	56.82
10E107 2134 1150 00 000000	JEFFERSON HEALTH SERV SALAR	25,000.00	2,119.72	14,725.91	10,274.09	0.00	23,883.48	58.90
10E108 2134 1150 00 000000	LINCOLN HEALTH SERV SALARY	27,000.00	2,310.68	16,223.04	10,776.96	0.00	26,453.74	60.09
10E109 2134 1150 00 000000	LONGFELLOW HEALTH SERV SALA	23,000.00	1,911.34	13,176.38	9,823.62	0.00	21,818.19	57.29
10E110 2134 1150 00 000000	WASHINGTON HEALTH SERV SALA	33,000.00	2,982.66	20,572.26	12,427.74	0.00	33,754.56	62.34
10E204 2134 1150 00 000000	JH HEALTH SALARY	24,000.00	3,156.25	22,713.31	1,286.69	0.00	16,655.00	94.64
10E303 2134 1150 00 000000	HS HEALTH SERV SALARY	23,500.00	3,615.38	21,366.09	2,133.91	0.00	22,217.54	90.92
10E960 2134 1150 30 000000	ESSER II HEALTH SERV SALARY	0.00	40.00	1,010.00	-1,010.00	0.00	0.00	0.00
10E965 2134 1150 30 000000	ESSER III HEALTH SERVICE SA	0.00	0.00	190.00	-190.00	0.00	0.00	0.00
10E000 2134 1200 00 000000	HEALTH SERV SUB	2,000.00	0.00	442.00	1,558.00	0.00	144.00	22.10
10E105 2134 1250 00 000000	ADAMS HEALTH SERV SUB SALAR	1,000.00	0.00	2,016.00	-1,016.00	0.00	144.00	201.60
10E107 2134 1250 00 000000	JEFFERSON HEALTH SERV SUB S	1,500.00	0.00	144.00	1,356.00	0.00	144.00	9.60
10E108 2134 1250 00 000000	LINCOLN HEALTH SERV SUB	1,000.00	0.00	144.00	856.00	0.00	72.00	14.40
10E109 2134 1250 00 000000	LONGFELLOW HEALTH SERV SUB	1,500.00	0.00	163.88	1,336.12	0.00	0.00	10.93
10E110 2134 1250 00 000000	WASHINGTON HEALTH SERV SUB	1,500.00	72.00	288.00	1,212.00	0.00	720.00	19.20
10E204 2134 1250 00 000000	JH HEALTH SERV SUB	1,000.00	0.00	0.00	1,000.00	0.00	756.00	0.00
10E303 2134 1250 00 000000	HS HEALT SERV SUB SALARY	1,500.00	0.00	0.00	1,500.00	0.00	0.00	0.00
10E000 2134 2110 00 000000	HEALTH SERV: TRS 9%	6,000.00	0.00	1,978.00	4,022.00	0.00	3,911.96	32.97
10E105 2134 2120 00 000000	ADAMS HEALTH SERV IMRF	1,325.00	102.58	709.47	615.53	0.00	1,182.83	53.54
10E107 2134 2120 00 000000	JEFFERSON HEALTH SERV IMRF	1,300.00	99.88	693.91	606.09	0.00	1,125.48	53.38
10E108 2134 2120 00 000000	LINCOLN HEALTH SERV IMRF	1,350.00	108.88	764.43	585.57	0.00	1,246.44	56.62
10E109 2134 2120 00 000000	LONGFELLOW HEALTH SERV IMRF	1,125.00	90.06	620.86	504.14	0.00	1,028.08	55.19
10E110 2134 2120 00 000000	WASHINGTON HEALTH SERV IMRF	1,650.00	140.54	969.37	680.63	0.00	1,590.49	58.75
10E204 2134 2120 00 000000	JH HEALTH IMRF	1,175.00	148.73	1,070.25	104.75	0.00	784.76	91.09
10E303 2134 2120 00 000000	HS HEALTH SERV IMRF	1,175.00	170.36	1,006.77	168.23	0.00	1,046.88	85.68
10E960 2134 2120 30 000000		0.00	1.88	47.58	-47.58	0.00	0.00	0.00
10E965 2134 2120 30 000000		0.00	0.00	8.95	-8.95	0.00	0.00	0.00
10E000 2134 2170 00 000000	HEALTH SERV: TRS .58%	400.00	0.00	129.19	270.81	0.00	253.25	32.30
10E000 2134 2220 00 000000	HEALTH SERV: INSUR	15,000.00	1,216.78	8,406.82	6,593.18	0.00	12,067.54	56.05
10E105 2134 2220 00 000000	ADAMS HEALTH SERV HEALTH IN	0.00	0.00	0.00	0.00	0.00	0.00	0.00
10E107 2134 2220 00 000000	JEFFERSON HEALTH SERV HEALT	0.00	0.00	0.00	0.00	0.00	0.00	0.00
10E108 2134 2220 00 000000	LINCOLN HEALTH SERV HEALTH	7,900.00	657.76	4,544.52	3,355.48	0.00	7,121.16	57.53
10E109 2134 2220 00 000000	LONGFELLOW HEALTH SERV HEAL	0.00	0.00	0.00	0.00	0.00	0.00	0.00
10E110 2134 2220 00 000000	WASHINGTON HEALTH SERV HEAL	0.00	0.00	0.00	0.00	0.00	0.00	0.00
10E204 2134 2220 00 000000	JH HEALTH SERV HEALTH INS	18,900.00	0.00	0.00	18,900.00	0.00	0.00	0.00
10E303 2134 2220 00 000000	HS HEALTH SERV HEALTH INSUR	7,900.00	657.76	4,544.52	3,355.48	0.00	7,121.16	57.53
10E000 2134 2250 00 000000	HEALTH SERV: TRS .5%	1,100.00	0.00	346.32	753.68	0.00	938.86	31.48
10E000 2134 3190 00 000000	HEALTH SERVICE: PURCHASED S	700.00	0.00	0.00	700.00	0.00	540.00	0.00

Account Number	Account Level Description Account Number	2021-22 Original Budget	January 2021-22 Monthly Activity	2021-22 FYTD Activity	2021-22 Available Funds	Encumbered Amount	2020-21 FY Activity	2021-22 FYTD %
10	EDUCATIONAL FUND							
10E105 2134 3190 00 000000	ADAMS HEALTH SERV PURCH SER	700.00	0.00	0.00	700.00	0.00	0.00	0.00
10E107 2134 3190 00 000000	JEFFERSON HEALT SERV PURCHA	100.00	0.00	0.00	100.00	0.00	0.00	0.00
10E108 2134 3190 00 000000	LINCOLN HEALTH SERV PURCH S	100.00	0.00	0.00	100.00	0.00	0.00	0.00
10E109 2134 3190 00 000000	LONGFELLOW HEALTH SERV PURC	100.00	0.00	0.00	100.00	0.00	0.00	0.00
10E110 2134 3190 00 000000	WASHINGTON HEALTH SERV PURC	100.00	0.00	0.00	100.00	0.00	0.00	0.00
10E204 2134 3190 00 000000	JH HEALTH SERV PURCHASED SE	100.00	0.00	0.00	100.00	0.00	0.00	0.00
10E303 2134 3190 00 000000	HS HEALTH SERV PURCHASED SE	100.00	0.00	0.00	100.00	0.00	0.00	0.00
10E000 2134 3320 00 000000	HEALTH SERV: TRAVEL	400.00	0.00	0.00	300.00	100.00	80.08	0.00
10E105 2134 3320 00 000000	ADAMS HEALTH SERV TRAVEL	250.00	0.00	0.00	250.00	0.00	60.00	0.00
10E107 2134 3320 00 000000	JEFFERSON HEALTH SERV TRAVE	250.00	0.00	0.00	250.00	0.00	0.00	0.00
10E108 2134 3320 00 000000	LINCOLN HEALTH SERV TRAVEL	250.00	0.00	0.00	250.00	0.00	0.00	0.00
10E109 2134 3320 00 000000	LONGFELLOW HEALTH SERV TRAV	1,000.00	0.00	0.00	1,000.00	0.00	0.00	0.00
10E110 2134 3320 00 000000	WASHINGTON HEALTH SERV TRAV	250.00	0.00	0.00	250.00	0.00	0.00	0.00
10E204 2134 3320 00 000000	JH HEALTH SERV TRAVEL	400.00	0.00	0.00	400.00	0.00	0.00	0.00
10E303 2134 3320 00 000000	HS HEALTH SERV TRAVEL	250.00	0.00	0.00	250.00	0.00	0.00	0.00
10E000 2134 4100 00 000000	HEALTH SERV: SUPPLIES	4,000.00	0.00	0.00	4,000.00	0.00	3,162.97	0.00
10E105 2134 4100 00 000000	ADAMS HEALTH SERV SUPPLIES	1,200.00	0.00	413.01	541.63	245.36	821.90	34.42
10E107 2134 4100 00 000000	JEFFERSON HEALTH SERV SUPPL	700.00	0.00	351.04	348.96	0.00	591.44	50.15
10E108 2134 4100 00 000000	LINCOLN HEALTH SERV SUPPLIE	600.00	0.00	361.10	238.90	0.00	632.80	60.18
10E109 2134 4100 00 000000	LONGFELLOW HEALTH SERV SUPP	500.00	0.00	601.88	-101.88	0.00	257.82	120.38
10E110 2134 4100 00 000000	WASHINGTON HEALTH SERV SUPP	1,000.00	0.00	605.25	394.75	0.00	253.96	60.53
10E204 2134 4100 00 000000	JH HEALTH SERV SUPPLIES	700.00	0.00	100.82	481.36	117.82	34.62	14.40
10E303 2134 4100 00 000000	HS HEALTH SERV SUPPLIES	1,000.00	119.80	750.83	-21.65	270.82	202.42	75.08
10E960 2134 4100 30 000000	ESSER II HEALTH SERV SUPPLI	35,037.00	0.00	5,928.30	29,108.70	0.00	0.00	16.92
10E965 2134 4100 30 000000	Esser III Health Supplies	50.00	0.00	0.00	50.00	0.00	0.00	0.00
10E000 2134 5400 00 000000	HEALTH SERV: EQUIP	0.00	0.00	0.00	0.00	0.00	0.00	0.00
10E105 2134 5400 00 000000	ADAMS HEALTH SERV EQUIPMENT	0.00	0.00	0.00	0.00	0.00	0.00	0.00
10E107 2134 5400 00 000000	JEFFERSON HEALTH SERV EQUIP	0.00	0.00	0.00	0.00	0.00	0.00	0.00
10E108 2134 5400 00 000000	LINCOLN HEALTH SERV EQUIPME	0.00	0.00	0.00	0.00	0.00	0.00	0.00
10E109 2134 5400 00 000000	LONGFELLOW HEALTH SERV EQUI	0.00	0.00	0.00	0.00	0.00	0.00	0.00
10E110 2134 5400 00 000000	WASHINGTON HEALTH SERV EQUI	0.00	0.00	0.00	0.00	0.00	0.00	0.00
10E204 2134 5400 00 000000	JH HEALTH SERV CAPITAL OUTL	0.00	0.00	0.00	0.00	0.00	0.00	0.00
10E303 2134 5400 00 000000	HS HEALTH SERV CAPITAL OUTL	0.00	0.00	0.00	0.00	0.00	2,888.00	0.00
10E000 2190 1190 00 000000	NOON WORKERS/ CROSSING GUAR	0.00	0.00	0.00	0.00	0.00	0.00	0.00
10E105 2190 1190 00 000000	ADAMS SUPPORT STAFF SALARY	13,000.00	324.63	3,335.08	9,664.92	0.00	3,539.75	25.65
10E107 2190 1190 00 000000	JEFFERSON SUPPORT STAFF SAL	30,000.00	1,645.94	16,132.16	13,867.84	0.00	27,527.32	53.77
10E108 2190 1190 00 000000	LINCOLN SUPPORT STAFF SALAR	57,500.00	3,003.87	27,641.52	29,858.48	0.00	18,644.59	48.07
10E109 2190 1190 00 000000	LONGFELLOW SUPPORT STAFF SA	24,500.00	1,649.43	16,002.73	8,497.27	0.00	15,411.85	65.32

Account Number	Account Level Description Account Number	2021-22 Original Budget	January 2021-22 Monthly Activity	2021-22 FYTD Activity	2021-22 Available Funds	Encumbered Amount	2020-21 FY Activity	2021-22 FYTD %
10	EDUCATIONAL FUND							
10E110 2190 1190 00 000000	WASHINGTON SUPPORT STAFF SA	63,000.00	4,412.01	39,012.35	23,987.65	0.00	38,645.64	61.92
10E204 2190 1190 00 000000	JH SUPPORT STAFF	40,000.00	1,041.13	13,997.10	26,002.90	0.00	10,120.63	34.99
10E303 2190 1190 00 000000	HS SUPPORT STAFF SALARY	56,000.00	2,955.59	28,519.54	27,480.46	0.00	32,702.64	50.93
10E105 2190 2120 00 000000	ADAMS SUPPORT STAFF IMRF	500.00	0.00	0.00	500.00	0.00	0.00	0.00
10E107 2190 2120 00 000000	JEFFERSON SUPPORT STAFF IMR	500.00	25.97	264.95	235.05	0.00	264.64	52.99
10E108 2190 2120 00 000000	LINCOLN SUPPORT STAFF IMRF	500.00	15.25	159.02	340.98	0.00	198.51	31.80
10E109 2190 2120 00 000000	LONGFELLOW SUPPORT STAFF IM	600.00	38.89	342.76	257.24	0.00	461.17	57.13
10E110 2190 2120 00 000000	WASHINGTON SUPPORT STAFF IM	1,500.00	129.77	1,236.13	263.87	0.00	1,121.13	82.41
10E204 2190 2120 00 000000	JH SUPPORT STAFF IMRF	1,000.00	33.56	326.78	673.22	0.00	396.85	32.68
10E303 2190 2120 00 000000	HS SUPPORT STAFF IMRF	2,000.00	139.27	1,343.87	656.13	0.00	1,540.93	67.19
10E105 2190 2220 00 000000	ADAMS SUPPORT STAFF HEALTH	0.00	0.00	0.00	0.00	0.00	0.00	0.00
10E107 2190 2220 00 000000	JEFFERSON SUPPORT STAFF HEA	0.00	0.00	0.00	0.00	0.00	0.00	0.00
10E108 2190 2220 00 000000	LINCOLN SUPPORT STAFF HEALT	0.00	32.43	32.43	-32.43	0.00	0.00	0.00
10E109 2190 2220 00 000000	LONGFELLOW SUPPORT STAFF HE	0.00	0.00	0.00	0.00	0.00	0.00	0.00
10E110 2190 2220 00 000000	WASHINGTON SUPPORT STAFF HE	6,000.00	657.76	3,946.56	2,053.44	0.00	5,680.62	65.78
10E204 2190 2220 00 000000	JH SUPPORT STAFF HEALTH INS	1,500.00	797.63	797.63	702.37	0.00	0.00	53.18
10E303 2190 2220 00 000000	HS Support Staff Health	0.00	0.00	0.00	0.00	0.00	0.00	0.00
10E303 2190 4100 00 000000	HS DIPLOMA/PROGRAM	8,000.00	0.00	0.00	8,000.00	0.00	7,398.05	0.00
10E000 2210 1110 00 000000	IMP INST: SALARY,DIR CUR	91,500.00	7,116.66	57,316.62	34,183.38	0.00	96,996.36	62.64
10E902 2210 1110 30 000000	Title I: Imp Inst Dir	106,500.00	0.00	0.00	106,500.00	0.00	0.00	0.00
10E902 2210 1110 30 105000	ADAMS TITLE I IMP INST DIR	0.00	1,872.58	9,362.90	-9,362.90	0.00	4,094.20	0.00
10E902 2210 1110 30 107000	JEFFERSON TITLE I IMP INST	0.00	1,872.58	9,362.90	-9,362.90	0.00	4,094.20	0.00
10E902 2210 1110 30 108000	LINCOLN TITLE I IMP INST DI	0.00	1,872.58	9,362.90	-9,362.90	0.00	4,094.20	0.00
10E902 2210 1110 30 109000	LONG TITLE I IMP INST DIR	0.00	1,872.58	9,362.90	-9,362.90	0.00	4,094.20	0.00
10E902 2210 1110 30 110000	WASHINGTO TITLE I IMP INST	0.00	1,872.60	9,363.00	-9,363.00	0.00	4,094.20	0.00
10E930 2210 1110 00 105000	AD TITLE I IMP INST	0.00	0.00	2,446.16	-2,446.16	0.00	17,407.00	0.00
10E930 2210 1110 00 107000	JE TITLE I IMP INST	0.00	0.00	2,446.16	-2,446.16	0.00	17,407.00	0.00
10E930 2210 1110 00 108000	LI TITLE I IMP INST	0.00	0.00	2,446.16	-2,446.16	0.00	17,407.00	0.00
10E930 2210 1110 00 109000	LO TITLE I IMP INST	0.00	0.00	2,446.16	-2,446.16	0.00	17,407.00	0.00
10E930 2210 1110 00 110000	WA TITLE I IMP INST	0.00	0.00	2,446.20	-2,446.20	0.00	17,407.60	0.00
10E930 2210 1110 30 000000	TITLE I IMP INST DIR	12,250.00	0.00	0.00	12,250.00	0.00	0.00	0.00
10E902 2210 1120 30 105000	ADAMS TITLE I IMP INST SALA	0.00	0.00	0.00	0.00	0.00	0.00	0.00
10E902 2210 1120 30 107000	JEFFER TITLE I IMP INST SAL	0.00	0.00	0.00	0.00	0.00	0.00	0.00
10E902 2210 1120 30 108000	LINCOL TITLE I IMP INST SAL	0.00	0.00	0.00	0.00	0.00	0.00	0.00
10E902 2210 1120 30 109000	LONGFE TITLE I IMP INST SAL	0.00	0.00	0.00	0.00	0.00	0.00	0.00
10E902 2210 1120 30 110000	WASHIN TITLE I IMP INST SAL	0.00	0.00	0.00	0.00	0.00	0.00	0.00
10E930 2210 1120 30 000000	TITLE I: IMPR INS CO SAL	0.00	0.00	0.00	0.00	0.00	17,595.04	0.00
10E303 2210 1130 00 000001	3 CIRCLE AG GRANT SALARY	2,000.00	223.10	780.85	1,219.15	0.00	2,024.65	39.04

Account Number	Account Level Description Account Number	2021-22 Original Budget	January 2021-22 Monthly Activity	2021-22 FYTD Activity	2021-22 Available Funds	Encumbered Amount	2020-21 FY Activity	2021-22 FYTD %
10	EDUCATIONAL FUND							
10E303 2210 1130 00 000002	LOCAL 3 CIRCLE GRANT	2,000.00	0.00	0.00	2,000.00	0.00	0.00	0.00
10E936 2210 1130 00 000004	Title SIP MJHS Stipend	0.00	0.00	0.00	0.00	0.00	0.00	0.00
10E936 2210 1130 00 000005	Title SIP Adams Stipend	0.00	0.00	0.00	0.00	0.00	0.00	0.00
10E965 2210 1130 30 000000	ESSER III CERT SALARY	58,500.00	0.00	0.00	58,500.00	0.00	0.00	0.00
10E000 2210 1150 00 000000	IMP INST: SALARY,SECRETA	38,602.00	3,216.82	22,517.74	16,084.26	0.00	35,241.84	58.33
10E000 2210 1300 00 000000	Imp.Inst.-Stipends	2,800.00	0.00	0.00	2,800.00	0.00	75.00	0.00
10E902 2210 1300 30 000000	TITLE I STIPENDS	0.00	0.00	0.00	0.00	0.00	0.00	0.00
10E902 2210 1300 30 105000	ADAMS TITLE I STIPENDS	0.00	0.00	0.00	0.00	0.00	0.00	0.00
10E902 2210 1300 30 107000	JEFFERSON TITLE I STIPENDS	0.00	0.00	0.00	0.00	0.00	0.00	0.00
10E902 2210 1300 30 108000	LINCOLN TITLE I STIPENDS	0.00	0.00	0.00	0.00	0.00	0.00	0.00
10E902 2210 1300 30 109000	LONGFELLOW TITLE I STIPENDS	0.00	0.00	0.00	0.00	0.00	0.00	0.00
10E902 2210 1300 30 110000	WASHINGTON TITLE I STIPENDS	0.00	0.00	0.00	0.00	0.00	0.00	0.00
10E930 2210 1300 30 000000	TITLE I: STIPENDS	0.00	0.00	0.00	0.00	0.00	0.00	0.00
10E930 2210 1300 30 105000	Title I Salary-Summer Schoo	0.00	0.00	0.00	0.00	0.00	500.00	0.00
10E930 2210 1300 30 107000	Title I Salary-Summer Schoo	0.00	0.00	0.00	0.00	0.00	2,020.00	0.00
10E930 2210 1300 30 108000	Title I Salary-Summer Schoo	0.00	0.00	0.00	0.00	0.00	2,000.00	0.00
10E930 2210 1300 30 109000	Title I Salary-Summer Schoo	0.00	0.00	0.00	0.00	0.00	2,427.35	0.00
10E930 2210 1300 30 110000	Title I Salary-Summer Schoo	0.00	0.00	0.00	0.00	0.00	2,000.00	0.00
10E935 2210 1300 00 000004	JH TITLE I 1003A STIPENDS	3,616.00	0.00	0.00	3,616.00	0.00	383.40	0.00
10E935 2210 1300 00 000005	AD TITLE I 1003A STIPENDS	1,000.00	0.00	0.00	1,000.00	0.00	0.00	0.00
10E935 2210 1300 00 000007	JE TITLE I 1003A STIPENDS	0.00	0.00	0.00	0.00	0.00	0.00	0.00
10E940 2210 1300 30 000000	ESSER GRANT SALARY	0.00	0.00	0.00	0.00	0.00	23,165.54	0.00
10E960 2210 1300 30 000000	ESSER II IMPR INSTR SALARIE	85,320.00	0.00	2,880.00	82,440.00	0.00	180.00	3.38
10E965 2210 1300 30 000000	ESSER III CERTIFIED SALARY	0.00	540.00	10,260.00	-10,260.00	0.00	0.00	0.00
10E902 2210 2100 30 000000	TITLE I FED TRS	12,100.00	0.00	0.00	12,100.00	0.00	0.00	0.00
10E902 2210 2100 30 105000	AD TITLE I FED TRS	0.00	212.16	1,060.80	-1,060.80	0.00	197.12	0.00
10E902 2210 2100 30 107000	JE TITLE I FED TRS	0.00	212.16	1,060.80	-1,060.80	0.00	197.12	0.00
10E902 2210 2100 30 108000	LI TITLE I FED TRS	0.00	212.16	1,060.80	-1,060.80	0.00	197.12	0.00
10E902 2210 2100 30 109000	LO TITLE I FED TRS	0.00	212.16	1,060.80	-1,060.80	0.00	197.12	0.00
10E902 2210 2100 30 110000	WA TITLE I FED TRS	0.00	212.16	1,060.80	-1,060.80	0.00	197.04	0.00
10E930 2210 2100 00 105000	AD TITLE I FED TRS	0.00	0.00	0.00	0.00	0.00	1,991.40	0.00
10E930 2210 2100 00 107000	JE TITLE I FED TRS	0.00	0.00	0.00	0.00	0.00	1,991.40	0.00
10E930 2210 2100 00 108000	LI TITLE I FED TRS	0.00	0.00	0.00	0.00	0.00	1,991.40	0.00
10E930 2210 2100 00 109000	LO TITLE I FED TRS	0.00	0.00	0.00	0.00	0.00	1,991.40	0.00
10E930 2210 2100 00 110000	WA TITLE I FED TRS	0.00	0.00	0.00	0.00	0.00	1,991.00	0.00
10E930 2210 2100 30 000000	TITLE I: IMP INST RET 10	0.00	0.00	0.00	0.00	0.00	2,012.80	0.00
10E930 2210 2100 30 105000	Title I Fed TRS-Summer Scho	0.00	0.00	0.00	0.00	0.00	53.28	0.00
10E930 2210 2100 30 107000	Title I Fed TRS-Summer Scho	0.00	0.00	0.00	0.00	0.00	215.12	0.00

Account Number	Account Level Description Account Number	2021-22 Original Budget	January 2021-22 Monthly Activity	2021-22 FYTD Activity	2021-22 Available Funds	Encumbered Amount	2020-21 FY Activity	2021-22 FYTD %
10	EDUCATIONAL FUND							
10E930 2210 2100 30 108000	Title I Fed TRS-Summer Scho	0.00	0.00	0.00	0.00	0.00	212.98	0.00
10E930 2210 2100 30 109000	Title I FED TRS-Summer Scho	0.00	0.00	0.00	0.00	0.00	257.14	0.00
10E930 2210 2100 30 110000	Title I Fed TRS-Summer Scho	0.00	0.00	0.00	0.00	0.00	212.98	0.00
10E935 2210 2100 00 000004	TITLE II FED TRS	410.00	0.00	0.00	410.00	0.00	8.58	0.00
10E935 2210 2100 00 000005	TITLE SIP FED TRS	114.00	0.00	0.00	114.00	0.00	0.00	0.00
10E940 2210 2100 30 000000	ESSER GRANT FED TRS	0.00	0.00	0.00	0.00	0.00	800.44	0.00
10E960 2210 2100 30 000000		9,700.00	0.00	326.29	9,373.71	0.00	20.59	3.36
10E965 2210 2100 30 000000	ESSER III FED TRS	0.00	61.18	1,080.75	-1,080.75	0.00	0.00	0.00
10E000 2210 2110 00 000000	IMP INST: TRS 9%	9,600.00	703.84	5,668.66	3,931.34	0.00	9,598.84	59.05
10E303 2210 2110 00 000001	3 CIRCLE AG GRANT TRS 9%	400.00	22.06	77.21	322.79	0.00	205.92	19.30
10E902 2210 2110 30 000000	TITLE I 9% TRS	10,600.00	0.00	0.00	10,600.00	0.00	0.00	0.00
10E902 2210 2110 30 105000	AD TITLE I TRS 9%	0.00	185.22	926.09	-926.09	0.00	170.40	0.00
10E902 2210 2110 30 107000	JE TITLE I TRS 9%	0.00	185.22	926.09	-926.09	0.00	170.40	0.00
10E902 2210 2110 30 108000	LI TITLE I TRS 9%	0.00	185.22	926.09	-926.09	0.00	170.40	0.00
10E902 2210 2110 30 109000	LO TITLE I TRS 9%	0.00	185.22	926.09	-926.09	0.00	170.40	0.00
10E902 2210 2110 30 110000	WA TITLE I TRS 9%	0.00	185.14	925.74	-925.74	0.00	170.44	0.00
10E930 2210 2110 00 105000	AD TITLE I TRS 9%	0.00	0.00	0.00	0.00	0.00	1,963.53	0.00
10E930 2210 2110 00 107000	JE TITLE I TRS 9%	0.00	0.00	0.00	0.00	0.00	1,963.53	0.00
10E930 2210 2110 00 108000	LI TITLE I TRS 9%	0.00	0.00	0.00	0.00	0.00	1,963.53	0.00
10E930 2210 2110 00 109000	LO TITLE I TRS 9%	0.00	0.00	0.00	0.00	0.00	1,963.53	0.00
10E930 2210 2110 00 110000	WA TITLE I TRS 9%	0.00	0.00	0.00	0.00	0.00	1,963.51	0.00
10E930 2210 2110 30 000000	TITLE I: TRS 9.8901	0.00	0.00	0.00	0.00	0.00	1,740.16	0.00
10E930 2210 2110 30 105000	Title I TRS-Summer School	0.00	0.00	0.00	0.00	0.00	49.36	0.00
10E930 2210 2110 30 107000	Title I TRS-Summer School	0.00	0.00	0.00	0.00	0.00	199.78	0.00
10E930 2210 2110 30 108000	Title I TRS-Summer School	0.00	0.00	0.00	0.00	0.00	197.80	0.00
10E930 2210 2110 30 109000	Title I TRS-Summer School	0.00	0.00	0.00	0.00	0.00	240.07	0.00
10E930 2210 2110 30 110000	Title I TRS-Summer School	0.00	0.00	0.00	0.00	0.00	197.80	0.00
10E935 2210 2110 00 000004	TITLE II TRS 9%	358.00	0.00	0.00	358.00	0.00	31.98	0.00
10E935 2210 2110 00 000005	TITLE SIP TRS	99.00	0.00	0.00	99.00	0.00	0.00	0.00
10E940 2210 2110 30 000000	ESSER TRS 9%	0.00	0.00	0.00	0.00	0.00	2,021.06	0.00
10E960 2210 2110 30 000000		8,500.00	0.00	284.83	8,215.17	0.00	17.80	3.35
10E965 2210 2110 30 000000	ESSER III TRS	5,800.00	53.41	996.83	4,803.17	0.00	0.00	17.19
10E000 2210 2120 00 000000	IMP INST: IMRF	1,800.00	151.58	1,061.05	738.95	0.00	1,660.56	58.95
10E902 2210 2120 30 000000	TITLE I IMRF	0.00	0.00	0.00	0.00	0.00	0.00	0.00
10E930 2210 2120 30 000000	TITLE 1: IMRF	0.00	0.00	0.00	0.00	0.00	0.00	0.00
10E940 2210 2120 30 000000	ESSER IMRF 4.5%	0.00	0.00	0.00	0.00	0.00	50.55	0.00
10E000 2210 2170 00 000000	IMP INST: TRS .58%	700.00	45.56	366.92	333.08	0.00	621.26	52.42
10E303 2210 2170 00 000001	3 CIRCLE AG GRANT TRS .58%	25.00	1.42	4.97	20.03	0.00	13.41	19.88

Account Number	Account Level Description	2021-22	January 2021-22	2021-22	2021-22	Encumbered	2020-21	2021-22
	Account Number	Original Budget	Monthly Activity	FYTD Activity	Available Funds	Amount	FY Activity	FYTD %
10	EDUCATIONAL FUND							
10E902 2210 2170 30 000000	TITLE I .58% TRS	700.00	0.00	0.00	700.00	0.00	0.00	0.00
10E902 2210 2170 30 105000	AD TITLE I TRS .58%	0.00	11.98	59.90	-59.90	0.00	11.04	0.00
10E902 2210 2170 30 107000	JE TITLE I TRS .58%	0.00	11.98	59.90	-59.90	0.00	11.04	0.00
10E902 2210 2170 30 108000	LI TITLE I TRS .58%	0.00	11.98	59.90	-59.90	0.00	11.04	0.00
10E902 2210 2170 30 109000	LO TITLE I TRS .58%	0.00	11.98	59.90	-59.90	0.00	11.04	0.00
10E902 2210 2170 30 110000	WA TITLE I TRS .58%	0.00	12.02	60.11	-60.11	0.00	10.99	0.00
10E930 2210 2170 00 105000	AD TITLE I TRS .58%	0.00	0.00	0.00	0.00	0.00	127.25	0.00
10E930 2210 2170 00 107000	JE TITLE I TRS .58%	0.00	0.00	0.00	0.00	0.00	127.25	0.00
10E930 2210 2170 00 108000	LI TITLE I TRS .58%	0.00	0.00	0.00	0.00	0.00	127.25	0.00
10E930 2210 2170 00 109000	LO TITLE I TRS .58%	0.00	0.00	0.00	0.00	0.00	127.25	0.00
10E930 2210 2170 00 110000	WA TITLE I TRS .58%	0.00	0.00	0.00	0.00	0.00	126.67	0.00
10E930 2210 2170 30 000000	TITLE I: TRS .58%	0.00	0.00	0.00	0.00	0.00	112.64	0.00
10E930 2210 2170 30 105000	Title I .58% TRS-Summer Sch	0.00	0.00	0.00	0.00	0.00	3.42	0.00
10E930 2210 2170 30 107000	Title I .58% TRS-Summer Sch	0.00	0.00	0.00	0.00	0.00	12.87	0.00
10E930 2210 2170 30 108000	Title I .58% TRS-Summer Sch	0.00	0.00	0.00	0.00	0.00	12.75	0.00
10E930 2210 2170 30 109000	Title I .58% TRS-Summer Sch	0.00	0.00	0.00	0.00	0.00	15.47	0.00
10E930 2210 2170 30 110000	Title I .58% TRS-Summer Sch	0.00	0.00	0.00	0.00	0.00	12.75	0.00
10E935 2210 2170 00 000004	TITLE II TRS .58%	24.00	0.00	0.00	24.00	0.00	2.41	0.00
10E935 2210 2170 00 000005	TITLE SIP TRS .58%	7.00	0.00	0.00	7.00	0.00	0.00	0.00
10E940 2210 2170 30 000000	ESSER TITLE TRS .58%	0.00	0.00	0.00	0.00	0.00	131.61	0.00
10E960 2210 2170 30 000000		545.00	0.00	18.43	526.57	0.00	1.15	3.38
10E965 2210 2170 30 000000	ESSER III TRS .58%	375.00	3.46	64.47	310.53	0.00	0.00	17.19
10E000 2210 2220 00 000000	IMP INST: HEALTH INSUR	28,600.00	2,383.26	16,466.14	12,133.86	0.00	12,551.30	57.57
10E902 2210 2220 30 000000	TITLE I HEALTH INSURANCE	3,800.00	0.00	0.00	3,800.00	0.00	0.00	0.00
10E902 2210 2220 30 105000	AD TITLE I HEALTH INS	0.00	345.10	1,725.50	-1,725.50	0.00	598.92	0.00
10E902 2210 2220 30 107000	JE TITLE I HEALTH INS	0.00	345.10	1,725.50	-1,725.50	0.00	598.92	0.00
10E902 2210 2220 30 108000	LI TITLE I HEALTH INS	0.00	345.10	1,725.50	-1,725.50	0.00	598.92	0.00
10E902 2210 2220 30 109000	LO TITLE I HEALTH INS	0.00	345.10	1,725.50	-1,725.50	0.00	598.92	0.00
10E902 2210 2220 30 110000	WA TITLE I HEALTH INS	0.00	345.10	1,725.50	-1,725.50	0.00	598.94	0.00
10E930 2210 2220 00 105000	AD TITLE I HEALTH INS	0.00	0.00	658.82	-658.82	0.00	3,137.20	0.00
10E930 2210 2220 00 107000	JE TITLE I HEALTH INS	0.00	0.00	658.82	-658.82	0.00	3,137.20	0.00
10E930 2210 2220 00 108000	LI TITLE I HEALTH INS	0.00	0.00	658.82	-658.82	0.00	3,137.20	0.00
10E930 2210 2220 00 109000	LO TITLE I HEALTH INS	0.00	0.00	658.82	-658.82	0.00	3,137.20	0.00
10E930 2210 2220 00 110000	WA TITLE I HEALTH INS	0.00	0.00	658.84	-658.84	0.00	3,137.40	0.00
10E930 2210 2220 30 000000	TITLE I: HEALTH INS	3,295.00	0.00	0.00	3,295.00	0.00	2,391.84	0.00
10E303 2210 2225 00 000001	3 CIRCLE AG GRANT TRS THIS	0.00	0.00	0.00	0.00	0.00	0.00	0.00
10E000 2210 2250 00 000000	IMP INST: INS .5% TRS	2,300.00	122.78	988.85	1,311.15	0.00	2,303.58	42.99
10E303 2210 2250 00 000001	HS 3 CIRCLE TRS HEALTH INS	80.00	3.84	13.44	66.56	0.00	51.52	16.80

Account Number	Account Level Description Account Number	2021-22 Original Budget	January 2021-22 Monthly Activity	2021-22 FYTD Activity	2021-22 Available Funds	Encumbered Amount	2020-21 FY Activity	2021-22 FYTD %
10	EDUCATIONAL FUND							
10E902 2210 2250 30 000000	TITLE I TRS HEALTH	1,900.00	0.00	0.00	1,900.00	0.00	0.00	0.00
10E902 2210 2250 30 105000	AD TITLE I TRS HEALTH INS	0.00	32.30	161.50	-161.50	0.00	-34.16	0.00
10E902 2210 2250 30 107000	JE TITLE I TRS HEALTH INS	0.00	32.30	161.50	-161.50	0.00	59.64	0.00
10E902 2210 2250 30 108000	LI TITLE I TRS HEALTH INS	0.00	32.30	161.50	-161.50	0.00	59.64	0.00
10E902 2210 2250 30 109000	LO TITLE I TRS HEALTH INS	0.00	32.30	161.50	-161.50	0.00	59.64	0.00
10E902 2210 2250 30 110000	WA TITLE I TRS HEALTH INS	0.00	32.34	161.71	-161.71	0.00	59.72	0.00
10E930 2210 2250 00 105000	AD TITLE I TRS HEALTH INS	0.00	0.00	0.00	0.00	0.00	471.27	0.00
10E930 2210 2250 00 107000	JE TITLE I TRS HEALTH INS	0.00	0.00	0.00	0.00	0.00	471.27	0.00
10E930 2210 2250 00 108000	LI TITLE I TRS HEALTH INS	0.00	0.00	0.00	0.00	0.00	471.27	0.00
10E930 2210 2250 00 109000	LO TITLE I TRS HEALTH INS	0.00	0.00	0.00	0.00	0.00	471.27	0.00
10E930 2210 2250 00 110000	WA TITLE I TRS HEALTH INS	0.00	0.00	0.00	0.00	0.00	471.29	0.00
10E930 2210 2250 30 000000	TITLE I: HEALT INS TRS .	0.00	0.00	0.00	0.00	0.00	378.96	0.00
10E930 2210 2250 30 105000	Title I TRS INS.-Summer Sch	0.00	0.00	0.00	0.00	0.00	11.84	0.00
10E930 2210 2250 30 107000	Title I TRS INS.-Summer Sch	0.00	0.00	0.00	0.00	0.00	47.95	0.00
10E930 2210 2250 30 108000	Title I TRS INS.-Summer Sch	0.00	0.00	0.00	0.00	0.00	47.47	0.00
10E930 2210 2250 30 109000	Title I TRS INS.-Summer Sch	0.00	0.00	0.00	0.00	0.00	57.62	0.00
10E930 2210 2250 30 110000	Title I TRS INS.-Summer Sch	0.00	0.00	0.00	0.00	0.00	47.47	0.00
10E935 2210 2250 00 000004	TITLE II TRS HEALTH	63.00	0.00	0.00	63.00	0.00	7.96	0.00
10E935 2210 2250 00 000005	TITLE SIP TRS THIS	18.00	0.00	0.00	18.00	0.00	0.00	0.00
10E940 2210 2250 30 000000	ESSER TRS HEALTH INS	0.00	0.00	0.00	0.00	0.00	492.97	0.00
10E960 2210 2250 30 000000		1,475.00	0.00	49.68	1,425.32	0.00	4.27	3.37
10E965 2210 2250 30 000000	ESSER III TRS THIS	1,010.00	9.32	174.07	835.93	0.00	0.00	17.23
10E000 2210 3140 00 000001	IMP INST: CONTRACTUAL	1,000.00	0.00	0.00	1,000.00	0.00	0.00	0.00
10E902 2210 3140 30 000000	TITLE I CONTRACTUAL/STIPEND	33,600.00	0.00	0.00	33,600.00	0.00	0.00	0.00
10E902 2210 3140 30 105000	ADAMS TITLE I CONTRACTUAL	0.00	0.00	0.00	0.00	0.00	1,076.00	0.00
10E902 2210 3140 30 107000	JEFFERSON TITLE I CONTRACTU	0.00	0.00	0.00	0.00	0.00	2,154.00	0.00
10E902 2210 3140 30 108000	LINCOLN TITLE I CONTRACTUAL	0.00	0.00	0.00	0.00	0.00	4,308.00	0.00
10E902 2210 3140 30 109000	Title I PURCHASE SERVICES	0.00	0.00	0.00	0.00	0.00	2,154.00	0.00
10E902 2210 3140 30 110000	WASHINGTON TITLE I CONTRACT	0.00	0.00	0.00	0.00	0.00	4,308.00	0.00
10E930 2210 3140 30 000000	TITLE I: CONTRACTUAL/STIPEN	9,500.00	0.00	0.00	9,500.00	0.00	0.00	0.00
10E930 2210 3140 30 105000	AD TITLE I PURCH SERV	0.00	0.00	864.00	-864.00	0.00	0.00	0.00
10E930 2210 3140 30 107000	JE TITLE I PURCH SERV	0.00	0.00	1,260.00	-1,260.00	0.00	500.00	0.00
10E930 2210 3140 30 108000	LI TITLE I PURCH SERV	0.00	0.00	2,196.00	-2,196.00	0.00	0.00	0.00
10E930 2210 3140 30 109000	LO TITLE I PURCH SERV	0.00	0.00	2,760.00	-2,760.00	0.00	0.00	0.00
10E930 2210 3140 30 110000	WA TITLE I PURCH SERV	0.00	0.00	2,340.00	-2,823.05	483.05	0.00	0.00
10E960 2210 3140 30 000000	ESSER II PURCHASED SERVICES	30,000.00	0.00	29,969.71	30.29	0.00	7,387.00	99.90
10E965 2210 3140 00 000000	ESSER III PURCHASE SERVICES	15,500.00	0.00	30,853.95	-15,353.95	0.00	0.00	199.06
10E000 2210 3190 00 000000	IMP INST: AMERICORPS	20,300.00	0.00	20,468.00	-168.00	0.00	13,905.20	100.83

Account Number	Account Level Description Account Number	2021-22 Original Budget	January 2021-22 Monthly Activity	2021-22 FYTD Activity	2021-22 Available Funds	Encumbered Amount	2020-21 FY Activity	2021-22 FYTD %
10	EDUCATIONAL FUND							
10E000 2210 3190 00 000001	Imp.Inst.-Conf.Reg.Fees	1,000.00	0.00	0.00	825.00	175.00	0.00	0.00
10E000 2210 3190 00 000002	Imp.Inst.-Contr.Services	15,000.00	0.00	2,175.90	12,824.10	0.00	13,426.99	14.51
10E935 2210 3190 00 000004	JH TITLE I 1003A PURCHASE S	6,000.00	0.00	1,804.73	4,195.27	0.00	3,750.00	30.08
10E935 2210 3190 00 000005	AD TITLE I 1003A PURHCASE S	3,000.00	0.00	240.63	2,759.37	0.00	500.00	8.02
10E935 2210 3190 00 000007	JE TITLE I 1003A PURCHASE S	0.00	0.00	0.00	0.00	0.00	0.00	0.00
10E936 2210 3190 00 000004	MJHS TITLE I SIP PUR.SERV.	0.00	0.00	0.00	0.00	0.00	0.00	0.00
10E936 2210 3190 00 000005	Title SIP Adams Purchase Se	0.00	0.00	0.00	0.00	0.00	0.00	0.00
10E940 2210 3190 30 000000	ESSER PURCHASE SERVICE	0.00	0.00	0.00	0.00	0.00	2,796.00	0.00
10E000 2210 3320 00 000000	IMP INST: TRAVEL	2,000.00	0.00	1,168.08	-416.08	1,248.00	175.00	58.40
10E303 2210 3320 00 000004	AG GRANT: TRAVEL/REGISTRATI	200.00	0.00	0.00	200.00	0.00	200.00	0.00
10E902 2210 3320 30 000000	TITLE I TRAVEL	0.00	0.00	0.00	0.00	0.00	0.00	0.00
10E902 2210 3320 30 105000	ADAMS TITLE I TRAVEL	0.00	0.00	0.00	0.00	0.00	0.00	0.00
10E902 2210 3320 30 107000	JEFFERSON TITLE I TRAVEL	0.00	0.00	0.00	0.00	0.00	0.00	0.00
10E902 2210 3320 30 108000	LINCOLN TITLE I TRAVEL	0.00	0.00	0.00	0.00	0.00	0.00	0.00
10E902 2210 3320 30 109000	LONGFELLOW TITLE I TRAVEL	0.00	0.00	0.00	0.00	0.00	0.00	0.00
10E902 2210 3320 30 110000	WASHINGTON TITLE I TRAVEL	0.00	0.00	0.00	0.00	0.00	0.00	0.00
10E930 2210 3320 30 000000	TITLE I: IMP INS TRAVEL	0.00	0.00	0.00	0.00	0.00	0.00	0.00
10E000 2210 4100 00 000000	IMP INST: SUPPLIES	2,000.00	0.00	953.05	1,046.95	0.00	1,089.71	47.65
10E902 2210 4100 30 105000	ADAMS TITLE I SUPPLIES	0.00	0.00	0.00	0.00	0.00	0.00	0.00
10E902 2210 4100 30 107000	JEFFERSON TITLE I SUPPLIES	0.00	0.00	0.00	0.00	0.00	0.00	0.00
10E902 2210 4100 30 108000	LINCOLN TITLE I SUPPLIES	0.00	0.00	0.00	0.00	0.00	0.00	0.00
10E902 2210 4100 30 109000	LONGFELLOW TITLE I SUPPLIES	0.00	0.00	0.00	0.00	0.00	0.00	0.00
10E902 2210 4100 30 110000	WASHINGTON TITLE I SUPPLIES	0.00	0.00	0.00	0.00	0.00	0.00	0.00
10E930 2210 4100 30 000000	TITLE I: IMPRV INST SUPL	0.00	0.00	0.00	0.00	0.00	0.00	0.00
10E000 2210 5400 00 000000	Imp of Instruction Capital	1,000.00	0.00	955.19	-854.19	899.00	0.00	95.52
10E000 2210 6400 00 000000	IMP INST: DUES/FEES	1,100.00	0.00	0.00	43.54	1,056.46	59.00	0.00
10E935 2211 2100 00 000005	TITLE SIP TRS	0.00	0.00	0.00	0.00	0.00	0.00	0.00
10E935 2211 2170 00 000005	TITLE SIP TRS .58%	0.00	0.00	0.00	0.00	0.00	0.00	0.00
10E935 2211 2250 00 000005	TITLE SIP TRS THIS	0.00	0.00	0.00	0.00	0.00	0.00	0.00
10E965 2220 1100 30 000000	ESSER III LEARNING LOSS SAL	0.00	1,005.00	4,008.00	-4,008.00	0.00	0.00	0.00
10E000 2222 4300 00 000004	MEDIA: GRANT-STATE LIBR	3,000.00	-2,335.21	1,630.47	389.65	979.88	1,367.27	54.35
10E000 2222 4300 00 000005	Media: Kent State Univ. Gra	0.00	0.00	0.00	0.00	0.00	0.00	0.00
10E000 2222 4300 00 000006	FED BACK TO BOOKS GRANT	0.00	0.00	355.90	-2,747.80	2,391.90	0.00	0.00
10E000 2222 4300 00 000007	ISL ROAD TO RECOVERY GRANT	0.00	21,862.17	22,180.77	-22,180.77	0.00	0.00	0.00
10E105 2222 4300 00 000000	ADAMS MEDIA LIBRARY	1,000.00	0.00	916.39	0.00	83.61	1,003.58	91.64
10E107 2222 4300 00 000000	JEFFERSON MEDIA LIBRARY	2,100.00	91.23	1,876.96	0.00	223.04	2,109.76	89.38
10E108 2222 4300 00 000000	LINCOLN MEDIA LIBRARY	3,700.00	141.14	3,204.24	0.00	495.76	3,702.96	86.60
10E109 2222 4300 00 000000	LONGFELLOW MEDIA LIBRARY	2,400.00	114.71	2,221.40	0.00	178.60	2,402.53	92.56

Account Number	Account Level Description Account Number	2021-22 Original Budget	January 2021-22 Monthly Activity	2021-22 FYTD Activity	2021-22 Available Funds	Encumbered Amount	2020-21 FY Activity	2021-22 FYTD %
10	EDUCATIONAL FUND							
10E110 2222 4300 00 000000	WASHINGTON MEDIA LIBRARY	3,300.00	116.50	2,791.69	0.00	508.31	3,003.77	84.60
10E204 2222 4300 00 000000	JH MEDIA LIBRARY	7,500.00	0.00	2,806.17	4,029.49	664.34	7,589.02	37.42
10E204 2222 4300 00 000001	JH SNAPDRAGON BOOK GRANT	0.00	0.00	0.00	0.00	0.00	693.05	0.00
10E303 2222 4300 00 000000	HS MEDIA LIBRARY	8,500.00	867.79	4,374.84	333.88	3,791.28	7,950.06	51.47
10E000 2223 4900 00 000002	MEDIA: Follett Software-All	9,900.00	0.00	2,270.19	5,359.62	2,270.19	5,213.81	22.93
10E105 2223 4900 00 000000	ADAMS MEDIA AV	1,000.00	83.59	771.05	0.43	228.52	1,095.68	77.11
10E107 2223 4900 00 000000	JEFFERSON MEDIA AV	700.00	7.89	489.37	3.59	207.04	736.64	69.91
10E108 2223 4900 00 000000	LINCOLN MEDIA AV	1,000.00	82.49	458.04	7.53	534.43	998.18	45.80
10E109 2223 4900 00 000000	LONGFELLOW MEDIA AV	1,000.00	126.52	591.71	2.28	406.01	972.54	59.17
10E110 2223 4900 00 000000	WASHINGTON MEDIA AV	1,000.00	37.34	384.19	2.87	612.94	990.80	38.42
10E204 2223 4900 00 000000	JH MEDIA AV	2,000.00	249.99	1,128.91	871.09	0.00	1,666.77	56.45
10E303 2223 4900 00 000000	HS MEDIA AV	2,000.00	138.20	1,753.60	108.20	138.20	1,887.17	87.68
10E000 2225 1140 00 000000	TECH: SALARY	254,000.00	20,512.32	150,728.24	103,271.76	0.00	238,044.94	59.34
10E000 2225 2120 00 000000	TECH: IMRF	12,350.00	964.30	6,816.03	5,533.97	0.00	10,921.14	55.19
10E000 2225 2220 00 000000	TECH: HEALTH INSURANCE	32,000.00	2,631.04	18,178.08	13,821.92	0.00	31,646.48	56.81
10E000 2225 3190 00 000000	TECH: CONTRACTUAL	200,000.00	0.00	259,070.66	-99,155.66	40,085.00	159,104.24	129.54
10E000 2225 3320 00 000000	TECH: TRAVEL	4,000.00	0.00	1,697.53	2,710.67	0.00	145.00	42.44
10E000 2225 4100 00 000000	TECH: SUPPLIES	100,000.00	412.76	3,550.46	80,593.21	15,856.33	82,475.06	3.55
10E000 2225 5400 00 000000	TECH: CAP OUTLAY	15,000.00	0.00	15,298.87	-21,613.14	21,314.27	6,725.00	101.99
10E000 2225 5400 00 000001	TECH: CAP OUTLAY 2500+	7,500.00	0.00	0.00	7,500.00	0.00	0.00	0.00
10E000 2225 6400 00 000000	TECH: DUES/FEES	500.00	0.00	75.00	425.00	0.00	380.00	15.00
10E000 2230 3160 00 000001	TESTING: ELEM.	1,000.00	0.00	0.00	1,000.00	0.00	0.00	0.00
10E000 2230 3160 00 000002	TESTING; JUNIOR HI	2,000.00	0.00	0.00	2,000.00	0.00	0.00	0.00
10E000 2230 3160 00 000003	TESTING: HIGH SCHOOL	2,000.00	0.00	0.00	2,000.00	0.00	-761.00	0.00
10E902 2230 3190 30 000000	Assessment & Testing Pur. S	47,099.00	0.00	10,050.00	33,829.00	3,220.00	9,258.00	21.34
10E902 2230 3190 30 105000	ADAMS TITLE ASSESSMENT & TE	0.00	0.00	0.00	0.00	0.00	0.00	0.00
10E902 2230 3190 30 107000	JEFFER TITLE ASSESSMENT & T	0.00	0.00	0.00	0.00	0.00	0.00	0.00
10E902 2230 3190 30 108000	LINCOL TITLE ASSESSMENT & T	0.00	0.00	0.00	0.00	0.00	0.00	0.00
10E902 2230 3190 30 109000	LONGFE TITLE ASSESSMENT & T	0.00	0.00	0.00	0.00	0.00	0.00	0.00
10E902 2230 3190 30 110000	WASH TITLE ASSESSMENT & TES	0.00	0.00	0.00	0.00	0.00	0.00	0.00
10E930 2230 3190 30 000000	TITLE I ASSMT. & TESTING PS	12,900.00	0.00	0.00	12,900.00	0.00	9,145.00	0.00
10E930 2230 3190 30 105000	AD TITLE I PURCHASE SERVICE	0.00	0.00	1,045.00	-1,045.00	0.00	872.00	0.00
10E930 2230 3190 30 107000	JE TITLE I PURCHASE SERVICE	0.00	0.00	3,252.00	-3,252.00	0.00	4,960.00	0.00
10E930 2230 3190 30 108000	LI TITLE I PURCHASE SERVICE	0.00	0.00	2,500.00	-2,500.00	0.00	9,957.75	0.00
10E930 2230 3190 30 109000	LO TITLE I PURCHASE SERVICE	0.00	0.00	3,581.25	-3,581.25	0.00	6,827.50	0.00
10E930 2230 3190 30 110000	WA TITLE I PURCHASE SERVICE	0.00	0.00	2,500.00	-2,500.00	0.00	6,960.00	0.00
10E940 2230 3190 30 000000	ESSER GRANT ASSESSMENT TEST	0.00	0.00	0.00	0.00	0.00	249.00	0.00
10E965 2230 3190 00 000000	ESSER III PURCHASE SERVICES	76,125.00	0.00	0.00	25,375.00	50,750.00	0.00	0.00

Account Number	Account Level Description Account Number	2021-22 Original Budget	January 2021-22 Monthly Activity	2021-22 FYTD Activity	2021-22 Available Funds	Encumbered Amount	2020-21 FY Activity	2021-22 FYTD %
10	EDUCATIONAL FUND							
10E000 2230 4100 00 000000	TESTING: DISTRICT	5,000.00	0.00	0.00	5,000.00	0.00	0.00	0.00
10E000 2310 3190 00 000000	BD FINANCIAL MANAGEMENT SER	16,886.00	0.00	17,635.75	-749.75	0.00	16,495.50	104.44
10E000 2310 3320 00 000000	BD: TRAVEL	6,000.00	0.00	260.00	5,740.00	0.00	0.00	4.33
10E000 2310 3820 00 000000	BD: SUMMER YOUTH CAMPS INSU	6,500.00	0.00	216.00	6,284.00	0.00	216.00	3.32
10E000 2310 3900 00 000000	BD: OTHER	1,000.00	0.00	494.99	505.01	0.00	6,848.31	49.50
10E000 2310 4100 00 000000	BD: SUPPLIES	2,500.00	0.00	111.39	1,966.74	421.87	2,463.49	4.46
10E000 2310 6400 00 000000	BD: DUES/FEES	15,000.00	0.00	12,671.52	2,328.48	0.00	11,837.00	84.48
10E000 2321 1110 00 000000	ADMIN: SALARY	213,109.00	17,642.38	124,896.66	88,212.34	0.00	205,542.24	58.61
10E000 2321 1150 00 000000	ADMIN: SALARY, SECRETARY	50,000.00	4,166.66	29,166.62	20,833.38	0.00	44,144.64	58.33
10E000 2321 2100 00 000000	ADMIN: TRS-R	4,599.00	0.00	4,598.15	0.85	0.00	4,455.02	99.98
10E000 2321 2110 00 000000	ADMIN: TRS 9%	21,077.00	1,744.84	12,352.35	8,724.65	0.00	20,328.24	58.61
10E000 2321 2120 00 000000	ADMIN: IMRF	2,500.00	196.34	1,374.37	1,125.63	0.00	2,080.08	54.97
10E000 2321 2170 00 000000	ADMIN: TRS .58%	1,359.00	112.94	799.56	559.44	0.00	1,315.91	58.83
10E000 2321 2220 00 000000	ADMIN: HEALTH INSUR	20,395.00	1,725.50	11,921.62	8,473.38	0.00	18,680.82	58.45
10E000 2321 2250 00 000000	ADMIN: HEALTH INS .5%	3,677.00	304.38	2,154.82	1,522.18	0.00	4,878.72	58.60
10E000 2321 3320 00 000000	ADMIN: TRAVEL	1,000.00	256.00	1,599.25	-599.25	0.00	832.50	159.93
10E000 2321 3900 00 000000	ADMIN: OTHER	1,155.00	0.00	2,311.07	-1,156.07	0.00	1,725.00	200.09
10E000 2321 4100 00 000000	ADMIN: SUPPLIES	0.00	0.00	0.00	0.00	0.00	0.00	0.00
10E000 2321 6400 00 000000	ADMIN: DUES/FEES	2,100.00	0.00	2,323.53	-223.53	0.00	1,706.09	110.64
10E000 2321 8000 00 000000	ADMIN: POST RETIREMENT	0.00	0.00	0.00	0.00	0.00	0.00	0.00
10E105 2410 1110 00 000000	ADAMS PRINCIPAL SALARY	93,810.00	7,765.16	55,368.14	38,441.86	0.00	88,311.30	59.02
10E107 2410 1110 00 000000	JEFFERSON PRINCIPAL SALARY	84,000.00	6,461.52	38,769.12	45,230.88	0.00	123,112.88	46.15
10E108 2410 1110 00 000000	LINCOLN PRINCIPAL SALARY	190,000.00	15,661.20	111,516.12	78,483.88	0.00	181,574.96	58.69
10E109 2410 1110 00 000000	LONGFELLOW PRINCIPAL SALARY	89,100.00	7,304.30	52,104.62	36,995.38	0.00	84,685.60	58.48
10E110 2410 1110 00 000000	WASHINGTON PRINCIPAL SALARY	175,100.00	14,421.42	102,909.86	72,190.14	0.00	167,275.87	58.77
10E204 2410 1110 00 000000	JH PRINCIPAL SALARY	257,000.00	14,850.18	106,395.90	150,604.10	0.00	270,669.28	41.40
10E303 2410 1110 00 000000	HIGH SCHOOL PRINCIPAL SALAR	373,600.00	31,777.00	223,414.08	150,185.92	0.00	367,199.52	59.80
10E105 2410 1150 00 000000	ADAMS PRINCIPAL SECRETARY	47,000.00	3,669.44	27,461.75	19,538.25	0.00	43,583.70	58.43
10E107 2410 1150 00 000000	JEFFERSON PRINCIPAL SECRETA	37,000.00	3,044.13	21,209.67	15,790.33	0.00	35,143.68	57.32
10E108 2410 1150 00 000000	LINCOLN PRINCIPAL SECRETARY	50,000.00	4,087.52	28,391.00	21,609.00	0.00	45,803.24	56.78
10E109 2410 1150 00 000000	LONGFELLOW PRINCIPAL SECRET	53,000.00	4,754.36	31,435.84	21,564.16	0.00	49,283.76	59.31
10E110 2410 1150 00 000000	WASHINGTON PRINCIPAL SECRET	41,000.00	3,233.58	23,322.93	17,677.07	0.00	37,661.12	56.89
10E204 2410 1150 00 000000	JH PRINCIPAL SECRETARY SALA	66,000.00	5,474.98	37,985.54	28,014.46	0.00	61,066.68	57.55
10E303 2410 1150 00 000000	HS PRINCIPAL SECRETARY SALA	69,000.00	5,451.22	42,004.85	26,995.15	0.00	67,870.28	60.88
10E105 2410 1200 00 000000	ADAMS PRIN SUB SECRETARY	200.00	84.00	273.75	-73.75	0.00	0.00	136.88
10E107 2410 1200 00 000000	JEFFERSON PRIN SUB SECRETAR	200.00	0.00	0.00	200.00	0.00	0.00	0.00
10E108 2410 1200 00 000000	LINCOLN PRIN SUB SECRETARY	200.00	0.00	2,268.38	-2,068.38	0.00	20.00	1,134.19
10E109 2410 1200 00 000000	LONGFELLOW PRIN SUB SECRETA	200.00	0.00	0.00	200.00	0.00	0.00	0.00

Account Number	Account Level Description Account Number	2021-22 Original Budget	January 2021-22 Monthly Activity	2021-22 FYTD Activity	2021-22 Available Funds	Encumbered Amount	2020-21 FY Activity	2021-22 FYTD %
10	EDUCATIONAL FUND							
10E110 2410 1200 00 000000	WASHINGTON PRIN SUB SECRETA	200.00	0.00	255.75	-55.75	0.00	0.00	127.88
10E204 2410 1200 00 000000	JH PRIN SUB SECRETARY	200.00	0.00	0.00	200.00	0.00	0.00	0.00
10E303 2410 1200 00 000000	HS PRINCIPAL SEC SUB SALARY	200.00	0.00	0.00	200.00	0.00	0.00	0.00
10E108 2410 1300 00 000000	LINCOLN PRINCIPAL EXTRA SAL	3,800.00	316.66	2,216.62	1,583.38	0.00	3,799.92	58.33
10E105 2410 2110 00 000000	ADAMS PRINCIPAL TRS	9,300.00	767.98	5,111.15	4,188.85	0.00	8,025.81	54.96
10E107 2410 2110 00 000000	JEFFERSON PRINCIPAL TRS	8,320.00	639.06	3,834.36	4,485.64	0.00	10,480.10	46.09
10E108 2410 2110 00 000000	LINCOLN PRINCIPAL TRS	19,200.00	1,580.22	9,728.80	9,471.20	0.00	15,351.20	50.67
10E109 2410 2110 00 000000	LONGFELLOW PRINCIPAL TRS	8,900.00	722.40	5,854.53	3,045.47	0.00	8,416.31	65.78
10E110 2410 2110 00 000000	WASHINGTON PRINCIPAL TRS	17,400.00	1,426.30	8,195.72	9,204.28	0.00	15,042.49	47.10
10E204 2410 2110 00 000000	JH PRINCIPAL TRS	25,500.00	1,468.70	11,108.39	14,391.61	0.00	25,545.57	43.56
10E303 2410 2110 00 000000	HS PRIN TRS 9%	37,000.00	2,387.43	17,127.34	19,872.66	0.00	27,142.56	46.29
10E105 2410 2120 00 000000	ADAMS PRINCIPAL IMRF	2,350.00	172.92	1,294.07	1,055.93	0.00	2,053.77	55.07
10E107 2410 2120 00 000000	JEFFERSON PRINCIPAL IMRF	1,850.00	143.43	999.32	850.68	0.00	1,655.90	54.02
10E108 2410 2120 00 000000	LINCOLN PRINCIPAL IMRF	2,500.00	192.60	1,337.76	1,162.24	0.00	2,158.29	53.51
10E109 2410 2120 00 000000	LONGFELLOW PRINCIPAL IMRF	2,650.00	224.03	1,481.23	1,168.77	0.00	2,322.24	55.90
10E110 2410 2120 00 000000	WASHINGTON PRINCIPAL IMRF	2,050.00	152.36	1,090.96	959.04	0.00	1,774.59	53.22
10E204 2410 2120 00 000000	JH PRINCIPAL IMRF	3,300.00	257.98	1,789.88	1,510.12	0.00	2,867.04	54.24
10E303 2410 2120 00 000000	HS PRINCIPAL IMRF	7,700.00	616.72	4,346.33	3,353.67	0.00	7,568.83	56.45
10E105 2410 2170 00 000000	ADAMS PRINCIPAL TRS .58	600.00	49.72	330.89	269.11	0.00	519.43	55.15
10E107 2410 2170 00 000000	JEFFERSON PRINCIPAL TRS .58	550.00	41.36	248.16	301.84	0.00	678.46	45.12
10E108 2410 2170 00 000000	LINCOLN PRINCIPAL TRS .58	1,250.00	102.28	629.72	620.28	0.00	993.80	50.38
10E109 2410 2170 00 000000	LONGFELLOW PRINCIPAL TRS .5	570.00	46.76	378.92	191.08	0.00	544.76	66.48
10E110 2410 2170 00 000000	WASHINGTON PRINCIPAL TRS .5	1,200.00	92.34	530.58	669.42	0.00	973.72	44.22
10E204 2410 2170 00 000000	JH PRINCIPAL TRS .58%	1,640.00	95.08	719.08	920.92	0.00	1,653.57	43.85
10E303 2410 2170 00 000000	HS PRINCIPAL TRS .58	2,400.00	154.53	1,108.65	1,291.35	0.00	1,756.98	46.19
10E105 2410 2220 00 000000	ADAMS PRINCIPAL HEALTH INS	45,958.00	2,104.34	22,146.95	23,811.05	0.00	41,463.38	48.19
10E107 2410 2220 00 000000	JEFFERSON PRINCIPAL HEALTH	0.00	0.00	0.00	0.00	0.00	15,003.88	0.00
10E108 2410 2220 00 000000	LINCOLN PRINCIPAL HEALTH IN	38,065.00	3,172.08	21,916.18	16,148.82	0.00	34,342.24	57.58
10E109 2410 2220 00 000000	LONGFELLOW PRINCIPAL HEALTH	36,500.00	3,041.02	21,010.66	15,489.34	0.00	32,923.14	57.56
10E110 2410 2220 00 000000	WASHINGTON PRINCIPAL HEALTH	35,300.00	2,942.28	20,328.44	14,971.56	0.00	31,853.94	57.59
10E204 2410 2220 00 000000	JH PRINCIPAL HEALTH INSURAN	37,100.00	3,091.32	21,358.16	15,741.84	0.00	55,806.02	57.57
10E303 2410 2220 00 000000	HS PRINCIPAL HEALTH INS	46,000.00	5,555.34	28,186.20	17,813.80	0.00	52,301.10	61.27
10E105 2410 2250 00 000000	ADAMS PRINCIPAL TRS HEALTH	1,700.00	133.98	891.67	808.33	0.00	1,926.10	52.45
10E107 2410 2250 00 000000	JEFFERSON PRINCIPAL TRS HEA	1,500.00	111.48	668.88	831.12	0.00	2,515.20	44.59
10E108 2410 2250 00 000000	LINCOLN PRINCIPAL TRS HEALT	3,400.00	275.66	1,697.14	1,702.86	0.00	3,684.20	49.92
10E109 2410 2250 00 000000	LONGFELLOW PRINCIPAL TRS HE	1,550.00	126.02	1,136.31	413.69	0.00	2,019.92	73.31
10E110 2410 2250 00 000000	WASHINGTON PRINCIPAL TRS HE	3,100.00	248.82	1,429.74	1,670.26	0.00	3,610.04	46.12
10E204 2410 2250 00 000000	JH PRINCIPAL TRS HEALTH INS	4,450.00	256.20	2,033.83	2,416.17	0.00	6,131.06	45.70

Account Number	Account Level Description Account Number	2021-22 Original Budget	January 2021-22 Monthly Activity	2021-22 FYTD Activity	2021-22 Available Funds	Encumbered Amount	2020-21 FY Activity	2021-22 FYTD %
10	EDUCATIONAL FUND							
10E303 2410 2250 00 000000	HS PRIN TRS HEALTH INS	6,500.00	416.46	2,987.75	3,512.25	0.00	6,514.10	45.97
10E105 2410 3320 00 000000	ADAMS PRINCIPAL TRAVEL	400.00	0.00	0.00	400.00	0.00	374.00	0.00
10E107 2410 3320 00 000000	JEFFERSON PRINCIPAL TRAVEL	400.00	0.00	590.75	-198.75	8.00	400.00	147.69
10E108 2410 3320 00 000000	LINCOLN PRINCIPAL TRAVEL	1,000.00	0.00	0.00	930.00	70.00	848.00	0.00
10E109 2410 3320 00 000000	LONGFELLOW PRINCIPAL TRAVEL	500.00	0.00	922.90	-811.90	389.00	250.00	184.58
10E110 2410 3320 00 000000	WASHINGTON PRINCIPAL TRAVEL	1,500.00	0.00	50.00	1,076.00	374.00	998.00	3.33
10E204 2410 3320 00 000000	JH PRINCIPAL TRAVEL	1,500.00	0.00	175.00	1,325.00	0.00	1,225.00	11.67
10E303 2410 3320 00 000000	HS PRINCIPAL TRAVEL	3,000.00	0.00	248.00	2,553.00	199.00	350.00	8.27
10E105 2410 4100 00 000000	ADAMS PRINCIPAL SUPPLIES	250.00	0.00	531.63	-281.63	0.00	54.66	212.65
10E107 2410 4100 00 000000	JEFFERSON PRINCIPAL SUPPLIE	250.00	0.00	0.00	250.00	0.00	0.00	0.00
10E108 2410 4100 00 000000	LINCOLN PRINCIPAL SUPPLIES	1,000.00	211.86	211.86	576.28	211.86	3,114.61	21.19
10E109 2410 4100 00 000000	LONGFELLOW PRINCIPAL SUPPLI	250.00	0.00	0.00	250.00	0.00	0.00	0.00
10E110 2410 4100 00 000000	WASHINGTON PRINCIPAL SUPPLI	250.00	0.00	0.00	250.00	0.00	54.71	0.00
10E204 2410 4100 00 000000	JH PRINCIPAL SUPPLIES	900.00	0.00	0.00	-263.92	1,163.92	0.00	0.00
10E303 2410 4100 00 000000	HS PRINCIPAL SUPPLIES	700.00	0.00	422.03	277.97	0.00	234.60	60.29
10E105 2410 6400 00 000000	ADAMS PRINCIPAL DUES/FEES	700.00	0.00	0.00	700.00	0.00	399.00	0.00
10E107 2410 6400 00 000000	JEFFERSON PRINCIPAL DUES/FE	800.00	0.00	357.00	443.00	0.00	598.00	44.63
10E108 2410 6400 00 000000	LINCOLN PRINCIPAL DUES/FEES	1,200.00	0.00	818.00	382.00	0.00	1,048.00	68.17
10E109 2410 6400 00 000000	LONGFELLOW PRINCIPAL DUES/F	800.00	0.00	371.88	428.12	0.00	361.67	46.49
10E110 2410 6400 00 000000	WASHINGTON PRINCIPAL DUES/F	1,100.00	0.00	0.00	1,100.00	0.00	707.00	0.00
10E204 2410 6400 00 000000	JH PRINCIPAL DUES/FEES	1,200.00	0.00	718.00	482.00	0.00	1,035.15	59.83
10E303 2410 6400 00 000000	HS PRINCIPAL DUES/FEES	1,500.00	0.00	356.97	352.45	790.58	1,075.21	23.80
10E204 2410 8000 00 000000	Post Retirement Pymts	0.00	0.00	0.00	0.00	0.00	0.00	0.00
10E303 2410 8000 00 000000	HS POST RETIREMENT	0.00	0.00	0.00	0.00	0.00	0.00	0.00
10E000 2510 1150 00 000000	BUS MAN: SALARY, SEC	86,774.00	7,231.10	50,617.70	36,156.30	0.00	80,592.18	58.33
10E000 2510 2120 00 000000	BUS MAN: IMRF	4,338.00	340.74	2,385.16	1,952.84	0.00	3,772.36	54.98
10E000 2510 2220 00 000000	BUS MAN: HEALTH INSUR	14,380.00	1,216.78	8,406.82	5,973.18	0.00	13,173.12	58.46
10E000 2510 3320 00 000000	BUS MAN: TRAVEL	0.00	0.00	0.00	0.00	0.00	987.18	0.00
10E000 2510 3400 00 000000	BUS MAN: COM/POST	4,000.00	613.77	2,404.63	1,595.37	0.00	3,522.15	60.12
10E000 2510 3500 00 000000	BUS MAN: ADVERTISING	4,000.00	0.00	1,635.00	2,029.00	336.00	1,270.76	40.88
10E000 2510 3600 00 000000	BUS MAN: COPYING/DUPLIC.	1,500.00	0.00	0.00	1,500.00	0.00	544.87	0.00
10E000 2510 3900 00 000000	BUS MAN: OTHER	0.00	0.00	0.00	0.00	0.00	0.00	0.00
10E000 2510 4100 00 000000	BUS MAN: SUPPLIES	7,134.00	3,652.85	8,044.62	-2,034.01	1,123.39	14,105.26	112.76
10E000 2510 5400 00 000000	BUS MAN: CAPITAL OUTLAY	1,700.00	0.00	1,686.45	-1,673.80	1,687.35	0.00	99.20
10E000 2510 6400 00 000000	BUS MAN: DUES/FEES	600.00	0.00	45.00	555.00	0.00	534.85	7.50
10E000 2520 1110 00 000000	Fiscal Serv: Salary	73,400.00	6,000.00	43,400.00	30,000.00	0.00	67,943.59	59.13
10E000 2520 2110 00 000000	FISCAL: TRS 9%	0.00	0.00	0.00	0.00	0.00	0.00	0.00
10E000 2520 2120 00 000000	FISCAL: IMRF	3,670.00	282.72	2,045.01	1,624.99	0.00	3,001.50	55.72

Account Number	Account Level Description Account Number	2021-22 Original Budget	January 2021-22 Monthly Activity	2021-22 FYTD Activity	2021-22 Available Funds	Encumbered Amount	2020-21 FY Activity	2021-22 FYTD %
10	EDUCATIONAL FUND							
10E000 2520 2170 00 000000	FISCAL: TRS .58%	0.00	0.00	0.00	0.00	0.00	0.00	0.00
10E000 2520 2220 00 000000	FISCAL: HEALTH INSURANCE	13,700.00	1,157.26	8,028.55	5,671.45	0.00	12,768.18	58.60
10E000 2520 2250 00 000000	FISCAL: TRS HEALTH	0.00	0.00	0.00	0.00	0.00	0.00	0.00
10E000 2520 3170 00 000000	AUDIT	20,000.00	0.00	20,345.00	-345.00	0.00	18,325.00	101.73
10E000 2520 3190 00 000002	Skyward Acct. Software	34,000.00	0.00	37,307.97	-3,307.97	0.00	34,188.50	109.73
10E000 2520 3190 00 000004	Public School Works Fee	8,760.00	0.00	0.00	8,760.00	0.00	8,760.00	0.00
10E000 2520 3190 00 000005	BOND DISCLOSURE SERVICE	0.00	0.00	0.00	0.00	0.00	0.00	0.00
10E000 2520 3320 00 000000	FISCAL: TRAVEL	2,000.00	115.04	560.04	1,439.96	0.00	0.00	28.00
10E000 2520 4100 00 000000	FISCAL: SUPPLIES	7,000.00	142.92	142.92	6,502.08	355.00	0.00	2.04
10E000 2520 6400 00 000000	FISCAL: DUES/FEES	1,000.00	0.00	0.00	1,000.00	0.00	0.00	0.00
10E000 2533 5230 03 020080	ARCHITECT MHS PHASE 4	0.00	0.00	0.00	0.00	0.00	0.00	0.00
10E965 2533 5230 30 000000	ESSER III ARCH HVAC	0.00	0.00	0.00	0.00	0.00	0.00	0.00
10E965 2540 3190 30 000000		0.00	0.00	0.00	0.00	0.00	0.00	0.00
10E940 2540 4100 30 000000	Esser Grant General Supplie	0.00	0.00	0.00	0.00	0.00	2,158.72	0.00
10E965 2540 4100 30 000000	Esser III Supplies	0.00	0.00	0.00	-5,340.00	5,340.00	0.00	0.00
10E940 2540 5400 30 000000	Esser Grant Capital Outlay	0.00	0.00	0.00	0.00	0.00	98,684.93	0.00
10E000 2542 3190 00 000000	CRIMINAL BACKGROUND CHECKS	6,000.00	275.00	4,290.00	1,710.00	0.00	2,459.70	71.50
10E000 2545 3230 10 000000	DR ED: MAINT	600.00	0.00	53.91	546.09	0.00	293.20	8.99
10E000 2545 4100 10 000000	DR ED: SUPPLIES	3,000.00	81.21	1,767.24	1,232.76	0.00	2,480.76	58.91
10E000 2545 5400 10 000000	DR ED: CAP OUT	25,000.00	0.00	15,748.00	9,252.00	0.00	16,348.00	62.99
10E000 2560 1110 84 000000	FOOD SERV: SALARY, SUP	81,022.00	6,635.08	47,845.56	33,176.44	0.00	77,302.08	59.05
10E000 2560 1150 84 000000	FOOD SERV: SALARY, SEC	24,304.00	2,025.32	13,920.58	10,383.42	0.00	21,096.16	57.28
10E105 2560 1190 84 000000	ADAMS FOOD SERV COOKS SALAR	63,000.00	5,606.76	42,165.84	20,834.16	0.00	65,649.52	66.93
10E107 2560 1190 84 000000	JEFFERSON FOOD SERV COOKS S	52,000.00	3,724.78	27,078.10	24,921.90	0.00	35,878.60	52.07
10E108 2560 1190 84 000000	LINCOLN FOOD SERV COOKS SAL	96,000.00	6,847.41	47,288.14	48,711.86	0.00	86,532.17	49.26
10E109 2560 1190 84 000000	LONGFELLOW FOOD SERV COOKS	67,000.00	4,222.20	26,116.14	40,883.86	0.00	34,399.00	38.98
10E110 2560 1190 84 000000	WASHINGTON FOOD SERV COOKS	80,000.00	6,444.82	35,165.14	44,834.86	0.00	48,453.17	43.96
10E204 2560 1190 84 000000	JH COOK SALARY	104,000.00	8,321.85	53,886.09	50,113.91	0.00	93,947.45	51.81
10E303 2560 1190 84 000000	HS FOOD SERV COOKS SALARY	107,000.00	10,061.78	68,969.95	38,030.05	0.00	89,671.56	64.46
10E000 2560 1200 84 000000	FOOD SERV: SALARY, SUBS	3,000.00	24.30	3,542.50	-542.50	0.00	3,196.75	118.08
10E105 2560 1200 84 000000	ADAMS FOOD SERV SUB SALARY	1,000.00	72.00	908.00	92.00	0.00	0.00	90.80
10E107 2560 1200 84 000000	JEFFERSON FOOD SERV SUB SAL	5,000.00	0.00	0.00	5,000.00	0.00	923.00	0.00
10E108 2560 1200 84 000000	LINCOLN FOOD SERV SUB SALAR	13,000.00	0.00	1,993.75	11,006.25	0.00	9,608.00	15.34
10E109 2560 1200 84 000000	LONGFELLOW FOOD SERV SUB SA	10,000.00	0.00	0.00	10,000.00	0.00	9,895.50	0.00
10E110 2560 1200 84 000000	WASHINGTON FOOD SERV SUB SA	12,000.00	0.00	11,055.00	945.00	0.00	12,908.19	92.13
10E204 2560 1200 84 000000	JH SUB COOK SALARY	5,000.00	1,365.50	18,650.63	-13,650.63	0.00	0.00	373.01
10E303 2560 1200 84 000000	HS FOOD SERV SUB COOK SALAR	20,000.00	864.00	3,000.63	16,999.37	0.00	10,235.13	15.00
10E105 2560 1300 84 000000	ADAMS FOOD SERV HOURLY SALA	1,500.00	123.50	895.62	604.38	0.00	148.06	59.71

Account Number	Account Level Description Account Number	2021-22 Original Budget	January 2021-22 Monthly Activity	2021-22 FYTD Activity	2021-22 Available Funds	Encumbered Amount	2020-21 FY Activity	2021-22 FYTD %
10	EDUCATIONAL FUND							
10E107 2560 1300 84 000000	JEFFERSON FOOD SERV HOURLY	2,500.00	55.76	1,127.97	1,372.03	0.00	1,094.92	45.12
10E108 2560 1300 84 000000	LINCOLN FOOD SERV HOURLY SA	1,500.00	114.96	1,012.07	487.93	0.00	2,294.11	67.47
10E109 2560 1300 84 000000	LONGFELLOW FOOD SERV HOURL	1,200.00	0.00	403.20	796.80	0.00	480.73	33.60
10E110 2560 1300 84 000000	WASHINGTON FOOD SERV HOURLY	1,700.00	378.20	1,187.59	512.41	0.00	0.00	69.86
10E204 2560 1300 84 000000	JH FOOD SERVICE HOURLY	3,000.00	52.56	584.28	2,415.72	0.00	703.71	19.48
10E303 2560 1300 84 000000	HS FOOD SERV HOURLY SALARY	3,500.00	49.56	1,987.00	1,513.00	0.00	556.55	56.77
10E960 2560 1300 30 000000	ESSER II FOOD SERVICE SALAR	50,000.00	0.00	23,495.00	26,505.00	0.00	21,155.00	46.99
10E105 2560 1310 84 000000	ADAMS FOOD SERV OVERTIME SA	500.00	0.00	0.00	500.00	0.00	0.00	0.00
10E107 2560 1310 84 000000	JEFFERSON FOOD SERV OVERTIM	200.00	0.00	486.16	-286.16	0.00	0.00	243.08
10E108 2560 1310 84 000000	LINCOLN FOOD SERV OVERTIME	1,100.00	0.00	1,342.09	-242.09	0.00	0.00	122.01
10E109 2560 1310 84 000000	LONGFELLOW FOOD SERV OVERT	100.00	0.00	365.38	-265.38	0.00	0.00	365.38
10E110 2560 1310 84 000000	WASHINGTON FOOD SERV OVERTI	600.00	200.20	318.52	281.48	0.00	0.00	53.09
10E204 2560 1310 84 000000	JH FOOD SERVICE OVERTIME	3,000.00	27.56	489.89	2,510.11	0.00	0.00	16.33
10E303 2560 1310 84 000000	HS FOOD SERV OVERTIME SALAR	2,000.00	343.99	3,256.07	-1,256.07	0.00	152.00	162.80
10E000 2560 2120 84 000000	FOOD SERV: IMRF	5,500.00	409.22	2,916.15	2,583.85	0.00	4,636.54	53.02
10E105 2560 2120 84 000000	ADAMS FOOD SERV IMRF	3,250.00	270.01	2,029.08	1,220.92	0.00	3,100.60	62.43
10E107 2560 2120 84 000000	JEFFERSON FOOD SERV IMRF	2,800.00	178.13	1,351.96	1,448.04	0.00	1,647.33	48.28
10E108 2560 2120 84 000000	LINCOLN FOOD SERV IMRF	5,000.00	328.06	2,339.09	2,660.91	0.00	4,185.57	46.78
10E109 2560 2120 84 000000	LONGFELLOW FOOD SERV IMRF	2,700.00	198.95	1,266.84	1,433.16	0.00	1,643.65	46.92
10E110 2560 2120 84 000000	WASHINGTON FOOD SERV IMRF	4,100.00	330.93	1,728.02	2,371.98	0.00	2,215.06	42.15
10E204 2560 2120 84 000000	JH FOOD SERVICE IMRF	5,500.00	395.90	2,589.76	2,910.24	0.00	4,428.77	47.09
10E303 2560 2120 84 000000	HS FOOD SERV IMRF	5,625.00	492.65	3,440.42	2,184.58	0.00	4,267.43	61.16
10E960 2560 2120 30 000000		2,500.00	0.00	883.72	1,616.28	0.00	784.78	35.35
10E105 2560 2220 84 000000	ADAMS FOOD SERV HEALTH INS	31,000.00	2,104.34	14,539.08	16,460.92	0.00	22,782.56	46.90
10E107 2560 2220 84 000000	JEFFERSON FOOD SERV HEALTH	7,000.00	0.00	0.00	7,000.00	0.00	0.00	0.00
10E108 2560 2220 84 000000	LINCOLN FOOD SERV HEALTH IN	30,000.00	1,315.52	9,089.04	20,910.96	0.00	22,134.56	30.30
10E109 2560 2220 84 000000	LONGFELLOW FOOD SERV HEALT	21,000.00	657.76	5,142.48	15,857.52	0.00	18,261.56	24.49
10E110 2560 2220 84 000000	WASHINGTON FOOD SERV HEALTH	19,000.00	0.00	4,148.09	14,851.91	0.00	13,173.12	21.83
10E204 2560 2220 84 000000	JH FOOD SERVICE HEALTH	20,000.00	657.76	7,115.76	12,884.24	0.00	14,242.32	35.58
10E303 2560 2220 84 000000	HS FOOD SERV HEALTH INSURAN	47,000.00	3,550.92	21,354.01	25,645.99	0.00	37,778.64	45.43
10E000 2560 3190 84 000000	FOOD SERV: OTHER PURCHASED	10,000.00	0.00	2,228.75	7,771.25	0.00	3,760.96	22.29
10E000 2560 3190 84 000001	FOOD SERV: POS SYSTEM	11,000.00	0.00	0.00	11,000.00	0.00	8,243.00	0.00
10E105 2560 3190 84 000000	ADAMS FOOD SERV OTHER PURCH	250.00	0.00	0.00	250.00	0.00	0.00	0.00
10E107 2560 3190 84 000000	JEFFERSON FOOD SERV OTHER P	1,000.00	0.00	0.00	1,000.00	0.00	0.00	0.00
10E108 2560 3190 84 000000	LINCOLN FOOD SERV OTHER PUR	250.00	0.00	0.00	250.00	0.00	0.00	0.00
10E109 2560 3190 84 000000	LONGFELLOW FOOD SERV OTHER	3,500.00	451.07	2,097.62	1,402.38	0.00	3,073.05	59.93
10E110 2560 3190 84 000000	WASHINGTON FOOD SERV OTHER	4,000.00	675.23	2,993.17	1,006.83	0.00	3,571.32	74.83
10E204 2560 3190 84 000000	JH FOOD SERV OTHER PURCHASE	250.00	0.00	0.00	250.00	0.00	0.00	0.00

Account Number	Account Level Description Account Number	2021-22 Original Budget	January 2021-22 Monthly Activity	2021-22 FYTD Activity	2021-22 Available Funds	Encumbered Amount	2020-21 FY Activity	2021-22 FYTD %
10	EDUCATIONAL FUND							
10E303 2560 3190 84 000000	HS FOOD SERV PURCHASED SERV	250.00	0.00	0.00	250.00	0.00	16.00	0.00
10E000 2560 3230 84 000000	FOOD SERV: MAINT - REPR	2,000.00	0.00	0.00	1,230.00	770.00	232.78	0.00
10E105 2560 3230 84 000000	ADAMS FOOD SERV MAINT/REPAI	4,100.00	0.00	299.48	3,800.52	0.00	3,591.84	7.30
10E107 2560 3230 84 000000	JEFFERSON FOOD SERV MAINT/R	1,000.00	0.00	0.00	592.56	407.44	479.95	0.00
10E108 2560 3230 84 000000	LINCOLN FOOD SERV MAINT/REP	4,000.00	0.00	743.26	3,114.24	142.50	3,189.41	18.58
10E109 2560 3230 84 000000	LONGFELLOW FOOD SERV MAINT/	2,000.00	1,178.85	3,265.66	-1,265.66	0.00	910.65	163.28
10E110 2560 3230 84 000000	WASHINGTON FOOD SERV MAINT/	4,000.00	0.00	117.00	3,153.27	729.73	2,179.36	2.93
10E204 2560 3230 84 000000	JH FOOD SERV MAINTENANCE/RE	5,000.00	0.00	731.59	4,268.41	0.00	2,181.98	14.63
10E303 2560 3230 84 000000	HS FOOD SERV MAINT/REPAIR	10,000.00	0.00	2,768.40	7,231.60	0.00	3,689.79	27.68
10E000 2560 3320 84 000000	FOOD SERV: TRAVEL SUP/HD	900.00	0.00	0.00	900.00	0.00	37.20	0.00
10E105 2560 3320 84 000000	ADAMS FOOD SERV TRAVEL	600.00	0.00	0.00	600.00	0.00	355.50	0.00
10E107 2560 3320 84 000000	JEFFERSON FOOD SERV TRAVEL	200.00	0.00	0.00	200.00	0.00	193.25	0.00
10E108 2560 3320 84 000000	LINCOLN FOOD SERV TRAVEL	200.00	0.00	0.00	200.00	0.00	193.25	0.00
10E109 2560 3320 84 000000	LONGFELLOW FOOD SERV TRAVEL	200.00	0.00	0.00	200.00	0.00	193.25	0.00
10E110 2560 3320 84 000000	WASHINGTON FOOD SERV TRAVEL	600.00	0.00	0.00	600.00	0.00	324.37	0.00
10E204 2560 3320 84 000000	JH FOOD SERV TRAVEL	0.00	0.00	0.00	0.00	0.00	0.00	0.00
10E303 2560 3320 84 000000	HS FOOD SERV TRAVEL	500.00	0.00	0.00	500.00	0.00	482.25	0.00
10E000 2560 4100 84 000000	FOOD SERV: SUPPLIES	59,000.00	437.48	29,851.24	26,516.26	2,632.50	59,860.04	50.60
10E105 2560 4100 84 000000	ADAMS FOOD SERV SUPPLIES	40,000.00	2,182.59	34,524.82	5,475.18	0.00	32,829.16	86.31
10E107 2560 4100 84 000000	JEFFERSON FOOD SERV SUPPLIE	50,000.00	2,301.10	40,147.35	9,852.65	0.00	42,576.70	80.29
10E108 2560 4100 84 000000	LINCOLN FOOD SERV SUPPLIES	65,000.00	4,732.87	67,258.61	-2,258.61	0.00	63,581.97	103.47
10E109 2560 4100 84 000000	LONGFELLOW FOOD SERV SUPPLI	50,000.00	5,678.84	41,120.95	8,879.05	0.00	34,789.25	82.24
10E110 2560 4100 84 000000	WASHINGTON FOOD SERV SUPPLI	70,000.00	4,343.56	78,999.29	-8,999.29	0.00	55,624.26	112.86
10E204 2560 4100 84 000000	JH FOOD SERVICE SUPPLIES	110,000.00	4,409.23	77,711.13	32,288.87	0.00	33,305.38	70.65
10E303 2560 4100 84 000000	HS FOOD SERV SUPPLIES	160,000.00	8,617.46	98,368.55	61,550.16	81.29	48,610.50	61.48
10E000 2560 4150 84 000000	FOOD SERV: FREIGHT	0.00	0.00	0.00	0.00	0.00	0.00	0.00
10E105 2560 4150 84 000000	ADAMS FOOD SERV COMMODITY F	0.00	0.00	0.00	0.00	0.00	0.00	0.00
10E107 2560 4150 84 000000	JEFFESON FOOD SERV COMMODIT	0.00	0.00	0.00	0.00	0.00	0.00	0.00
10E108 2560 4150 84 000000	LINCOLN FOOD SERV COMMODITY	0.00	0.00	0.00	0.00	0.00	0.00	0.00
10E109 2560 4150 84 000000	LONGFELLOW FOOD SERV COMMOD	0.00	0.00	0.00	0.00	0.00	0.00	0.00
10E110 2560 4150 84 000000	WASHINGTON FOOD SERV COMMOD	0.00	0.00	0.00	0.00	0.00	0.00	0.00
10E204 2560 4150 84 000000	JH FOOD SERV FREIGHT	0.00	0.00	0.00	0.00	0.00	0.00	0.00
10E303 2560 4150 84 000000	HS FOOD SERV COMMOD FREIGHT	0.00	0.00	0.00	0.00	0.00	0.00	0.00
10E000 2560 5400 84 000000	Food Service Equipment	1,500.00	1,537.86	5,694.78	-4,194.78	0.00	0.00	379.65
10E105 2560 5400 84 000000	ADAMS FOOD SERV EQUIPMENT	1,000.00	0.00	0.00	1,000.00	0.00	0.00	0.00
10E107 2560 5400 84 000000	JEFFERSON FOOD SERV EQUIPME	4,000.00	0.00	0.00	4,000.00	0.00	3,950.00	0.00
10E108 2560 5400 84 000000	LINCOLN FOOD SERV EQUIPMENT	4,000.00	0.00	0.00	4,000.00	0.00	3,950.00	0.00
10E109 2560 5400 84 000000	LONGFELLOW FOOD SERV EQUIPM	1,000.00	0.00	0.00	1,000.00	0.00	0.00	0.00

Account Number	Account Level Description Account Number	2021-22 Original Budget	January 2021-22 Monthly Activity	2021-22 FYTD Activity	2021-22 Available Funds	Encumbered Amount	2020-21 FY Activity	2021-22 FYTD %
10	EDUCATIONAL FUND							
10E110 2560 5400 84 000000	WASHINGTON FOOD SERV EQUIPM	4,000.00	0.00	0.00	4,000.00	0.00	3,950.00	0.00
10E204 2560 5400 84 000000	JH FOOD SERV CAPITAL OUTLAY	15,000.00	0.00	0.00	15,000.00	0.00	3,950.00	0.00
10E303 2560 5400 84 000000	HS FOOD SERV CAPITAL OUTLAY	25,000.00	0.00	0.00	25,000.00	0.00	0.00	0.00
10E000 2560 6400 84 000000	FOOD SERV: DUES/FEES	550.00	0.00	0.00	550.00	0.00	152.50	0.00
10E105 2560 6400 84 000000	ADAMS FOOD SERV DUES/FEES	0.00	0.00	0.00	0.00	0.00	0.00	0.00
10E107 2560 6400 84 000000	JEFFERSON FOOD SERV DUES/FE	0.00	0.00	0.00	0.00	0.00	3,249.15	0.00
10E108 2560 6400 84 000000	LINCOLN FOOD SERV DUES/FEES	0.00	0.00	0.00	0.00	0.00	5,029.34	0.00
10E109 2560 6400 84 000000	LONGFELLOW FOOD SERV DUES/F	0.00	0.00	0.00	0.00	0.00	0.00	0.00
10E110 2560 6400 84 000000	WASHINGTON FOOD SERV DUES/F	0.00	0.00	0.00	0.00	0.00	0.00	0.00
10E204 2560 6400 84 000000	JH FOOD SERV DUES/FEES	0.00	0.00	1,883.83	-1,883.83	0.00	0.00	0.00
10E303 2560 6400 84 000000	HS FOOD SERV DUES/FEES	0.00	0.00	0.00	0.00	0.00	0.00	0.00
10E000 2900 1120 00 000000	LOCAL HOMELESS SALARY	16,175.00	1,347.90	6,739.50	9,435.50	0.00	0.00	41.67
10E902 2900 1120 30 000000	Homeless Title I	24,331.00	0.00	0.00	24,331.00	0.00	0.00	0.00
10E902 2900 1120 30 105000	AD TITILE I HOMELESS	0.00	405.50	2,027.50	-2,027.50	0.00	0.00	0.00
10E902 2900 1120 30 107000	JE TITILE I HOMELESS	0.00	405.50	2,027.50	-2,027.50	0.00	0.00	0.00
10E902 2900 1120 30 108000	LI TITILE I HOMELESS	0.00	405.50	2,027.50	-2,027.50	0.00	0.00	0.00
10E902 2900 1120 30 109000	LO TITILE I HOMELESS	0.00	405.50	2,027.50	-2,027.50	0.00	0.00	0.00
10E902 2900 1120 30 110000	WA TITILE I HOMELESS	0.00	405.54	2,027.70	-2,027.70	0.00	0.00	0.00
10E902 2900 1200 30 000000	TITLE I HOMELESS AIDE	0.00	0.00	0.00	0.00	0.00	0.00	0.00
10E902 2900 1200 30 105000	ADAMS TITLE I HOMELESS SALA	0.00	0.00	0.00	0.00	0.00	0.00	0.00
10E902 2900 1200 30 107000	JEFFER TITLE I HOMELESS SAL	0.00	0.00	0.00	0.00	0.00	0.00	0.00
10E902 2900 1200 30 108000	LINCOL TITLE I HOMELESS SAL	0.00	0.00	0.00	0.00	0.00	0.00	0.00
10E902 2900 1200 30 109000	LONGFE TITLE I HOMELESS SAL	0.00	0.00	0.00	0.00	0.00	0.00	0.00
10E902 2900 1200 30 110000	WASHIN TITLE I HOMELESS SAL	0.00	0.00	0.00	0.00	0.00	0.00	0.00
10E930 2900 1200 30 105000	AD TITLE I HOMELESS	0.00	0.00	0.00	0.00	0.00	4,867.24	0.00
10E930 2900 1200 30 107000	JE TITLE I HOMELESS	0.00	0.00	0.00	0.00	0.00	4,867.24	0.00
10E930 2900 1200 30 108000	LI TITLE I HOMELESS	0.00	0.00	0.00	0.00	0.00	4,867.24	0.00
10E930 2900 1200 30 109000	LO TITLE I HOMELESS	0.00	0.00	0.00	0.00	0.00	4,867.24	0.00
10E930 2900 1200 30 110000	WA TITLE I HOMELESS	0.00	0.00	0.00	0.00	0.00	4,867.24	0.00
10E902 2900 2100 30 105000		0.00	45.94	229.70	-229.70	0.00	0.00	0.00
10E902 2900 2100 30 107000		0.00	45.94	229.70	-229.70	0.00	0.00	0.00
10E902 2900 2100 30 108000		0.00	45.94	229.70	-229.70	0.00	0.00	0.00
10E902 2900 2100 30 109000		0.00	45.94	229.70	-229.70	0.00	0.00	0.00
10E902 2900 2100 30 110000		0.00	45.96	229.80	-229.80	0.00	0.00	0.00
10E000 2900 2110 00 000000		0.00	133.34	666.70	-666.70	0.00	0.00	0.00
10E902 2900 2110 30 105000		0.00	40.10	200.50	-200.50	0.00	0.00	0.00
10E902 2900 2110 30 107000		0.00	40.10	200.50	-200.50	0.00	0.00	0.00
10E902 2900 2110 30 108000		0.00	40.10	200.50	-200.50	0.00	0.00	0.00

Account Number	Account Level Description Account Number	2021-22 Original Budget	January 2021-22 Monthly Activity	2021-22 FYTD Activity	2021-22 Available Funds	Encumbered Amount	2020-21 FY Activity	2021-22 FYTD %
10	EDUCATIONAL FUND							
10E902 2900 2110 30 109000		0.00	40.10	200.50	-200.50	0.00	0.00	0.00
10E902 2900 2110 30 110000		0.00	40.10	200.50	-200.50	0.00	0.00	0.00
10E902 2900 2120 30 105000	AD TITLE I IMRF	0.00	0.00	0.00	0.00	0.00	0.00	0.00
10E902 2900 2120 30 107000	JE TITLE I IMRF	0.00	0.00	0.00	0.00	0.00	0.00	0.00
10E902 2900 2120 30 108000	LI TITLE I IMRF	0.00	0.00	0.00	0.00	0.00	0.00	0.00
10E902 2900 2120 30 109000	LO TITLE I IMRF	0.00	0.00	0.00	0.00	0.00	0.00	0.00
10E902 2900 2120 30 110000	WA TITLE I IMRF	0.00	0.00	0.00	0.00	0.00	0.00	0.00
10E930 2900 2120 30 000000	TITLE I IMRF	0.00	0.00	0.00	0.00	0.00	0.00	0.00
10E930 2900 2120 30 105000	AD TITLE I IMRF	0.00	0.00	0.00	0.00	0.00	229.34	0.00
10E930 2900 2120 30 107000	JE TITLE I IMRF	0.00	0.00	0.00	0.00	0.00	229.34	0.00
10E930 2900 2120 30 108000	LI TITLE I IMRF	0.00	0.00	0.00	0.00	0.00	229.34	0.00
10E930 2900 2120 30 109000	LO TITLE I IMRF	0.00	0.00	0.00	0.00	0.00	229.34	0.00
10E930 2900 2120 30 110000	WA TITLE I IMRF	0.00	0.00	0.00	0.00	0.00	229.39	0.00
10E000 2900 2170 00 000000		0.00	8.64	43.20	-43.20	0.00	0.00	0.00
10E902 2900 2170 30 105000		0.00	2.60	13.00	-13.00	0.00	0.00	0.00
10E902 2900 2170 30 107000		0.00	2.60	13.00	-13.00	0.00	0.00	0.00
10E902 2900 2170 30 108000		0.00	2.60	13.00	-13.00	0.00	0.00	0.00
10E902 2900 2170 30 109000		0.00	2.60	13.00	-13.00	0.00	0.00	0.00
10E902 2900 2170 30 110000		0.00	2.60	13.00	-13.00	0.00	0.00	0.00
10E902 2900 2220 30 105000		0.00	90.80	544.80	-544.80	0.00	0.00	0.00
10E902 2900 2220 30 107000		0.00	90.80	544.80	-544.80	0.00	0.00	0.00
10E902 2900 2220 30 108000		0.00	90.80	544.80	-544.80	0.00	0.00	0.00
10E902 2900 2220 30 109000		0.00	90.80	544.80	-544.80	0.00	0.00	0.00
10E902 2900 2220 30 110000		0.00	90.78	544.74	-544.74	0.00	0.00	0.00
10E000 2900 2250 00 000000		0.00	23.24	116.20	-116.20	0.00	0.00	0.00
10E902 2900 2250 30 105000		0.00	7.00	35.00	-35.00	0.00	0.00	0.00
10E902 2900 2250 30 107000		0.00	7.00	35.00	-35.00	0.00	0.00	0.00
10E902 2900 2250 30 108000		0.00	7.00	35.00	-35.00	0.00	0.00	0.00
10E902 2900 2250 30 109000		0.00	7.00	35.00	-35.00	0.00	0.00	0.00
10E902 2900 2250 30 110000		0.00	7.00	35.00	-35.00	0.00	0.00	0.00
10E902 2900 4100 30 000000	TITLE I: HOMESLESS SUPPLIE	4,000.00	0.00	0.00	4,000.00	0.00	275.14	0.00
10E902 2900 4100 30 105000	ADAMS TITLE I HOMELESS SUPP	0.00	0.00	0.00	0.00	0.00	0.00	0.00
10E902 2900 4100 30 107000	JEF TITLE I HOMELESS SUPPLI	0.00	0.00	0.00	0.00	0.00	0.00	0.00
10E902 2900 4100 30 108000	LIN TITLE I HOMELESS SUPPLI	0.00	0.00	0.00	0.00	0.00	0.00	0.00
10E902 2900 4100 30 109000	LONG TITLE I HOMELESS SUPPL	0.00	0.00	0.00	0.00	0.00	0.00	0.00
10E902 2900 4100 30 110000	WASH TITLE I HOMELESS SUPPL	0.00	0.00	0.00	0.00	0.00	0.00	0.00
10E930 2900 4100 30 000000	TITLE I: HOMELESS SUPPLIES	1,150.00	200.00	200.00	950.00	0.00	39.50	17.39
10E930 2900 4100 30 105000	AD TITLE HOMELESS SUPPLIES	0.00	0.00	0.00	0.00	0.00	500.00	0.00

Account Number	Account Level Description Account Number	2021-22 Original Budget	January 2021-22 Monthly Activity	2021-22 FYTD Activity	2021-22 Available Funds	Encumbered Amount	2020-21 FY Activity	2021-22 FYTD %
10	EDUCATIONAL FUND							
10E930 2900 4100 30 107000	JE TITLE HOMELESS SUPPLIES	0.00	0.00	0.00	0.00	0.00	1,000.03	0.00
10E930 2900 4100 30 108000	LI TITLE HOMELESS SUPPLIES	0.00	0.00	182.23	-182.23	0.00	732.41	0.00
10E930 2900 4100 30 109000	LO TITLE HOMELESS SUPPLIES	0.00	0.00	950.00	-950.00	0.00	0.00	0.00
10E930 2900 4100 30 110000	WA TITLE HOMELESS SUPPLIES	0.00	0.00	0.00	0.00	0.00	248.25	0.00
10E902 3900 1140 30 000000	TITLE I COM SERVICE SALARY	35,303.00	0.00	0.00	35,303.00	0.00	0.00	0.00
10E902 3900 1140 30 105000	ADAMS TITLE I COM SER SAL	0.00	428.54	2,142.69	-2,142.69	0.00	0.00	0.00
10E902 3900 1140 30 107000	JEFF TITLE I COM SER SAL	0.00	428.54	2,142.69	-2,142.69	0.00	0.00	0.00
10E902 3900 1140 30 108000	LINC TITLE I COM SER SAL	0.00	428.54	2,142.69	-2,142.69	0.00	0.00	0.00
10E902 3900 1140 30 109000	LONG TITLE I COM SER SAL	0.00	428.54	2,142.69	-2,142.69	0.00	0.00	0.00
10E902 3900 1140 30 110000	WASH TITLE I COM SER SAL	0.00	428.56	2,142.87	-2,142.87	0.00	0.00	0.00
10E930 3900 1140 30 000000	TITLE I: COM. SERV SAL	5,700.00	0.00	0.00	5,700.00	0.00	0.00	0.00
10E930 3900 1140 30 105000	AD TITLE SALARY	0.00	0.00	1,139.76	-1,139.76	0.00	3,419.28	0.00
10E930 3900 1140 30 107000	JE TITLE SALARY	0.00	0.00	1,139.76	-1,139.76	0.00	3,419.28	0.00
10E930 3900 1140 30 108000	LI TITLE SALARY	0.00	0.00	1,139.76	-1,139.76	0.00	3,419.28	0.00
10E930 3900 1140 30 109000	LO TITLE SALARY	0.00	0.00	1,139.76	-1,139.76	0.00	3,419.28	0.00
10E930 3900 1140 30 110000	WA TITLE SALARY	0.00	0.00	1,139.68	-1,139.68	0.00	3,419.04	0.00
10E902 3900 2100 30 000000	TITLE I FED TRS	4,000.00	0.00	0.00	4,000.00	0.00	0.00	0.00
10E902 3900 2100 30 105000	AD TITLE I FED TRS	0.00	48.56	242.79	-242.79	0.00	0.00	0.00
10E902 3900 2100 30 107000	JE TITLE I FED TRS	0.00	48.56	242.79	-242.79	0.00	0.00	0.00
10E902 3900 2100 30 108000	LI TITLE I FED TRS	0.00	48.56	242.79	-242.79	0.00	0.00	0.00
10E902 3900 2100 30 109000	LO TITLE I FED TRS	0.00	48.56	242.79	-242.79	0.00	0.00	0.00
10E902 3900 2100 30 110000	WA TITLE I FED TRS	0.00	48.48	242.49	-242.49	0.00	0.00	0.00
10E930 3900 2100 30 000000	TITLE I FED TRS	0.00	0.00	0.00	0.00	0.00	0.00	0.00
10E930 3900 2100 30 105000		0.00	0.00	0.00	0.00	0.00	391.20	0.00
10E930 3900 2100 30 107000		0.00	0.00	0.00	0.00	0.00	391.20	0.00
10E930 3900 2100 30 108000		0.00	0.00	0.00	0.00	0.00	391.20	0.00
10E930 3900 2100 30 109000		0.00	0.00	0.00	0.00	0.00	391.20	0.00
10E930 3900 2100 30 110000		0.00	0.00	0.00	0.00	0.00	390.84	0.00
10E902 3900 2110 30 000000	TITLE I 9.4% TRS	3,500.00	0.00	0.00	3,500.00	0.00	0.00	0.00
10E902 3900 2110 30 105000	AD TITLE I TRS	0.00	42.38	211.91	-211.91	0.00	0.00	0.00
10E902 3900 2110 30 107000	JE TITLE I TRS	0.00	42.38	211.91	-211.91	0.00	0.00	0.00
10E902 3900 2110 30 108000	LI TITLE I TRS	0.00	42.38	211.91	-211.91	0.00	0.00	0.00
10E902 3900 2110 30 109000	LO TITLE I TRS	0.00	42.38	211.91	-211.91	0.00	0.00	0.00
10E902 3900 2110 30 110000	WA TITLE I TRS	0.00	42.42	212.00	-212.00	0.00	0.00	0.00
10E930 3900 2110 30 000000	TITLE I 9% TRS	0.00	0.00	0.00	0.00	0.00	0.00	0.00
10E930 3900 2110 30 105000		0.00	0.00	0.00	0.00	0.00	450.88	0.00
10E930 3900 2110 30 107000		0.00	0.00	0.00	0.00	0.00	450.88	0.00
10E930 3900 2110 30 108000		0.00	0.00	0.00	0.00	0.00	450.88	0.00

Account Number	Account Level Description Account Number	2021-22 Original Budget	January 2021-22 Monthly Activity	2021-22 FYTD Activity	2021-22 Available Funds	Encumbered Amount	2020-21 FY Activity	2021-22 FYTD %
10	EDUCATIONAL FUND							
10E930 3900 2110 30 109000		0.00	0.00	0.00	0.00	0.00	450.88	0.00
10E930 3900 2110 30 110000		0.00	0.00	0.00	0.00	0.00	450.88	0.00
10E902 3900 2170 30 000000	TITLE I: .58% TRS	226.00	0.00	0.00	226.00	0.00	0.00	0.00
10E902 3900 2170 30 105000	AD TITLE I .58% TRS	0.00	2.74	13.70	-13.70	0.00	0.00	0.00
10E902 3900 2170 30 107000	JE TITLE I .58% TRS	0.00	2.74	13.70	-13.70	0.00	0.00	0.00
10E902 3900 2170 30 108000	LI TITLE I .58% TRS	0.00	2.74	13.70	-13.70	0.00	0.00	0.00
10E902 3900 2170 30 109000	LO TITLE I .58% TRS	0.00	2.74	13.70	-13.70	0.00	0.00	0.00
10E902 3900 2170 30 110000	WA TITLE I .58% TRS	0.00	2.78	13.89	-13.89	0.00	0.00	0.00
10E930 3900 2170 30 000000	TITLE I .58% TRS	0.00	0.00	0.00	0.00	0.00	0.00	0.00
10E930 3900 2170 30 105000		0.00	0.00	0.00	0.00	0.00	29.14	0.00
10E930 3900 2170 30 107000		0.00	0.00	0.00	0.00	0.00	29.14	0.00
10E930 3900 2170 30 108000		0.00	0.00	0.00	0.00	0.00	29.14	0.00
10E930 3900 2170 30 109000		0.00	0.00	0.00	0.00	0.00	29.14	0.00
10E930 3900 2170 30 110000		0.00	0.00	0.00	0.00	0.00	29.35	0.00
10E902 3900 2220 30 105000		0.00	65.78	328.90	-328.90	0.00	0.00	0.00
10E902 3900 2220 30 107000		0.00	65.78	328.90	-328.90	0.00	0.00	0.00
10E902 3900 2220 30 108000		0.00	65.78	328.90	-328.90	0.00	0.00	0.00
10E902 3900 2220 30 109000		0.00	65.78	328.90	-328.90	0.00	0.00	0.00
10E902 3900 2220 30 110000		0.00	65.74	328.70	-328.70	0.00	0.00	0.00
10E930 3900 2220 30 000000	TITLE I: HEALTH INSURANCE	0.00	0.00	0.00	0.00	0.00	0.00	0.00
10E902 3900 2250 30 000000	TITLE I THIS INS	610.00	0.00	0.00	610.00	0.00	0.00	0.00
10E902 3900 2250 30 105000	AD TITLE I TRS HEALTH INS	0.00	7.40	36.99	-36.99	0.00	0.00	0.00
10E902 3900 2250 30 107000	JE TITLE I TRS HEALTH INS	0.00	7.40	36.99	-36.99	0.00	0.00	0.00
10E902 3900 2250 30 108000	LI TITLE I TRS HEALTH INS	0.00	7.40	36.99	-36.99	0.00	0.00	0.00
10E902 3900 2250 30 109000	LO TITLE I TRS HEALTH INS	0.00	7.40	36.99	-36.99	0.00	0.00	0.00
10E902 3900 2250 30 110000	WA TITLE I TRS HEALTH INS	0.00	7.34	36.78	-36.78	0.00	0.00	0.00
10E930 3900 2250 30 000000	TITLE I TRS HEALTH	0.00	0.00	0.00	0.00	0.00	0.00	0.00
10E930 3900 2250 30 105000		0.00	0.00	0.00	0.00	0.00	108.18	0.00
10E930 3900 2250 30 107000		0.00	0.00	0.00	0.00	0.00	108.18	0.00
10E930 3900 2250 30 108000		0.00	0.00	0.00	0.00	0.00	108.18	0.00
10E930 3900 2250 30 109000		0.00	0.00	0.00	0.00	0.00	108.18	0.00
10E930 3900 2250 30 110000		0.00	0.00	0.00	0.00	0.00	108.30	0.00
10E000 3901 1140 00 000000	AFTERCATS SALARY	0.00	423.00	3,824.75	-3,824.75	0.00	5,901.75	0.00
10E105 3901 1140 00 000000	ADAMS AFTERCATS SALARY	17,000.00	236.93	1,995.44	15,004.56	0.00	4,948.00	11.74
10E107 3901 1140 00 000000	JEFFERSON AFTERCATS SALARY	16,000.00	486.20	4,340.05	11,659.95	0.00	10,008.21	27.13
10E108 3901 1140 00 000000	LINCOLN AFTERCATS SALARY	25,000.00	1,160.13	10,654.00	14,346.00	0.00	12,252.69	42.62
10E109 3901 1140 00 000000	LONGFELLOW AFTERCATS SALARY	18,000.00	1,232.91	10,428.54	7,571.46	0.00	12,629.84	57.94
10E110 3901 1140 00 000000	WASHINGTON AFTERCATS SALARY	23,000.00	885.44	7,443.81	15,556.19	0.00	9,359.26	32.36

Account Number	Account Level Description Account Number	2021-22 Original Budget	January 2021-22 Monthly Activity	2021-22 FYTD Activity	2021-22 Available Funds	Encumbered Amount	2020-21 FY Activity	2021-22 FYTD %
10	EDUCATIONAL FUND							
10E204 3901 1140 00 000000	JH AFTERCATS SALARY	8,500.00	579.55	4,807.28	3,692.72	0.00	7,286.11	56.56
10E000 3901 2120 00 000000	AFTERCATS: IMRF	0.00	0.00	0.00	0.00	0.00	0.00	0.00
10E105 3901 2120 00 000000	ADAMS AFTERCATS IMRF	0.00	0.00	0.00	0.00	0.00	0.00	0.00
10E107 3901 2120 00 000000	JEFFERSON AFTERCATS IMRF	400.00	22.91	204.51	195.49	0.00	283.29	51.13
10E108 3901 2120 00 000000	LINCOLN AFTERCATS IMRF	1,000.00	34.02	294.48	705.52	0.00	491.84	29.45
10E109 3901 2120 00 000000	LONGFELLOW AFTERCATS IMRF	1,000.00	41.64	334.80	665.20	0.00	581.37	33.48
10E110 3901 2120 00 000000	WASHINGTON AFTERCATS IMRF	500.00	41.73	339.76	160.24	0.00	204.06	67.95
10E204 3901 2120 00 000000	JH AFTERCATS IMRF	500.00	27.31	217.44	282.56	0.00	343.32	43.49
10E204 3901 2220 00 000000	JH AFTERCATS HEALTH INSURAN	16,000.00	648.95	7,881.85	8,118.15	0.00	12,493.26	49.26
10E940 4000 3190 30 000000	ESSER PYMTS TO GOVT UNITS	0.00	0.00	0.00	0.00	0.00	0.00	0.00
10E902 4100 3190 30 105000	ADAMS TITLE I PURCH SERV	0.00	0.00	0.00	0.00	0.00	0.00	0.00
10E902 4100 3190 30 107000	JEFFERSON TITLE I PURCH SER	0.00	0.00	0.00	0.00	0.00	0.00	0.00
10E902 4100 3190 30 108000	LINCOLN TITLE I PURCH SERV	0.00	0.00	0.00	0.00	0.00	0.00	0.00
10E902 4100 3190 30 109000	LONGFELLOW TITLE I PURCH SE	0.00	0.00	0.00	0.00	0.00	0.00	0.00
10E902 4100 3190 30 110000	WASHINGTON TITLE I PURCH SE	0.00	0.00	0.00	0.00	0.00	0.00	0.00
10E930 4100 3190 30 105000	AD TITLE I PURCH SERV	0.00	0.00	0.00	0.00	0.00	0.00	0.00
10E930 4100 3190 30 107000	JE TITLE I PURCH SERVICE	0.00	0.00	0.00	0.00	0.00	0.00	0.00
10E930 4100 3190 30 108000	LI TITLE I PURCH SERVICE	0.00	0.00	0.00	0.00	0.00	0.00	0.00
10E930 4100 3190 30 109000	LO TITLE I PURCH SERVICE	0.00	0.00	0.00	0.00	0.00	0.00	0.00
10E930 4100 3190 30 110000	WA TITLE I PURCH SERVICE	0.00	0.00	0.00	0.00	0.00	100.00	0.00
10E902 4110 3190 30 107000	JE TITLE I PURCHASE SERVICE	0.00	0.00	0.00	0.00	0.00	0.00	0.00
10E960 4110 3190 30 000000	ESSER II OTHER GOVT PURCH S	1,000.00	0.00	0.00	1,000.00	0.00	0.00	0.00
10E000 4120 3190 12 000000	WCSED: BILLING	3,831,800.00	196,696.50	1,986,634.65	1,845,165.35	0.00	3,832,186.29	51.85
10E000 4120 3190 12 000001	WCSED:ORPHANAGE	140,000.00	0.00	114,912.76	25,087.24	0.00	66,351.50	82.08
10E000 4120 3190 12 000002	WCES IDEA FT	1,109,000.00	101,189.44	619,986.03	489,013.97	0.00	924,918.73	55.90
10E000 4120 3190 12 000003	SETTLEMENT AGREEMENT	0.00	0.00	0.00	0.00	0.00	0.00	0.00
10E000 4120 3190 12 000004	WCES IDEA-PS FT	25,000.00	2,697.90	14,852.48	10,147.52	0.00	23,385.60	59.41
10E000 4120 3190 12 000005	WCES CRSE-FT	546,520.00	136,629.95	273,259.90	273,260.10	0.00	546,519.80	50.00
10E000 4120 3190 12 000006	PRIVATE FACILITY	45,000.00	0.00	21,748.92	23,251.08	0.00	0.00	48.33
10E000 4190 3190 00 000001	FOUNDATION GRANTS	10,000.00	5,448.51	8,163.72	-1,142.64	2,978.92	4,134.64	81.64
10E000 4190 3190 00 000002	U2 INNOVATE GRANTS	0.00	0.00	0.00	0.00	0.00	0.00	0.00
10E000 4190 3190 00 000003	ROE TUITION ECHO STARQUEST	120,000.00	2,652.24	81,017.84	38,982.16	0.00	94,966.66	67.51
10E000 4190 3190 00 000004	CITY OF MARION SRO	140,000.00	9,212.76	93,834.55	46,165.45	0.00	87,988.27	67.02
10E940 4190 3190 30 000000	ESSER PYMTS TO GOV UNITS	0.00	0.00	0.00	0.00	0.00	200.00	0.00
10E930 4900 3190 30 000000	TITLE I PURCHASED SERVICES	0.00	0.00	0.00	0.00	0.00	0.00	0.00
10E000 5150 6010 00 000000	INTEREST ON LINE OF CREDIT	0.00	0.00	0.00	0.00	0.00	0.00	0.00
10E000 5150 6020 00 000000	FEES FOR LINE OF CREDIT	0.00	0.00	0.00	0.00	0.00	0.00	0.00
10E000 8110 0000 10 000000	PERMANENT TRANSFER TO O&M	0.00	0.00	0.00	0.00	0.00	0.00	0.00

Account Number	Account Level Description Account Number	2021-22 Original Budget	January 2021-22 Monthly Activity	2021-22 FYTD Activity	2021-22 Available Funds	Encumbered Amount	2020-21 FY Activity	2021-22 FYTD %
10	EDUCATIONAL FUND							
10---- ---- ---- -- ------		37,440,545.00	2,952,293.56	20,567,032.12	16,536,207.17	327,204.18	32,866,818.68	54.93
20	OPERATIONS & MAINTENANCE FUND							
20E000 2533 3010 00 000000	STORM SHELTER	20,000.00	0.00	0.00	20,000.00	0.00	0.00	0.00
20E000 2533 3010 00 000707	3 Yr Asbestos Plan	1,000.00	0.00	0.00	1,000.00	0.00	0.00	0.00
20E000 2533 3010 00 000804	DISTRICT WIDE BLEACHER INSP	5,000.00	0.00	0.00	5,000.00	0.00	0.00	0.00
20E000 2533 3010 00 000805	DISTRICT WIDE ROOF INSPECTI	2,000.00	0.00	0.00	2,000.00	0.00	0.00	0.00
20E965 2533 3190 30 000000	ESSER III: HVAC PURCHASE SE	0.00	120,000.00	120,000.00	-120,000.00	0.00	0.00	0.00
20E000 2533 5230 03 000000	BAYSINGER ARCH FEES	100,000.00	0.00	14,975.00	85,025.00	0.00	6,205.00	14.98
20E960 2533 5230 30 000000	ESSER II ARCH HVAC	155,000.00	31,250.00	68,750.00	86,250.00	0.00	0.00	44.35
20E965 2533 5230 30 000000	ESSER III ARCH HVAC	720,000.00	-120,000.00	0.00	720,000.00	0.00	0.00	0.00
20E960 2535 5230 30 000000	ESSER II HVAC	773,419.00	0.00	0.00	773,419.00	0.00	0.00	0.00
20E965 2535 5230 30 000000	ESSER III HVAC	4,000,000.00	9,535.50	9,535.50	3,990,464.50	0.00	0.00	0.24
20E000 2542 1190 00 000000	MAINT: SALARY, CUSTODIAN	350,000.00	24,349.38	174,235.26	175,764.74	0.00	284,438.40	49.78
20E105 2542 1190 00 000000	ADAMS CUSTODIAN SALARY	90,500.00	6,077.50	42,667.08	47,832.92	0.00	62,685.75	47.15
20E107 2542 1190 00 000000	JEFFERSON CUSTODIAN SALARY	85,000.00	5,957.60	40,473.60	44,526.40	0.00	70,595.60	47.62
20E108 2542 1190 00 000000	LINCOLN CUSTODIAN SALARY	90,000.00	7,575.20	51,330.40	38,669.60	0.00	69,720.40	57.03
20E109 2542 1190 00 000000	LONGFELLOW CUSTODIAN SALARY	63,000.00	3,059.20	20,807.00	42,193.00	0.00	45,971.18	33.03
20E110 2542 1190 00 000000	WASHINGTON CUSTODIAN SALARY	120,000.00	7,517.60	47,007.60	72,992.40	0.00	98,708.80	39.17
20E204 2542 1190 00 000000	JH CUSTODIAN SALARY	145,000.00	9,571.20	72,337.38	72,662.62	0.00	113,145.00	49.89
20E303 2542 1190 00 000000	HS CUSTODIAN SALARY	280,000.00	20,928.50	142,870.20	137,129.80	0.00	248,218.18	51.03
20E000 2542 1200 00 000000	Maint: salary, Subs/Extr	20,000.00	1,300.00	5,530.00	14,470.00	0.00	15,770.50	27.65
20E105 2542 1200 00 000000	ADAMS SUB/EXTRA CUSTODIAN	1,000.00	0.00	0.00	1,000.00	0.00	0.00	0.00
20E107 2542 1200 00 000000	JEFFERSON SUB/EXTRA CUSTODI	20,000.00	3,104.00	22,243.00	-2,243.00	0.00	19,956.13	111.22
20E108 2542 1200 00 000000	LINCOLN SUB/EXTRA CUSTODIAN	3,000.00	0.00	88.00	2,912.00	0.00	0.00	2.93
20E109 2542 1200 00 000000	LONGFEFLLOW SUB/EXTRA CUSTO	8,000.00	555.00	11,005.00	-3,005.00	0.00	4,873.00	137.56
20E110 2542 1200 00 000000	WASHINGTON SUB/EXTRA CUSTOD	5,000.00	582.00	8,051.00	-3,051.00	0.00	0.00	161.02
20E204 2542 1200 00 000000	JH SUB/EXTRA CUSTODIAN SALA	8,000.00	732.00	9,257.00	-1,257.00	0.00	7,771.00	115.71
20E303 2542 1200 00 000000	HS SUB/EXTRA CUSTODIAN	4,000.00	2,184.00	4,494.00	-494.00	0.00	445.50	112.35
20E000 2542 1210 00 000000	UPKP BLD: TEMP WORK	60,000.00	2,160.00	20,720.00	39,280.00	0.00	35,189.00	34.53
20E105 2542 1210 00 000000	ADAMS CUSTODIAN TEMP WORK	2,000.00	1,250.50	5,265.50	-3,265.50	0.00	0.00	263.28
20E107 2542 1210 00 000000	JEFFERSON CUSTODIAN TEMP WO	14,000.00	430.00	1,288.00	12,712.00	0.00	0.00	9.20
20E108 2542 1210 00 000000	LINCOLN CUSTODIAN TEMP WORK	11,000.00	197.00	419.75	10,580.25	0.00	4,851.00	3.82
20E109 2542 1210 00 000000	LONGFELLOW CUSTODIAN TEMP W	12,000.00	0.00	880.00	11,120.00	0.00	264.00	7.33
20E110 2542 1210 00 000000	WASHINGTON CUSTODIAN TEMP W	15,000.00	888.00	6,817.00	8,183.00	0.00	10,620.95	45.45
20E204 2542 1210 00 000000	JH CUSTODIAN TEMP SALARY	12,000.00	292.50	8,548.00	3,452.00	0.00	704.00	71.23

Account Number	Account Level Description Account Number	2021-22 Original Budget	January 2021-22 Monthly Activity	2021-22 FYTD Activity	2021-22 Available Funds	Encumbered Amount	2020-21 FY Activity	2021-22 FYTD %
20	OPERATIONS & MAINTENANCE FUND							
20E303 2542 1210 00 000000	HS CUSTODIAN TEMP SALARY	20,000.00	1,269.00	15,989.75	4,010.25	0.00	4,911.00	79.95
20E000 2542 1300 00 000000	Maint: Salary, Overtime	8,000.00	236.04	2,644.49	5,355.51	0.00	7,129.94	33.06
20E105 2542 1300 00 000000	ADAMS CUSTODIAN OVERTIME	3,000.00	0.00	499.82	2,500.18	0.00	413.43	16.66
20E107 2542 1300 00 000000	JEFFERSON CUSTODIAN OVERTIM	4,000.00	301.96	2,248.14	1,751.86	0.00	4,435.63	56.20
20E108 2542 1300 00 000000	LINCOLN CUSTODIAN OVERTIME	1,000.00	0.00	683.34	316.66	0.00	751.06	68.33
20E109 2542 1300 00 000000	LONGFELLOW CUSTODIAN OVERTI	500.00	0.00	0.00	500.00	0.00	16.27	0.00
20E110 2542 1300 00 000000	WASHINGTON CUSTODIAN OVERTI	2,500.00	188.96	1,972.55	527.45	0.00	1,046.13	78.90
20E204 2542 1300 00 000000	JH CUSTODIAN OVERTIME	5,000.00	368.46	817.16	4,182.84	0.00	2,194.57	16.34
20E303 2542 1300 00 000000	HS CUSTODIAN OVERTIME	12,000.00	34.25	6,983.61	5,016.39	0.00	11,936.83	58.20
20E000 2542 2120 00 000000	MAINT: IMRF	17,900.00	1,260.26	9,292.92	8,607.08	0.00	15,586.97	51.92
20E105 2542 2120 00 000000	ADAMS CUSTODIAN IMRF	5,000.00	268.21	1,851.46	3,148.54	0.00	2,973.22	37.03
20E107 2542 2120 00 000000	JEFFERSON CUSTODIAN IMRF	5,000.00	427.62	2,926.75	2,073.25	0.00	3,970.86	58.54
20E108 2542 2120 00 000000	LINCOLN CUSTODIAN IMRF	5,000.00	356.95	2,450.94	2,549.06	0.00	3,320.60	49.02
20E109 2542 2120 00 000000	LONGFELLOW CUSTODIAN IMRF	3,000.00	144.16	980.42	2,019.58	0.00	1,556.13	32.68
20E110 2542 2120 00 000000	WASHINGTON CUSTODIAN IMRF	6,500.00	381.51	2,392.11	4,107.89	0.00	4,700.47	36.80
20E204 2542 2120 00 000000	JH CUSTODIAN IMRF	7,000.00	468.36	3,495.00	3,505.00	0.00	5,394.10	49.93
20E303 2542 2120 00 000000	HS CUSTODIAN IMRF	14,000.00	987.77	6,932.09	7,067.91	0.00	12,217.15	49.51
20E000 2542 2220 00 000000	Maint: Health Insur	67,000.00	4,897.58	37,754.46	29,245.54	0.00	60,144.20	56.35
20E105 2542 2220 00 000000	ADAMS CUSTODIAN HEALTH INS	38,000.00	3,172.08	21,916.18	16,083.82	0.00	34,342.22	57.67
20E107 2542 2220 00 000000	JEFFERSON CUSTODIAN HEALTH	40,000.00	2,663.36	20,942.71	19,057.29	0.00	28,361.44	52.36
20E108 2542 2220 00 000000	LINCOLN CUSTODIAN HEALTH IN	16,000.00	1,311.94	9,049.53	6,950.47	0.00	11,007.90	56.56
20E109 2542 2220 00 000000	LONGFELLOW CUSTODIAN HEALTH	20,000.00	1,446.58	9,994.56	10,005.44	0.00	15,661.40	49.97
20E110 2542 2220 00 000000	WASHINGTON CUSTODIAN HEALTH	20,000.00	657.76	4,544.52	15,455.48	0.00	18,534.91	22.72
20E204 2542 2220 00 000000	JH CUSTODIAN HEALTH INS	25,000.00	0.00	2,900.12	22,099.88	0.00	7,121.16	11.60
20E303 2542 2220 00 000000	HS CUSTODIAN HEALTH INSURAN	80,000.00	4,738.96	41,304.65	38,695.35	0.00	68,264.38	51.63
20E000 2542 3190 00 000000	UPKP BLD: OTHER CONTR	400,000.00	29,630.89	333,543.24	62,280.12	4,176.64	222,657.02	83.39
20E000 2542 3190 00 000001	WASHINGTON REPAIRS	0.00	0.00	0.00	0.00	0.00	909,581.65	0.00
20E000 2542 3190 00 000002	CRAB ORCHARD BIKE PATH	100,000.00	0.00	100,000.00	0.00	0.00	0.00	100.00
20E000 2542 3210 00 000000	PEST CONTROL	1,200.00	0.00	437.00	724.00	39.00	1,123.00	36.42
20E105 2542 3210 00 000000	ADAMS PEST CONTROL	1,000.00	0.00	584.00	352.00	64.00	309.00	58.40
20E107 2542 3210 00 000000	JEFFERSON PEST CONTROL	1,000.00	250.00	528.00	425.00	47.00	493.00	52.80
20E108 2542 3210 00 000000	LINCOLN PEST CONTROL	1,000.00	0.00	362.00	635.00	3.00	594.00	36.20
20E109 2542 3210 00 000000	LONGFELLOW PEST CONTROL	1,000.00	0.00	365.00	635.00	0.00	594.00	36.50
20E110 2542 3210 00 000000	WASHINGTON PEST CONTROL	3,000.00	250.00	2,307.00	693.00	0.00	2,248.00	76.90
20E204 2542 3210 00 000000	JH PEST CONTROL	1,500.00	0.00	0.00	1,500.00	0.00	248.00	0.00
20E303 2542 3210 00 000000	HS PEST CONTROL	4,000.00	0.00	684.00	2,009.00	1,307.00	2,141.00	17.10
20E000 2542 3220 00 000000	Maint: Cln Serv Mops/Rug	3,500.00	269.72	1,627.62	1,872.38	0.00	2,843.24	46.50
20E107 2542 3220 00 000000	JEFFERSON MOPS/RUGS	10,000.00	958.65	3,904.12	6,095.88	0.00	8,564.86	39.04

Account Number	Account Level Description Account Number	2021-22 Original Budget	January 2021-22 Monthly Activity	2021-22 FYTD Activity	2021-22 Available Funds	Encumbered Amount	2020-21 FY Activity	2021-22 FYTD %
20	OPERATIONS & MAINTENANCE FUND							
20E108 2542 3220 00 000000	LINCOLN MOPS/RUGS	15,000.00	1,467.25	5,596.25	9,403.75	0.00	15,325.51	37.31
20E109 2542 3220 00 000000	LONGFELLOW MOPS/RUGS	15,000.00	1,520.55	6,694.47	8,305.53	0.00	15,011.69	44.63
20E110 2542 3220 00 000000	WASHINGTON MOPS/RUGS	15,000.00	1,253.39	8,197.32	6,802.68	0.00	14,703.96	54.65
20E204 2542 3220 00 000000	JH MOPS/RUGS	20,000.00	1,667.94	8,343.42	11,656.58	0.00	18,760.38	41.72
20E303 2542 3220 00 000000	HS MOPS/RUGS	20,000.00	2,175.08	11,509.95	8,490.05	0.00	20,801.42	57.55
20E000 2542 3320 00 000000	MAINT: TRAVEL	1,000.00	0.00	0.00	1,000.00	0.00	0.00	0.00
20E000 2542 3400 00 000000	PHONE SERVICE	200,000.00	31,795.23	103,389.20	91,878.29	4,732.51	191,778.23	51.69
20E000 2542 3700 00 000011	UO WATER	800.00	33.20	232.40	567.60	0.00	357.16	29.05
20E000 2542 3700 00 000013	SPORTS COMPLEX WATER	4,000.00	127.89	1,981.45	2,018.55	0.00	1,599.89	49.54
20E105 2542 3700 00 000000	ADAMS WATER	15,000.00	1,196.00	7,609.58	7,390.42	0.00	11,049.85	50.73
20E107 2542 3700 00 000000	JEFFERSON WATER	6,000.00	514.14	3,197.43	2,802.57	0.00	2,719.58	53.29
20E108 2542 3700 00 000000	LINCOLN WATER	6,000.00	500.12	2,090.64	3,909.36	0.00	2,132.63	34.84
20E109 2542 3700 00 000000	LONGFELLOW WATER	6,000.00	347.49	1,797.62	4,202.38	0.00	1,457.09	29.96
20E110 2542 3700 00 000000	WASHINGTON WATER	15,000.00	922.66	5,316.81	9,683.19	0.00	6,151.25	35.45
20E204 2542 3700 00 000000	JH WATER	15,000.00	818.10	4,681.04	10,318.96	0.00	5,752.17	31.21
20E303 2542 3700 00 000000	HS WATER	13,000.00	1,247.97	7,225.14	5,774.86	0.00	5,915.13	55.58
20E000 2542 4100 00 000000	MAINTENANCE SUPPLIES	200,000.00	12,211.16	114,658.72	77,803.69	7,537.59	188,607.42	57.33
20E105 2542 4100 00 000000	ADAMS CUSTODIAL SUPPLIES	12,500.00	739.17	4,569.24	7,930.76	0.00	3,343.01	36.55
20E107 2542 4100 00 000000	JEFFERSON CUSTODIAL SUPPLIE	13,000.00	919.42	5,402.79	7,597.21	0.00	4,377.68	41.56
20E108 2542 4100 00 000000	LINCOLN CUSTODIAL SUPPLIES	20,000.00	798.51	9,423.48	10,576.52	0.00	5,317.98	47.12
20E109 2542 4100 00 000000	LONGFELLOW CUSTODIAL SUPPLI	11,000.00	669.38	5,669.94	5,330.06	0.00	3,244.27	51.54
20E110 2542 4100 00 000000	WASHINGTON CUSTODIAL SUPPLI	15,000.00	711.21	6,044.36	8,955.64	0.00	8,615.10	40.30
20E204 2542 4100 00 000000	JH CUSTODIAN SUPPLIES	25,000.00	446.70	9,837.47	15,162.53	0.00	10,782.41	39.35
20E303 2542 4100 00 000000	HS CUSTODIAN SUPPLIES	45,000.00	2,584.90	17,291.74	27,708.26	0.00	18,927.95	38.43
20E000 2542 4650 00 000011	UO GAS	2,500.00	245.83	780.30	1,719.70	0.00	1,494.38	31.21
20E107 2542 4650 00 000000	JEFFERSON GAS	12,000.00	1,417.32	3,547.26	8,452.74	0.00	8,800.85	29.56
20E108 2542 4650 00 000000	LINCOLN GAS	20,000.00	2,276.19	10,391.98	9,608.02	0.00	13,304.84	51.96
20E109 2542 4650 00 000000	LONGFELLOW GAS	14,000.00	1,235.69	5,364.35	8,635.65	0.00	10,376.44	38.32
20E110 2542 4650 00 000000	WASHINGTON GAS	21,000.00	2,645.01	9,873.65	11,126.35	0.00	14,688.53	47.02
20E204 2542 4650 00 000000	JH GAS	35,000.00	3,748.78	11,573.53	23,426.47	0.00	32,074.42	33.07
20E303 2542 4650 00 000000	HS GAS	20,000.00	1,900.75	8,192.02	11,807.98	0.00	14,205.26	40.96
20E000 2542 4660 00 000011	UO ELECTRIC	11,000.00	1,093.00	5,507.51	5,492.49	0.00	8,005.11	50.07
20E000 2542 4660 00 000013	SPORTS COMPLEX ELECTRIC	8,500.00	622.80	3,063.61	5,436.39	0.00	4,826.59	36.04
20E105 2542 4660 00 000000	ADAMS ELECTRIC	104,000.00	7,573.43	48,750.42	55,249.58	0.00	77,399.72	46.88
20E107 2542 4660 00 000000	JEFFERSON ELECTRIC	45,000.00	2,149.35	27,235.49	17,764.51	0.00	30,242.55	60.52
20E108 2542 4660 00 000000	LINCOLN ELECTRIC	67,000.00	4,956.66	41,210.64	25,789.36	0.00	56,618.02	61.51
20E109 2542 4660 00 000000	LONGFELLOW ELECTRIC	37,000.00	1,354.81	20,512.12	16,487.88	0.00	23,929.31	55.44
20E110 2542 4660 00 000000	WASHINGTON ELECTRIC	65,000.00	4,534.12	45,593.61	19,406.39	0.00	46,919.90	70.14

Account Number	Account Level Description Account Number	2021-22 Original Budget	January 2021-22 Monthly Activity	2021-22 FYTD Activity	2021-22 Available Funds	Encumbered Amount	2020-21 FY Activity	2021-22 FYTD %
20	OPERATIONS & MAINTENANCE FUND							
20E204 2542 4660 00 000000	JH ELECTRIC	105,000.00	6,212.55	61,835.68	43,164.32	0.00	77,512.85	58.89
20E303 2542 4660 00 000000	HS ELECTRIC	410,000.00	26,792.31	203,208.06	206,791.94	0.00	313,439.51	49.56
20E000 2542 5400 00 000000	UPKP BLD: EQUIP CAP OUT	15,000.00	0.00	0.00	15,000.00	0.00	4,742.60	0.00
20E000 2542 5400 00 000001	BLD UPKP: CAP OUTLAY 2500-9	18,000.00	0.00	0.00	18,000.00	0.00	0.00	0.00
20E000 2542 6400 00 000000	MAINT; DUES & FEES	3,500.00	486.00	-14.00	3,351.00	0.00	2,850.00	-0.40
20E000 2543 3190 00 000000	UPKP GRD: CONTR	50,000.00	0.00	31,279.45	5,720.55	13,000.00	8,475.00	62.56
20E000 2543 3210 00 000000	UPKP GRD: TRASH REMOVAL	35,000.00	6,571.04	22,911.81	11,975.90	112.29	30,483.07	65.46
20E000 2543 3230 00 000000	UPKP GRD: REPAIR	2,000.00	0.00	2,400.00	-400.00	0.00	0.00	120.00
20E000 2543 4100 00 000000	UPKP GRD: SEED, FERT	76,000.00	180.00	20,319.53	55,680.47	0.00	24,107.73	26.74
20E000 2543 5400 00 000000	UPKP GRD: CAP OUTLAY0	15,000.00	0.00	2,500.00	12,500.00	0.00	10,377.00	16.67
20E000 2545 3230 00 000000	VEHICLE: REPAIR	10,000.00	2,042.45	4,459.92	5,464.06	0.00	2,221.06	44.60
20E000 2545 4100 00 000000	VEHICLE: SUP, MOW, TRKS	25,000.00	1,749.63	12,627.21	12,372.79	0.00	20,108.02	50.51
20E000 2545 5400 00 000001	VEHICLE: CAP OUTLAY 2500+	200,000.00	0.00	64,250.00	135,750.00	0.00	0.00	32.13
20E000 4120 3190 12 000000	WCSED: JT AGREE PMT	20,000.00	0.00	0.00	20,000.00	0.00	0.00	0.00
20---- ---- ---- -- ------		10,302,319.00	340,892.89	2,582,639.14	7,688,421.81	31,019.03	3,971,456.65	25.07
21	O&M LEASE							
21E000 2542 3250 00 000004	CHROMEBOOKS LEASE MHS & MJH	0.00	0.00	0.00	0.00	0.00	174,202.06	0.00
21E000 2542 3250 00 000005	Copier Lease Payment	52,800.00	4,400.00	26,400.00	26,400.00	0.00	52,948.02	50.00
21---- ---- ---- -- ------		52,800.00	4,400.00	26,400.00	26,400.00	0.00	227,150.08	50.00
30	DEBT SERVICE FUND OR FUND GROU							
30E000 5200 6200 00 000006	New MHS Interest Pymt	627,750.00	0.00	320,700.00	307,050.00	0.00	811,135.50	51.09
30E000 5200 6200 00 000007	New CS Interest Pymt	76,935.00	0.00	38,467.50	38,467.50	0.00	92,433.50	50.00
30E000 5300 6100 00 000007	New CS Principal Pymt	675,000.00	0.00	115,000.00	560,000.00	0.00	8,075,000.00	17.04
30E000 5300 6100 00 000008	NEW MHS PRINCIPAL PYMT	1,250,000.00	0.00	1,135,000.00	115,000.00	0.00	940,000.00	90.80
30E000 5400 3190 00 000000	BOND FEE	1,600.00	0.00	954.00	646.00	0.00	1,159.08	59.63
30E000 8990 0000 00 000000	OTHER SOURCES NOT CLASSIFIE	0.00	0.00	0.00	0.00	0.00	141,896.00	0.00
30---- ---- ---- -- ------		2,631,285.00	0.00	1,610,121.50	1,021,163.50	0.00	10,061,624.08	61.19

Account Number	Account Level Description Account Number	2021-22 Original Budget	January 2021-22 Monthly Activity	2021-22 FYTD Activity	2021-22 Available Funds	Encumbered Amount	2020-21 FY Activity	2021-22 FYTD %
40	TRANSPORTATION FUND							
40E000 2550 1110 00 000000	COOR SALARY	18,000.00	1,500.00	10,500.00	7,500.00	0.00	14,300.00	58.33
40E000 2550 2120 00 000000	PUPIL TRANS: IMRF	850.00	70.68	494.76	355.24	0.00	673.86	58.21
40E000 2550 2220 00 000000	COOR HEALTH INSUR	3,500.00	289.32	1,966.01	1,533.99	0.00	2,893.22	56.17
40E000 2550 3190 00 000000	PURCHASED SERVICES	20,000.00	0.00	0.00	20,000.00	0.00	21,482.56	0.00
40E000 2550 3190 00 000001	MHS ACTIVITY BUS PRINCIPAL	17,500.00	9,597.35	17,474.38	25.62	0.00	17,407.98	99.85
40E000 2550 3190 00 000002	MHS ACTIVITY BUS INTEREST	1,912.00	0.00	1,911.99	0.01	0.00	1,453.31	100.00
40E000 2550 3300 00 000000	ATHL TRIPS	90,000.00	5,924.18	43,612.00	46,388.00	0.00	28,442.62	48.46
40E960 2550 3300 30 000000	ESSER II PUPIL TRANSPORTATI	75,000.00	0.00	54,709.76	20,290.24	0.00	0.00	72.95
40E000 2550 3310 00 000000	CURRICULAR TRIPS	15,000.00	1,748.60	6,917.27	8,082.73	0.00	638.77	46.12
40E000 2550 3320 00 000000	ACTIVITY TRIPS	80,000.00	6,070.66	19,290.57	60,709.43	0.00	1,894.98	24.11
40E000 2550 3330 00 000000	ADAMS ATHLETIC BUS TRANS.	15,000.00	1,070.88	6,733.13	8,266.87	0.00	3,935.03	44.89
40E000 2552 3310 00 000000	CONTR FEES	1,300,000.00	87,139.75	563,223.90	736,776.10	0.00	1,100,771.97	43.32
40E000 2552 4100 00 000000	MHS ACTIVITY BUS EXPENSES	5,000.00	337.15	2,952.34	2,047.66	0.00	900.32	59.05
40E000 4120 3310 12 000000	WCSED: JT AGR PMT	287,000.00	69,584.80	123,264.80	163,735.20	0.00	248,268.00	42.95
40---- ---- ---- -- ------		1,928,762.00	183,333.37	853,050.91	1,075,711.09	0.00	1,443,062.62	44.23
50	SOCIAL SECURITY/MEDICARE							
50E960 1100 2130 30 000000		3,100.00	0.00	2,540.92	559.08	0.00	74.97	81.97
50E960 1100 2140 30 000000		2,900.00	0.00	2,412.75	487.25	0.00	739.11	83.20
50E000 1101 2130 00 000000	ELEM FICA	100.00	0.00	6.37	93.63	0.00	21.08	6.37
50E105 1101 2130 00 000000	ADAMS FICA	1,000.00	53.28	511.76	488.24	0.00	816.45	51.18
50E105 1101 2130 00 000001	ADAMS TEACHER AIDE FICA	1,000.00	0.00	0.00	1,000.00	0.00	147.58	0.00
50E107 1101 2130 00 000000	JEFFERSON FICA	1,100.00	39.94	406.32	693.68	0.00	666.03	36.94
50E108 1101 2130 00 000000	LINCOLN FICA	400.00	0.00	4.09	395.91	0.00	22.32	1.02
50E109 1101 2130 00 000000	LONGFELLOW FICA	1,000.00	51.61	460.33	539.67	0.00	759.67	46.03
50E110 1101 2130 00 000000	WASHINGTON FICA	1,400.00	114.01	988.74	411.26	0.00	1,118.53	70.62
50E000 1101 2140 00 000000	ELEM MEDICARE	100.00	59.20	197.35	-97.35	0.00	84.90	197.35
50E000 1101 2140 00 000001	SETTLEMENT MEDICARE	0.00	0.00	0.00	0.00	0.00	0.00	0.00
50E000 1101 2140 00 000002		1,500.00	0.00	990.58	509.42	0.00	2,151.93	66.04
50E105 1101 2140 00 000000	ADAMS MEDICARE	12,000.00	994.88	6,700.29	5,299.71	0.00	10,111.83	55.84
50E105 1101 2140 00 000001	ADAMS TEACHER AIDE MEDICARE	200.00	0.00	0.00	200.00	0.00	34.52	0.00
50E107 1101 2140 00 000000	JEFFERSON MEDICARE	14,500.00	1,047.11	7,153.67	7,346.33	0.00	12,979.51	49.34
50E108 1101 2140 00 000000	LINCOLN MEDICARE	28,000.00	2,266.21	15,954.06	12,045.94	0.00	26,797.30	56.98
50E109 1101 2140 00 000000	LONGFELLOW MEDICARE	14,000.00	1,063.14	7,293.22	6,706.78	0.00	12,788.73	52.09
50E110 1101 2140 00 000000	WASHINGTON MEDICARE	25,000.00	2,108.97	14,233.02	10,766.98	0.00	24,248.49	56.93
50E204 1102 2140 00 000000	JH MEDICARE	44,500.00	3,664.24	24,204.07	20,295.93	0.00	40,109.67	54.39

Account Number	Account Level Description Account Number	2021-22 Original Budget	January 2021-22 Monthly Activity	2021-22 FYTD Activity	2021-22 Available Funds	Encumbered Amount	2020-21 FY Activity	2021-22 FYTD %
50	SOCIAL SECURITY/MEDICARE							
50E303 1103 2130 00 000000	HS FICA	12,000.00	490.79	3,394.71	8,605.29	0.00	5,502.60	28.29
50E105 1103 2140 00 000000	HS EXT MEDICARE	3,300.00	233.63	1,620.15	1,679.85	0.00	2,642.46	49.10
50E303 1103 2140 00 000000	HS MEDICARE	57,500.00	4,771.12	32,604.07	24,895.93	0.00	56,242.90	56.70
50E303 1103 2140 00 000001	HS 3 Circle Ag Grant	250.00	11.62	40.67	209.33	0.00	120.07	16.27
50E303 1103 2140 00 000002	HS LOCAL SHARE 3 CIRCLE AG	250.00	7.12	99.15	150.85	0.00	101.55	39.66
50E940 1250 2130 30 000000	Esser Grant- FICA Employee	0.00	0.00	0.00	0.00	0.00	0.00	0.00
50E965 1250 2130 30 000000	ESSER III FICA	1,450.00	0.00	0.00	1,450.00	0.00	0.00	0.00
50E902 1250 2140 30 000000	TITLE I MEDICARE	9,135.00	0.00	154.91	8,980.09	0.00	0.00	1.70
50E902 1250 2140 30 105000	AD TITLE I MEDICARE	0.00	69.67	325.91	-325.91	0.00	118.68	0.00
50E902 1250 2140 30 107000	JE TITLE I MEDICARE	0.00	121.31	584.11	-584.11	0.00	214.44	0.00
50E902 1250 2140 30 108000	LI TITLE I MEDICARE	0.00	120.99	646.58	-646.58	0.00	358.64	0.00
50E902 1250 2140 30 109000	LO TITLE I MEDICARE	0.00	101.85	486.81	-486.81	0.00	357.90	0.00
50E902 1250 2140 30 110000	WA TITLE I MEDICARE	0.00	250.70	1,231.18	-1,231.18	0.00	334.40	0.00
50E930 1250 2140 30 000000	TITLE I: MEDICARE	4,300.00	0.00	3,182.55	1,117.45	0.00	371.28	74.01
50E930 1250 2140 30 105000	AD TITLE I MEDICARE	0.00	0.00	122.30	-122.30	0.00	612.60	0.00
50E930 1250 2140 30 107000	JE TITLE I MEDICARE	0.00	0.00	224.04	-224.04	0.00	1,120.21	0.00
50E930 1250 2140 30 108000	LI TITLE I MEDICARE	0.00	0.00	149.72	-149.72	0.00	1,911.56	0.00
50E930 1250 2140 30 109000	LO TITLE I MEDICARE	0.00	0.00	186.08	-186.08	0.00	934.97	0.00
50E930 1250 2140 30 110000	WA TITLE I MEDICARE	0.00	0.00	353.30	-353.30	0.00	2,916.13	0.00
50E935 1250 2140 00 000004	TITLE SIP MEDICARE	0.00	0.00	0.00	0.00	0.00	0.00	0.00
50E935 1250 2140 00 000005	TITLE SIP MEDICARE	0.00	0.00	0.00	0.00	0.00	0.00	0.00
50E936 1250 2140 00 000004		0.00	0.00	0.00	0.00	0.00	0.44	0.00
50E940 1250 2140 30 000000	Esser Grant- Medicare	0.00	0.00	0.00	0.00	0.00	0.00	0.00
50E960 1250 2140 30 000000	ESSER II MEDICARE	4,300.00	344.98	1,485.33	2,814.67	0.00	0.00	34.54
50E965 1250 2140 30 000000	ESSER III MEDICARE	3,625.00	58.59	306.10	3,318.90	0.00	0.00	8.44
50E000 1400 2130 20 000000	VOC SEC: FICA	500.00	23.06	205.00	295.00	0.00	6.82	41.00
50E000 1400 2140 20 000000	VOC SEC: MEDICAR	150.00	5.39	47.94	102.06	0.00	1.60	31.96
50E000 1401 2130 21 000000	VOCATIONAL FICA-SKYWARD	300.00	0.00	0.00	300.00	0.00	0.00	0.00
50E000 1401 2140 21 000000	WCRVS SPEC.NEEDS: MEDIC	300.00	0.00	0.00	300.00	0.00	0.00	0.00
50E000 1500 2130 00 000000	ATHL: FICA	2,000.00	139.66	983.24	1,016.76	0.00	1,569.30	49.16
50E000 1500 2130 00 000001	ATHL: FICA	1,500.00	192.11	851.85	648.15	0.00	530.71	56.79
50E204 1500 2130 20 000000	JH BOYS BASKETBALL FICA	300.00	0.00	0.00	300.00	0.00	98.08	0.00
50E204 1500 2130 22 000000	JH SOFTBALL FICA	300.00	0.00	157.64	142.36	0.00	126.08	52.55
50E204 1500 2130 23 000000	JH VOLLEYBALL FICA	200.00	0.00	0.00	200.00	0.00	126.06	0.00
50E204 1500 2130 24 000000	JH CHEERLEADING FICA	300.00	28.66	143.30	156.70	0.00	168.08	47.77
50E204 1500 2130 25 000000	JH DANCE/POM FICA	200.00	19.10	95.50	104.50	0.00	168.14	47.75
50E204 1500 2130 40 000000		300.00	71.64	214.92	85.08	0.00	252.12	71.64
50E303 1500 2130 01 000000	HS FOOTBALL FICA	450.00	63.10	624.08	-174.08	0.00	417.03	138.68

Account Number	Account Level Description Account Number	2021-22 Original Budget	January 2021-22 Monthly Activity	2021-22 FYTD Activity	2021-22 Available Funds	Encumbered Amount	2020-21 FY Activity	2021-22 FYTD %
50	SOCIAL SECURITY/MEDICARE							
50E303 1500 2130 04 000000	HS BOYS SOCCER FICA	700.00	0.00	494.36	205.64	0.00	483.28	70.62
50E303 1500 2130 06 000000	HS WRESTLING FICA	500.00	97.62	292.86	207.14	0.00	381.70	58.57
50E303 1500 2130 08 000000	HS SOFTBALL FICA	200.00	0.00	0.00	200.00	0.00	119.04	0.00
50E303 1500 2130 09 000000	HS FISHING FICA	200.00	0.00	0.00	200.00	0.00	0.00	0.00
50E303 1500 2130 10 000000	HS BOWLING FICA	200.00	0.00	0.00	200.00	0.00	168.08	0.00
50E303 1500 2130 11 000000	HS VOLLEYBALL FICA	300.00	0.00	623.34	-323.34	0.00	238.12	207.78
50E303 1500 2130 13 000000	HS CHEERLEADING FICA	500.00	81.20	406.00	94.00	0.00	476.24	81.20
50E303 1500 2130 15 000000	HS BOYS BASKETBALL FICA	800.00	51.04	234.11	565.89	0.00	730.16	29.26
50E303 1500 2130 31 000000	HS GIRLS BASKETBALL FICA	500.00	124.68	374.02	125.98	0.00	487.52	74.80
50E303 1500 2130 32 000000		0.00	0.00	200.08	-200.08	0.00	0.00	0.00
50E303 1500 2130 33 000000	HS GIRLS TRACK FICA	500.00	0.00	0.00	500.00	0.00	374.04	0.00
50E303 1500 2130 36 000000	HS GIRLS SOCCER FICA	600.00	0.00	0.00	600.00	0.00	483.24	0.00
50E000 1500 2140 00 000000	ATHL: MEDICARE	700.00	43.96	308.57	391.43	0.00	494.29	44.08
50E000 1500 2140 00 000001	ATHL: MEDICARE	500.00	63.07	277.51	222.49	0.00	187.76	55.50
50E204 1500 2140 20 000000	JH BOYS BASKETBALL MEDICARE	200.00	8.98	58.20	141.80	0.00	101.53	29.10
50E204 1500 2140 21 000000	JH BASEBALL MEDICARE	100.00	6.70	44.63	55.37	0.00	66.40	44.63
50E204 1500 2140 22 000000	JH SOFTBALL MEDICARE	150.00	3.54	60.50	89.50	0.00	65.06	40.33
50E204 1500 2140 23 000000	JH VOLLEYBALL MEDICARE	200.00	3.66	24.42	175.58	0.00	65.96	12.21
50E204 1500 2140 24 000000	JH CHEERLEADING MEDICARE	100.00	6.70	33.50	66.50	0.00	39.28	33.50
50E204 1500 2140 25 000000	JH DANCE/POM MEDICARE	150.00	4.46	30.30	119.70	0.00	86.98	20.20
50E204 1500 2140 26 000000	JH BOYS TRACK MEDICARE	150.00	6.54	43.84	106.16	0.00	67.30	29.23
50E204 1500 2140 27 000000	JH BOYS CC MEDICARE	100.00	7.18	48.40	51.60	0.00	72.14	48.40
50E204 1500 2140 40 000000	JH GIRLS BASKETBALL MEDICAR	150.00	21.04	78.96	71.04	0.00	111.62	52.64
50E204 1500 2140 41 000000	JH GIRLS TRACK MEDICARE	100.00	0.00	4.82	95.18	0.00	76.14	4.82
50E303 1500 2140 01 000000	HS FOOTBALL MEDICARE	500.00	34.51	366.70	133.30	0.00	420.93	73.34
50E303 1500 2140 02 000000	HS BOYS CC MEDICARE	100.00	0.00	10.10	89.90	0.00	60.76	10.10
50E303 1500 2140 03 000000	HS BOYS TENNIS MEDICARE	100.00	5.46	38.00	62.00	0.00	63.98	38.00
50E303 1500 2140 04 000000	HS BOYS SOCCER MEDICARE	200.00	0.00	115.60	84.40	0.00	113.04	57.80
50E303 1500 2140 05 000000	HS BOYS TRACK MEDICARE	250.00	0.00	17.82	232.18	0.00	167.64	7.13
50E303 1500 2140 06 000000	HS WRESTLING MEDICARE	200.00	28.92	98.64	101.36	0.00	101.13	49.32
50E303 1500 2140 07 000000	HS BASEBALL MEDICARE	250.00	4.60	31.94	218.06	0.00	137.85	12.78
50E303 1500 2140 08 000000	HS SOFTBALL MEDICARE	300.00	9.78	49.51	250.49	0.00	132.68	16.50
50E303 1500 2140 09 000000	HS FISHING MEDICARE	100.00	3.36	23.36	76.64	0.00	43.68	23.36
50E303 1500 2140 10 000000	HS BOWLING MEDICARE	75.00	3.52	14.08	60.92	0.00	39.28	18.77
50E303 1500 2140 11 000000	HS VOLLEYBALL MEDICARE	250.00	4.20	189.66	60.34	0.00	192.14	75.86
50E303 1500 2140 12 000000	HS BOYS GOLF MEDICARE	200.00	5.34	37.16	162.84	0.00	62.70	18.58
50E303 1500 2140 13 000000	HS CHEERLEADING MEDICARE	200.00	19.00	94.99	105.01	0.00	111.36	47.50
50E303 1500 2140 14 000000	HS DANCE/POM MEDICARE	100.00	9.42	57.50	42.50	0.00	62.32	57.50

Account Number	Account Level Description Account Number	2021-22 Original Budget	January 2021-22 Monthly Activity	2021-22 FYTD Activity	2021-22 Available Funds	Encumbered Amount	2020-21 FY Activity	2021-22 FYTD %
50	SOCIAL SECURITY/MEDICARE							
50E303 1500 2140 15 000000	HS BOYS BASKETBALL MEDICARE	400.00	32.67	184.46	215.54	0.00	318.29	46.12
50E303 1500 2140 31 000000	HS GIRLS BASKETBALL MEDICAR	300.00	33.68	109.86	190.14	0.00	114.00	36.62
50E303 1500 2140 32 000000	HS GIRLS CC MEDICARE	100.00	5.58	85.63	14.37	0.00	65.20	85.63
50E303 1500 2140 33 000000	HS GIRLS TRACK MEDICARE	250.00	8.52	42.54	207.46	0.00	204.15	17.02
50E303 1500 2140 34 000000	HS GIRLS GOLF MEDICARE	100.00	5.18	36.02	63.98	0.00	60.64	36.02
50E303 1500 2140 35 000000	HS GIRLS TENNIS MEDICARE	100.00	5.54	38.50	61.50	0.00	64.48	38.50
50E303 1500 2140 36 000000	HS GIRLS SOCCER MEDICARE	200.00	0.00	0.00	200.00	0.00	113.04	0.00
50E000 1501 2130 00 000000	ADAMS ATHLETIC FICA	900.00	366.88	1,520.21	-620.21	0.00	752.79	168.91
50E000 1501 2140 00 000000	ADAMS ATHLETIC MEDICARE	300.00	89.32	463.45	-163.45	0.00	220.53	154.48
50E000 1600 2140 00 000002	JH SUMMER SCHOOL MEDICARE	150.00	0.00	0.00	150.00	0.00	1.82	0.00
50E000 1600 2140 00 000003	HS SUMMER SCHOOL MEDICARE	450.00	0.00	0.00	450.00	0.00	0.00	0.00
50E105 2122 2140 00 000000	ADAMS PUPIL SERV MEDICARE	1,050.00	87.54	607.36	442.64	0.00	899.94	57.84
50E107 2122 2140 00 000000	JEFFERSON PUPIL SERV MEDICA	0.00	0.00	0.00	0.00	0.00	0.00	0.00
50E108 2122 2140 00 000000	LINCOLN PUPIL SERV MEDICARE	1,000.00	73.10	507.39	492.61	0.00	852.11	50.74
50E109 2122 2140 00 000000	LINCOLN PUPIL SERV MEDICARE	200.00	0.00	0.00	200.00	0.00	79.80	0.00
50E110 2122 2140 00 000000	WASHINGTON PUPIL SERV MEDIC	1,000.00	0.00	0.00	1,000.00	0.00	0.00	0.00
50E204 2122 2140 00 000000	JH PUPIL SERV MEDICARE	2,000.00	136.04	944.86	1,055.14	0.00	1,608.60	47.24
50E303 2122 2140 00 000000	HS PUPIL SERV MEDICARE	5,000.00	414.09	2,868.97	2,131.03	0.00	4,790.52	57.38
50E902 2122 2140 30 000000	TITLE I MEDICARE	2,100.00	0.00	0.00	2,100.00	0.00	0.00	0.00
50E902 2122 2140 30 105000	AD TITLE I MEDICARE	0.00	8.40	41.84	-41.84	0.00	115.96	0.00
50E902 2122 2140 30 107000	JE TITLE I MEDICARE	0.00	8.40	41.84	-41.84	0.00	58.32	0.00
50E902 2122 2140 30 108000		0.00	8.40	41.84	-41.84	0.00	0.00	0.00
50E902 2122 2140 30 109000	LO TITLE I MEDICARE	0.00	136.36	681.64	-681.64	0.00	58.30	0.00
50E902 2122 2140 30 110000		0.00	8.40	41.84	-41.84	0.00	0.00	0.00
50E930 2122 2140 00 107000		0.00	0.00	121.50	-121.50	0.00	365.40	0.00
50E930 2122 2140 00 109000		0.00	0.00	125.64	-125.64	0.00	628.20	0.00
50E930 2122 2140 00 110000		0.00	0.00	82.64	-82.64	0.00	578.48	0.00
50E930 2122 2140 30 000000	TITLE I:GUIDANCE MEDICAR	330.00	0.00	0.00	330.00	0.00	0.00	0.00
50E000 2134 2130 00 000000	HEALTH: FICA	200.00	299.46	315.08	-115.08	0.00	97.56	157.54
50E105 2134 2130 00 000000	ADAMS HEALTH SERV FICA	2,000.00	141.34	1,102.55	897.45	0.00	1,638.74	55.13
50E107 2134 2130 00 000000	JEFFERSON HEALTH SERV FICA	1,800.00	137.61	964.93	835.07	0.00	1,559.50	53.61
50E108 2134 2130 00 000000	LINCOLN HEALTH SERV FICA	1,700.00	136.42	968.23	731.77	0.00	1,574.65	56.95
50E109 2134 2130 00 000000	LONGFELLOW HEALTH SERV FICA	1,900.00	124.08	865.56	1,034.44	0.00	1,416.48	45.56
50E110 2134 2130 00 000000	WASHINGTON HEALTH SERV FICA	2,500.00	198.10	1,353.44	1,146.56	0.00	2,236.06	54.14
50E204 2134 2130 00 000000	JH HEALTH SERV FICA	1,900.00	204.91	1,474.60	425.40	0.00	1,128.07	77.61
50E303 2134 2130 00 000000	HS HEALTH SERV FICA	2,000.00	221.12	1,294.67	705.33	0.00	1,295.52	64.73
50E960 2134 2130 30 000000		0.00	2.60	64.09	-64.09	0.00	0.00	0.00
50E965 2134 2130 30 000000		0.00	0.00	12.34	-12.34	0.00	0.00	0.00

Account Number	Account Level Description Account Number	2021-22 Original Budget	January 2021-22 Monthly Activity	2021-22 FYTD Activity	2021-22 Available Funds	Encumbered Amount	2020-21 FY Activity	2021-22 FYTD %
50	SOCIAL SECURITY/MEDICARE							
50E000 2134 2140 00 000000	HEALTH: MEDICARE	500.00	70.04	418.11	81.89	0.00	451.15	83.62
50E105 2134 2140 00 000000	ADAMS HEALTH SERV MEDICARE	600.00	33.06	257.89	342.11	0.00	383.30	42.98
50E107 2134 2140 00 000000	JEFFERSON HEALTH SERV MEDIC	450.00	32.18	225.66	224.34	0.00	364.72	50.15
50E108 2134 2140 00 000000	LINCOLN HEALTH SERV MEDICAR	500.00	31.91	226.47	273.53	0.00	368.24	45.29
50E109 2134 2140 00 000000	LONGFELLOW HEALTH SERV MEDI	500.00	29.02	202.43	297.57	0.00	331.28	40.49
50E110 2134 2140 00 000000	WASHINGTON HEALTH SERV MEDI	600.00	46.32	316.49	283.51	0.00	522.91	52.75
50E204 2134 2140 00 000000	JH HEALTH SERV MEDICARE	500.00	47.54	344.49	155.51	0.00	263.88	68.90
50E303 2134 2140 00 000000	HS HEALTH SERV MEDICARE	500.00	51.72	302.79	197.21	0.00	302.93	60.56
50E960 2134 2140 30 000000		0.00	0.61	15.00	-15.00	0.00	0.00	0.00
50E965 2134 2140 30 000000		0.00	0.00	2.88	-2.88	0.00	0.00	0.00
50E105 2190 2130 00 000000	ADAMS SUPPORT STAFF FICA	600.00	20.13	206.76	393.24	0.00	219.46	34.46
50E107 2190 2130 00 000000	JEFFERSON SUPPORT STAFF FIC	2,000.00	103.67	1,016.67	983.33	0.00	1,723.20	50.83
50E108 2190 2130 00 000000	LINCOLN SUPPORT STAFF FICA	2,500.00	186.53	1,719.98	780.02	0.00	1,168.28	68.80
50E109 2190 2130 00 000000	LONGFELLOW SUPPORT STAFF FI	1,500.00	104.67	1,013.41	486.59	0.00	984.17	67.56
50E110 2190 2130 00 000000	WASHINGTON SUPPORT STAFF FI	3,500.00	273.03	2,442.41	1,057.59	0.00	2,364.16	69.78
50E204 2190 2130 00 000000	JH SUPPORT STAFF FICA	2,000.00	51.39	784.49	1,215.51	0.00	516.01	39.22
50E303 2190 2130 00 000000	HS SUPPORT STAFF FICA	3,500.00	191.88	1,851.53	1,648.47	0.00	2,123.03	52.90
50E105 2190 2140 00 000000	ADAMS SUPPORT STAFF MEDICAR	250.00	4.71	48.35	201.65	0.00	51.32	19.34
50E107 2190 2140 00 000000	JEFFERSON SUPPORT STAFF MED	500.00	24.25	237.75	262.25	0.00	402.95	47.55
50E108 2190 2140 00 000000	LINCOLN SUPPORT STAFF MEDIC	550.00	43.64	402.29	147.71	0.00	273.25	73.14
50E109 2190 2140 00 000000	LONGFELLOW SUPPORT STAFF ME	400.00	24.47	236.97	163.03	0.00	230.13	59.24
50E110 2190 2140 00 000000	WASHINGTON SUPPORT STAFF ME	850.00	63.82	570.94	279.06	0.00	552.63	67.17
50E204 2190 2140 00 000000	JH SUPPORT STAFF MEDICARE	500.00	12.02	183.49	316.51	0.00	120.70	36.70
50E303 2190 2140 00 000000	HS SUPPORT STAFF MEDICARE	800.00	44.87	432.99	367.01	0.00	496.54	54.12
50E000 2210 2130 00 000000	IMP INST: FICA	2,300.00	195.24	1,367.92	932.08	0.00	2,140.74	59.47
50E902 2210 2130 30 000000	TITLE I FICA	0.00	0.00	0.00	0.00	0.00	0.00	0.00
50E930 2210 2130 30 000000	TITLE I; FICA	0.00	0.00	0.00	0.00	0.00	0.00	0.00
50E940 2210 2130 30 000000	ESSER FICA	0.00	0.00	0.00	0.00	0.00	74.84	0.00
50E000 2210 2140 00 000000	IMP INST: MEDICARE	2,000.00	143.02	1,105.66	894.34	0.00	1,889.92	55.28
50E303 2210 2140 00 000001	3 CIRCLE AG GRANT MEDICARE	50.00	2.94	10.29	39.71	0.00	26.95	20.58
50E902 2210 2140 30 000000	TITLE I MEDICARE	1,600.00	0.00	0.00	1,600.00	0.00	0.00	0.00
50E902 2210 2140 30 105000	AD TITLE I MEDICARE	0.00	24.98	124.96	-124.96	0.00	55.76	0.00
50E902 2210 2140 30 107000	JE TITLE I MEDICARE	0.00	24.98	124.96	-124.96	0.00	55.76	0.00
50E902 2210 2140 30 108000	LI TITLE I MEDICARE	0.00	24.98	124.96	-124.96	0.00	55.76	0.00
50E902 2210 2140 30 109000	LO TITLE I MEDICARE	0.00	24.98	124.96	-124.96	0.00	55.76	0.00
50E902 2210 2140 30 110000	WA TITLE I MEDICARE	0.00	25.00	125.03	-125.03	0.00	55.71	0.00
50E930 2210 2140 00 105000	AD TITLE I MEDICARE	0.00	0.00	32.28	-32.28	0.00	236.42	0.00
50E930 2210 2140 00 107000	JE TITLE I MEDICARE	0.00	0.00	32.28	-32.28	0.00	236.42	0.00

Account Number	Account Level Description Account Number	2021-22 Original Budget	January 2021-22 Monthly Activity	2021-22 FYTD Activity	2021-22 Available Funds	Encumbered Amount	2020-21 FY Activity	2021-22 FYTD %
50	SOCIAL SECURITY/MEDICARE							
50E930 2210 2140 00 108000	LI TITLE I MEDICARE	0.00	0.00	32.28	-32.28	0.00	236.42	0.00
50E930 2210 2140 00 109000	LO TITLE I MEDICARE	0.00	0.00	32.28	-32.28	0.00	236.42	0.00
50E930 2210 2140 00 110000	WA TITLE I MEDICARE	0.00	0.00	32.32	-32.32	0.00	236.70	0.00
50E930 2210 2140 30 000000	TITLE I; MEDICARE	162.00	0.00	0.00	162.00	0.00	243.60	0.00
50E930 2210 2140 30 105000	Title I Medicare-Summer Sch	0.00	0.00	0.00	0.00	0.00	7.36	0.00
50E930 2210 2140 30 107000	Title I Medicare-Summer Sch	0.00	0.00	0.00	0.00	0.00	29.29	0.00
50E930 2210 2140 30 108000	Title I Medicare-Summer Sch	0.00	0.00	0.00	0.00	0.00	29.00	0.00
50E930 2210 2140 30 109000	Title I Medicare-Summer Sch	0.00	0.00	0.00	0.00	0.00	35.15	0.00
50E930 2210 2140 30 110000	Title I Medicare-Summer Sch	0.00	0.00	0.00	0.00	0.00	29.00	0.00
50E935 2210 2140 00 000004	TITLE II MEDICARE	0.00	0.00	0.00	0.00	0.00	5.18	0.00
50E935 2210 2140 00 000005	TITLE SIP MEDICARE	0.00	0.00	0.00	0.00	0.00	0.00	0.00
50E940 2210 2140 30 000000	ESSER MEDICARE	0.00	0.00	0.00	0.00	0.00	325.46	0.00
50E960 2210 2140 30 000000		4,300.00	0.00	41.00	4,259.00	0.00	2.61	0.95
50E965 2210 2140 30 000000	ESSER III MEDICARE	849.00	7.83	148.83	700.17	0.00	0.00	17.53
50E965 2220 2140 30 000000		0.00	14.57	58.12	-58.12	0.00	0.00	0.00
50E000 2225 2130 00 000000	TECH: FICA	16,000.00	1,277.36	9,395.89	6,604.11	0.00	14,806.98	58.72
50E000 2225 2140 00 000000	TECH: MEDICARE	4,000.00	298.75	2,197.50	1,802.50	0.00	3,463.06	54.94
50E000 2321 2130 00 000000	ADMIN: FICA	3,100.00	270.50	1,893.50	1,206.50	0.00	2,865.86	61.08
50E000 2321 2140 00 000000	ADMIN: MEDICARE	4,000.00	310.74	2,196.24	1,803.76	0.00	3,560.35	54.91
50E105 2410 2130 00 000000	ADAMS PRINCIPAL FICA	2,500.00	213.53	1,436.04	1,063.96	0.00	2,119.75	57.44
50E107 2410 2130 00 000000	JEFFERSON PRINCIPAL FICA	2,500.00	197.63	1,376.99	1,123.01	0.00	2,281.56	55.08
50E108 2410 2130 00 000000	LINCOLN PRINCIPAL FICA	3,050.00	235.46	1,777.20	1,272.80	0.00	2,651.13	58.27
50E109 2410 2130 00 000000	LONGFELLOW PRINCIPAL FICA	3,500.00	259.40	1,700.60	1,799.40	0.00	2,666.37	48.59
50E110 2410 2130 00 000000	WASHINGTON PRINCIPAL FICA	2,600.00	209.92	1,529.49	1,070.51	0.00	2,444.99	58.83
50E204 2410 2130 00 000000	JH PRINCIPAL FICA	4,100.00	318.02	2,202.18	1,897.82	0.00	3,473.42	53.71
50E303 2410 2130 00 000000	HS PRIN FICA	13,000.00	797.01	5,773.77	7,226.23	0.00	10,131.06	44.41
50E105 2410 2140 00 000000	ADAMS PRINCIPAL MEDICARE	2,100.00	159.36	1,116.74	983.26	0.00	1,741.87	53.18
50E107 2410 2140 00 000000	JEFFERSON PRINCIPAL MEDICAR	2,000.00	139.92	884.21	1,115.79	0.00	2,249.42	44.21
50E108 2410 2140 00 000000	LINCOLN PRINCIPAL MEDICARE	3,600.00	278.74	2,009.33	1,590.67	0.00	3,221.06	55.81
50E109 2410 2140 00 000000	LONGFELLOW PRINCIPAL MEDICA	2,100.00	163.41	1,131.31	968.69	0.00	1,817.02	53.87
50E110 2410 2140 00 000000	WASHINGTON PRINCIPAL MEDICA	3,200.00	243.98	1,751.58	1,448.42	0.00	2,842.26	54.74
50E204 2410 2140 00 000000	JH PRINCIPAL MEDICARE	4,600.00	283.84	2,017.27	2,582.73	0.00	4,583.24	43.85
50E303 2410 2140 00 000000	HS PRIN MEDICARE	6,500.00	524.92	3,784.82	2,715.18	0.00	6,174.73	58.23
50E930 2410 2140 30 000000	TITLE 1: MEDICARE	0.00	0.00	0.00	0.00	0.00	0.00	0.00
50E000 2510 2130 00 000000	BUS MAN: FICA	5,800.00	444.32	3,112.52	2,687.48	0.00	4,960.40	53.66
50E000 2510 2140 00 000000	BUS MAN: MEDICARE	1,400.00	103.92	727.95	672.05	0.00	1,159.95	52.00
50E000 2520 2130 00 000000	FISCAL: FICA	5,700.00	365.62	2,651.72	3,048.28	0.00	4,134.84	46.52
50E000 2520 2140 00 000000	FISCAL: MEDICARE	1,400.00	85.50	620.12	779.88	0.00	967.13	44.29

Account Number	Account Level Description Account Number	2021-22 Original Budget	January 2021-22 Monthly Activity	2021-22 FYTD Activity	2021-22 Available Funds	Encumbered Amount	2020-21 FY Activity	2021-22 FYTD %
50	SOCIAL SECURITY/MEDICARE							
50E000 2542 2130 00 000000	MAINT: FICA	26,000.00	1,715.74	12,392.22	13,607.78	0.00	20,973.55	47.66
50E105 2542 2130 00 000000	ADAMS CUSTODIAN FICA	6,300.00	327.87	2,338.19	3,961.81	0.00	3,386.77	37.11
50E107 2542 2130 00 000000	JEFFERSON CUSTODIAN FICA	7,000.00	553.65	3,787.94	3,212.06	0.00	5,556.27	54.11
50E108 2542 2130 00 000000	LINCOLN CUSTODIAN FICA	5,500.00	464.67	3,197.91	2,302.09	0.00	4,348.62	58.14
50E109 2542 2130 00 000000	LONGFELLOW CUSTODIAN FICA	5,000.00	203.01	1,879.86	3,120.14	0.00	2,942.51	37.60
50E110 2542 2130 00 000000	WASHINGTON CUSTODIAN FICA	8,000.00	577.49	4,002.77	3,997.23	0.00	6,136.11	50.03
50E204 2542 2130 00 000000	JH CUSTODIAN FICA	10,000.00	702.14	5,627.69	4,372.31	0.00	7,876.48	56.28
50E303 2542 2130 00 000000	HS CUSTODIAN FICA	17,000.00	1,426.32	9,556.41	7,443.59	0.00	15,420.15	56.21
50E000 2542 2140 00 000000	MAINT: MEDICARE	5,500.00	401.27	2,898.13	2,601.87	0.00	4,905.11	52.69
50E105 2542 2140 00 000000	ADAMS CUSTODIAN MEDICARE	1,500.00	76.69	546.86	953.14	0.00	792.07	36.46
50E107 2542 2140 00 000000	JEFFERSON CUSTODIAN MEDICAR	1,500.00	129.48	885.87	614.13	0.00	1,299.44	59.06
50E108 2542 2140 00 000000	LINCOLN CUSTODIAN MEDICARE	1,600.00	108.68	747.95	852.05	0.00	1,017.03	46.75
50E109 2542 2140 00 000000	LONGFELLOW CUSTODIAN MEDICA	1,000.00	47.48	439.65	560.35	0.00	688.17	43.97
50E110 2542 2140 00 000000	WASHINGTON CUSTODIAN MEDICA	2,000.00	135.07	936.14	1,063.86	0.00	1,435.08	46.81
50E204 2542 2140 00 000000	JH CUSTODIAN MEDICARE	2,200.00	164.22	1,316.16	883.84	0.00	1,842.04	59.83
50E303 2542 2140 00 000000	HS CUSTODIAN MEDICARE	4,000.00	333.58	2,234.97	1,765.03	0.00	3,606.35	55.87
50E000 2550 2130 00 000000	PUPIL TRANS: FICA	1,500.00	91.40	641.03	858.97	0.00	868.56	42.74
50E000 2550 2140 00 000000	PUPIL TRANS: MEDICARE	400.00	21.38	149.94	250.06	0.00	203.06	37.49
50E000 2560 2120 84 000000	FOOD SERV: IMRF	0.00	0.00	0.00	0.00	0.00	0.00	0.00
50E000 2560 2130 84 000000	FOOD SERV: FICA	7,000.00	563.82	4,229.93	2,770.07	0.00	6,586.36	60.43
50E105 2560 2130 84 000000	ADAMS FOOD SERV FICA	4,500.00	332.98	2,551.40	1,948.60	0.00	3,802.23	56.70
50E107 2560 2130 84 000000	JEFFERSON FOOD SERV FICA	4,500.00	245.44	1,862.77	2,637.23	0.00	2,451.69	41.39
50E108 2560 2130 84 000000	LINCOLN FOOD SERV FICA	6,200.00	424.81	3,158.62	3,041.38	0.00	5,905.06	50.95
50E109 2560 2130 84 000000	LONGFELLOW FOOD SERV FICA	4,500.00	260.53	1,635.15	2,864.85	0.00	2,452.68	36.34
50E110 2560 2130 84 000000	WASHINGTON FOOD SERV FICA	6,800.00	455.97	2,980.41	3,819.59	0.00	3,669.46	43.83
50E204 2560 2130 84 000000	JH FOOD FICA	6,900.00	616.53	4,577.37	2,322.63	0.00	5,809.35	66.34
50E303 2560 2130 84 000000	HS FOOD SERV FICA	6,500.00	658.95	4,559.25	1,940.75	0.00	5,721.71	70.14
50E960 2560 2130 30 000000		3,100.00	0.00	1,511.47	1,588.53	0.00	1,360.26	48.76
50E000 2560 2140 84 000000	FOOD SERV: MEDICARE	1,700.00	131.87	989.26	710.74	0.00	1,540.37	58.19
50E105 2560 2140 84 000000	ADAMS FOOD SERV MEDICARE	1,000.00	77.86	596.67	403.33	0.00	889.24	59.67
50E107 2560 2140 84 000000	JEFFERSON FOOD SERV MEDICAR	1,100.00	57.41	435.66	664.34	0.00	573.48	39.61
50E108 2560 2140 84 000000	LINCOLN FOOD SERV MEDICARE	1,400.00	99.36	738.72	661.28	0.00	1,380.95	52.77
50E109 2560 2140 84 000000	LONGFELLOW FOOD SERV MEDICA	1,100.00	60.92	382.40	717.60	0.00	573.72	34.76
50E110 2560 2140 84 000000	WASHINGTON FOOD SERV MEDICA	1,600.00	106.65	697.05	902.95	0.00	858.12	43.57
50E204 2560 2140 84 000000	JH FOOD SERV MEDICARE	1,600.00	144.18	1,070.49	529.51	0.00	1,358.51	66.91
50E303 2560 2140 84 000000	HS FOOD SERV MEDICARE	2,000.00	154.12	1,066.34	933.66	0.00	1,338.28	53.32
50E960 2560 2140 30 000000		725.00	0.00	353.49	371.51	0.00	318.12	48.76
50E902 2900 2130 30 105000	AD TITLE I FICA	0.00	0.00	0.00	0.00	0.00	0.00	0.00

Account Number	Account Level Description Account Number	2021-22 Original Budget	January 2021-22 Monthly Activity	2021-22 FYTD Activity	2021-22 Available Funds	Encumbered Amount	2020-21 FY Activity	2021-22 FYTD %
50	SOCIAL SECURITY/MEDICARE							
50E902 2900 2130 30 107000	JE TITLE I FICA	0.00	0.00	0.00	0.00	0.00	0.00	0.00
50E902 2900 2130 30 108000	LI TITLE I FICA	0.00	0.00	0.00	0.00	0.00	0.00	0.00
50E902 2900 2130 30 109000	LO TITLE I FICA	0.00	0.00	0.00	0.00	0.00	0.00	0.00
50E902 2900 2130 30 110000	WA TITLE I FICA	0.00	0.00	0.00	0.00	0.00	0.00	0.00
50E930 2900 2130 30 000000	TITLE I: FICA	0.00	0.00	0.00	0.00	0.00	0.00	0.00
50E930 2900 2130 30 105000	AD TITLE I FICA	0.00	0.00	0.00	0.00	0.00	315.99	0.00
50E930 2900 2130 30 107000	JE TITLE I FICA	0.00	0.00	0.00	0.00	0.00	315.99	0.00
50E930 2900 2130 30 108000	LI TITLE I FICA	0.00	0.00	0.00	0.00	0.00	315.99	0.00
50E930 2900 2130 30 109000	LO TITLE I FICA	0.00	0.00	0.00	0.00	0.00	315.99	0.00
50E930 2900 2130 30 110000	WA TITLE I FICA	0.00	0.00	0.00	0.00	0.00	315.98	0.00
50E000 2900 2140 00 000000		0.00	18.56	91.82	-91.82	0.00	0.00	0.00
50E902 2900 2140 30 000000	TITLE I MEDICARE	500.00	0.00	0.00	500.00	0.00	0.00	0.00
50E902 2900 2140 30 105000	AD TITLE I MEDICARE	0.00	5.58	27.60	-27.60	0.00	0.00	0.00
50E902 2900 2140 30 107000	JE TITLE I MEDICARE	0.00	5.58	27.60	-27.60	0.00	0.00	0.00
50E902 2900 2140 30 108000	LI TITLE I MEDICARE	0.00	5.58	27.60	-27.60	0.00	0.00	0.00
50E902 2900 2140 30 109000	LO TITLE I MEDICARE	0.00	5.58	27.60	-27.60	0.00	0.00	0.00
50E902 2900 2140 30 110000	WA TITLE I MEDICARE	0.00	5.58	27.60	-27.60	0.00	0.00	0.00
50E930 2900 2140 30 000000	TITLE I: MEDICARE	0.00	0.00	0.00	0.00	0.00	0.00	0.00
50E930 2900 2140 30 105000	AD TITLE I MEDICARE	0.00	0.00	0.00	0.00	0.00	73.92	0.00
50E930 2900 2140 30 107000	JE TITLE I MEDICARE	0.00	0.00	0.00	0.00	0.00	73.92	0.00
50E930 2900 2140 30 108000	LI TITLE I MEDICARE	0.00	0.00	0.00	0.00	0.00	73.92	0.00
50E930 2900 2140 30 109000	LO TITLE I MEDICARE	0.00	0.00	0.00	0.00	0.00	73.92	0.00
50E930 2900 2140 30 110000	WA TITLE I MEDICARE	0.00	0.00	0.00	0.00	0.00	73.85	0.00
50E902 3900 2130 30 000000	TITLE I FICA	0.00	0.00	0.00	0.00	0.00	0.00	0.00
50E930 3900 2130 30 000000	TITLE I: FICA	0.00	0.00	0.00	0.00	0.00	0.00	0.00
50E902 3900 2140 30 000000	TITLE I MEDICARE	600.00	0.00	0.00	600.00	0.00	0.00	0.00
50E902 3900 2140 30 105000	AD TITLE I MEDICARE	0.00	5.90	29.48	-29.48	0.00	0.00	0.00
50E902 3900 2140 30 107000	JE TITLE I MEDICARE	0.00	5.90	29.48	-29.48	0.00	0.00	0.00
50E902 3900 2140 30 108000	LI TITLE I MEDICARE	0.00	5.90	29.48	-29.48	0.00	0.00	0.00
50E902 3900 2140 30 109000	LO TITLE I MEDICARE	0.00	5.90	29.48	-29.48	0.00	0.00	0.00
50E902 3900 2140 30 110000	WA TITLE I MEDICARE	0.00	5.86	29.48	-29.48	0.00	0.00	0.00
50E930 3900 2140 30 000000	TITLE I: MEDICARE	83.00	0.00	0.00	83.00	0.00	0.00	0.00
50E930 3900 2140 30 105000		0.00	0.00	16.52	-16.52	0.00	49.56	0.00
50E930 3900 2140 30 107000		0.00	0.00	16.52	-16.52	0.00	49.56	0.00
50E930 3900 2140 30 108000		0.00	0.00	16.52	-16.52	0.00	49.56	0.00
50E930 3900 2140 30 109000		0.00	0.00	16.52	-16.52	0.00	49.56	0.00
50E930 3900 2140 30 110000		0.00	0.00	16.56	-16.56	0.00	49.68	0.00
50E000 3901 2130 00 000000	AFTERCATS: FICA	400.00	26.23	237.13	162.87	0.00	349.19	59.28

Account Number	Account Level Description Account Number	2021-22 Original Budget	January 2021-22 Monthly Activity	2021-22 FYTD Activity	2021-22 Available Funds	Encumbered Amount	2020-21 FY Activity	2021-22 FYTD %
50	SOCIAL SECURITY/MEDICARE							
50E105 3901 2130 00 000000	ADAMS AFTERCATS FICA	400.00	14.69	123.72	276.28	0.00	306.78	30.93
50E107 3901 2130 00 000000	JEFFERSON AFTERCATS FICA	600.00	31.56	281.74	318.26	0.00	390.25	46.96
50E108 3901 2130 00 000000	LINCOLN AFTERCATS FICA	1,200.00	48.74	465.45	734.55	0.00	677.33	38.79
50E109 3901 2130 00 000000	LONGFELLOW AFTERCATS FICA	1,000.00	79.04	667.36	332.64	0.00	809.41	66.74
50E110 3901 2130 00 000000	WASHINGTON AFTERCATS FICA	1,000.00	57.48	482.58	517.42	0.00	592.92	48.26
50E204 3901 2130 00 000000	JH AFTERCATS FICA	500.00	25.22	240.28	259.72	0.00	355.60	48.06
50E000 3901 2140 00 000000	AFTERCATS: MEDICARE	100.00	6.13	55.46	44.54	0.00	81.70	55.46
50E105 3901 2140 00 000000	ADAMS AFTERCATS MEDICARE	100.00	3.44	28.94	71.06	0.00	71.74	28.94
50E107 3901 2140 00 000000	JEFFERSON AFTERCATS MEDICAR	200.00	7.38	65.88	134.12	0.00	91.28	32.94
50E108 3901 2140 00 000000	LINCOLN AFTERCATS MEDICARE	330.00	11.40	108.87	221.13	0.00	158.41	32.99
50E109 3901 2140 00 000000	LONGFELLOW AFTERCATS MEDICA	300.00	18.48	156.06	143.94	0.00	189.29	52.02
50E110 3901 2140 00 000000	WASHINGTON AFTERCATS MEDICA	300.00	13.45	112.86	187.14	0.00	138.64	37.62
50E204 3901 2140 00 000000	JH AFTERCATS - MEDICARE	150.00	5.90	56.18	93.82	0.00	83.18	37.45
50---- ---- ---- -- ------		602,664.00	43,598.35	315,149.53	287,514.47	0.00	482,190.98	52.29
51	ILLINOIS MUNICIPAL RETIREMENT							
51E960 1100 2120 30 000000		7,500.00	0.00	4,109.27	3,390.73	0.00	3,086.25	54.79
51E960 1100 2130 30 000000	IMRF K-12 ESSER II	0.00	0.00	0.00	0.00	0.00	-2,621.19	0.00
51E105 1101 2120 00 000000	ELEM. IMRF	2,200.00	107.60	1,219.07	980.93	0.00	1,967.49	55.41
51E105 1101 2120 00 000001	ADAMS IMRF	2,800.00	0.00	0.00	2,800.00	0.00	521.68	0.00
51E107 1101 2120 00 000000	JEFFERSON IMRF	2,800.00	121.49	1,305.14	1,494.86	0.00	2,268.32	46.61
51E108 1101 2120 00 000000	LINCOLN IMRF	100.00	0.00	0.00	100.00	0.00	0.00	0.00
51E109 1101 2120 00 000000	LONGFELLOW IMRF	2,200.00	116.78	1,205.63	994.37	0.00	2,085.17	54.80
51E110 1101 2120 00 000000	WASHINGTON IMRF	3,300.00	230.68	2,365.24	934.76	0.00	3,071.27	71.67
51E303 1103 2120 00 000000	HS IMRF	27,000.00	865.36	7,159.44	19,840.56	0.00	12,228.49	26.52
51E303 1103 2120 00 000001	HS IMRF	2,000.00	0.00	0.00	2,000.00	0.00	0.00	0.00
51E940 1250 2120 30 000000	Esser Grant-IMRF-Employer	0.00	0.00	0.00	0.00	0.00	0.00	0.00
51E965 1250 2120 30 000000	ESSER III IMRF	15,000.00	0.00	0.00	15,000.00	0.00	0.00	0.00
51E000 1500 2120 00 000000	ATHL: IMRF	4,200.00	282.04	2,327.10	1,872.90	0.00	3,855.51	55.41
51E000 1500 2120 00 000001	ATHL: IMRF	1,500.00	94.40	647.59	852.41	0.00	634.86	43.17
51E000 1500 2120 01 000000	FOOTBALL IMRF	0.00	0.00	0.00	0.00	0.00	0.00	0.00
51E000 1500 2120 06 000000	WRESTLING IMRF	0.00	0.00	0.00	0.00	0.00	0.00	0.00
51E000 1500 2120 15 000000	HS BOYS BASKETBALL IMRF	0.00	0.00	0.00	0.00	0.00	0.00	0.00
51E000 1500 2120 20 000000	JH BOYS BASKETBALL IMRF	0.00	0.00	0.00	0.00	0.00	0.00	0.00
51E303 1500 2120 01 000000	HS FOOTBALL IMRF	600.00	136.40	1,057.12	-457.12	0.00	546.12	176.19
51E303 1500 2120 06 000000	HS WRESTLING IMRF	400.00	0.00	0.00	400.00	0.00	0.00	0.00

Account Number	Account Level Description Account Number	2021-22 Original Budget	January 2021-22 Monthly Activity	2021-22 FYTD Activity	2021-22 Available Funds	Encumbered Amount	2020-21 FY Activity	2021-22 FYTD %
51	ILLINOIS MUNICIPAL RETIREMENT							
51E303 1500 2120 15 000000	HS BOYS BASKETBALL IMRF	800.00	44.02	358.74	441.26	0.00	624.00	44.84
51E303 1500 2120 31 000000		800.00	128.78	437.98	362.02	0.00	612.72	54.75
51E303 1500 2120 32 000000		0.00	0.00	485.00	-485.00	0.00	0.00	0.00
51E303 1500 2120 33 000000	HS GIRLS TRACK IMRF	1,000.00	0.00	0.00	1,000.00	0.00	906.69	0.00
51E000 1501 2120 00 000000	ADAMS IMRF	500.00	0.00	509.25	-9.25	0.00	476.44	101.85
51E000 2134 2120 00 000000	HEALTH SERV IMRF	500.00	655.50	655.50	-155.50	0.00	220.68	131.10
51E105 2134 2120 00 000000	HEALTH SERV. IMRF	5,000.00	285.42	2,312.63	2,687.37	0.00	4,005.23	46.25
51E107 2134 2120 00 000000	HEALTH SERV. IMRF	4,200.00	277.89	2,261.88	1,938.12	0.00	3,811.41	53.85
51E108 2134 2120 00 000000	HEALTH SERVICES: IMRF	5,000.00	302.93	2,492.48	2,507.52	0.00	4,221.12	49.85
51E109 2134 2120 00 000000	HEALTH SERV. IMRF	4,000.00	250.58	2,023.54	1,976.46	0.00	3,480.85	50.59
51E110 2134 2120 00 000000	HEALTH SERV. IMRF	5,800.00	391.02	3,159.33	2,640.67	0.00	5,389.10	54.47
51E204 2134 2120 00 000000	HEALTH SERV. IMRF	3,500.00	413.79	3,491.77	8.23	0.00	2,648.72	99.76
51E303 2134 2120 00 000000	HEALTH SERV. IMRF	4,000.00	473.98	3,267.67	732.33	0.00	3,544.95	81.69
51E960 2134 2120 30 000000		0.00	5.24	157.90	-157.90	0.00	0.00	0.00
51E965 2134 2120 30 000000		0.00	0.00	29.90	-29.90	0.00	0.00	0.00
51E105 2190 2120 00 000000	ADAMS SUPPORT IMRF	1,000.00	0.00	0.00	1,000.00	0.00	0.00	0.00
51E107 2190 2120 00 000000	JEFFERSON SUPPORT IMRF	1,000.00	72.27	870.44	129.56	0.00	894.24	87.04
51E108 2190 2120 00 000000	LINCOLN SUPPORT IMRF	1,000.00	42.44	522.60	477.40	0.00	672.41	52.26
51E109 2190 2120 00 000000	LONGFELLOW SUPPORT IMRF	2,000.00	108.19	1,123.15	876.85	0.00	1,558.66	56.16
51E110 2190 2120 00 000000	WASHINGTON SUPPORT IMRF	4,000.00	361.05	4,111.40	-111.40	0.00	3,791.06	102.79
51E204 2190 2120 00 000000	JH SUPPORT STAFF IMRF	2,000.00	93.39	1,072.76	927.24	0.00	1,342.22	53.64
51E303 2190 2120 00 000000	HS SUPPORT STAFF IMRF	6,000.00	387.48	4,410.78	1,589.22	0.00	5,213.46	73.51
51E000 2210 2120 00 000000	STAFF DEV IMRF	6,000.00	421.72	3,459.38	2,540.62	0.00	5,622.11	57.66
51E940 2210 2120 30 000000	ESSER IMRF	500.00	0.00	0.00	500.00	0.00	173.47	0.00
51E000 2225 2120 00 000000	TECHNOLOGY IMRF	37,000.00	2,682.86	22,227.63	14,772.37	0.00	36,974.13	60.07
51E000 2321 2120 00 000000	ADMIN IMRF	7,500.00	546.24	4,480.79	3,019.21	0.00	7,042.31	59.74
51E105 2410 2120 00 000000	PRINCIPAL IMRF	7,000.00	481.06	4,225.57	2,774.43	0.00	6,952.06	60.37
51E107 2410 2120 00 000000	PRINCIPAL IMRF	5,500.00	399.08	3,257.96	2,242.04	0.00	5,604.32	59.24
51E108 2410 2120 00 000000	PRINCIPAL IMRF	7,500.00	535.88	4,360.80	3,139.20	0.00	7,305.71	58.14
51E109 2410 2120 00 000000	PRINCIPAL IMRF	8,500.00	623.29	4,822.49	3,677.51	0.00	7,860.94	56.74
51E110 2410 2120 00 000000	PRINCIPAL IMRF	6,200.00	423.92	3,558.89	2,641.11	0.00	6,006.81	57.40
51E204 2410 2120 00 000000	PRINCIPAL IMRF	9,800.00	717.77	5,834.33	3,965.67	0.00	9,712.05	59.53
51E303 2410 2120 00 000000	PRINCIPAL IMRF	28,000.00	1,715.93	14,173.38	13,826.62	0.00	25,652.63	50.62
51E000 2510 2120 00 000000	BUS. MGR. IMRF	15,000.00	948.00	7,776.26	7,223.74	0.00	12,771.87	51.84
51E000 2520 2120 00 000000	FISCAL IMRF	15,000.00	786.60	6,672.73	8,327.27	0.00	10,164.78	44.48
51E000 2542 2120 00 000000	CUST./MAINT. IMRF	60,000.00	3,506.34	30,335.60	29,664.40	0.00	52,763.22	50.56
51E105 2542 2120 00 000000	CUST./MAINT. IMRF	15,000.00	746.22	6,034.37	8,965.63	0.00	10,064.40	40.23
51E107 2542 2120 00 000000	CUST./MAINT. IMRF	15,000.00	1,189.81	9,537.13	5,462.87	0.00	13,417.67	63.58

Account Number	Account Level Description Account Number	2021-22 Original Budget	January 2021-22 Monthly Activity	2021-22 FYTD Activity	2021-22 Available Funds	Encumbered Amount	2020-21 FY Activity	2021-22 FYTD %
51	ILLINOIS MUNICIPAL RETIREMENT							
51E108 2542 2120 00 000000	CUST./MAINT. IMRF	13,000.00	993.10	7,986.98	5,013.02	0.00	11,211.62	61.44
51E109 2542 2120 00 000000	CUST./MAINT. IMRF	8,000.00	401.07	3,194.29	4,805.71	0.00	5,268.84	39.93
51E110 2542 2120 00 000000	CUST./MAINT. IMRF	20,000.00	1,061.45	7,777.07	12,222.93	0.00	15,965.63	38.89
51E204 2542 2120 00 000000	CUST./MAINT. IMRF	20,000.00	1,303.09	11,412.24	8,587.76	0.00	18,250.23	57.06
51E303 2542 2120 00 000000	CUST./MAINT. IMRF	42,000.00	2,748.23	22,602.56	19,397.44	0.00	41,352.59	53.82
51E000 2550 2120 00 000000	TRANS. IMRF	3,500.00	196.66	1,613.13	1,886.87	0.00	2,278.50	46.09
51E000 2560 2120 84 000000	FOOD SERVICE IMRF	16,000.00	1,138.57	9,511.79	6,488.21	0.00	15,697.20	59.45
51E105 2560 2120 84 000000	FOOD SERV. IMRF	10,500.00	751.23	6,626.51	3,873.49	0.00	10,492.11	63.11
51E107 2560 2120 84 000000	FOOD SERV. IMRF	10,000.00	495.63	4,416.31	5,583.69	0.00	5,582.93	44.16
51E108 2560 2120 84 000000	FOOD SERV. IMRF	15,000.00	912.75	7,629.81	7,370.19	0.00	14,178.84	50.87
51E109 2560 2120 84 000000	FOOD SERVICE IMRF	10,000.00	553.53	4,120.20	5,879.80	0.00	5,569.16	41.20
51E110 2560 2120 84 000000	FOOD SERV. IMRF	16,000.00	920.74	5,586.88	10,413.12	0.00	7,497.38	34.92
51E204 2560 2120 84 000000	FOOD SERV. IMRF	16,000.00	1,101.51	8,429.00	7,571.00	0.00	14,990.08	52.68
51E303 2560 2120 84 000000	FOOD SERV. IMRF	16,000.00	1,370.69	11,216.26	4,783.74	0.00	14,445.22	70.10
51E960 2560 2120 30 000000		7,500.00	0.00	2,951.71	4,548.29	0.00	2,621.19	39.36
51E902 2900 2120 30 000000	TITLE I IMRF	0.00	0.00	0.00	0.00	0.00	0.00	0.00
51E902 2900 2120 30 105000	AD TITLE I IMRF	0.00	0.00	0.00	0.00	0.00	0.00	0.00
51E902 2900 2120 30 107000	JE TITILE I IMRF	0.00	0.00	0.00	0.00	0.00	0.00	0.00
51E902 2900 2120 30 108000	LI TITLE I IMRF	0.00	0.00	0.00	0.00	0.00	0.00	0.00
51E902 2900 2120 30 109000	LO TITLE I IMRF	0.00	0.00	0.00	0.00	0.00	0.00	0.00
51E902 2900 2120 30 110000	WA TITLE I IMRF	0.00	0.00	0.00	0.00	0.00	0.00	0.00
51E930 2900 2120 30 000000	TITLE I IMRF	0.00	0.00	0.00	0.00	0.00	0.00	0.00
51E930 2900 2120 30 105000	AD TITLE I IMRF	0.00	0.00	0.00	0.00	0.00	775.41	0.00
51E930 2900 2120 30 107000	JE TITLE I IMRF	0.00	0.00	0.00	0.00	0.00	775.41	0.00
51E930 2900 2120 30 108000	LI TITLE I IMRF	0.00	0.00	0.00	0.00	0.00	775.41	0.00
51E930 2900 2120 30 109000	LO TITLE I IMRF	0.00	0.00	0.00	0.00	0.00	775.41	0.00
51E930 2900 2120 30 110000	WA TITLE I IMRF	0.00	0.00	0.00	0.00	0.00	775.33	0.00
51E107 3901 2120 00 000000	AFTERCATS IMRF	1,100.00	63.74	670.26	429.74	0.00	956.64	60.93
51E108 3901 2120 00 000000	AFTERCATS IMRF	2,500.00	94.67	964.63	1,535.37	0.00	1,666.43	38.59
51E109 3901 2120 00 000000	LONGFELLOW AFTERCATS IMRF	2,300.00	115.87	1,094.99	1,205.01	0.00	1,964.92	47.61
51E110 3901 2120 00 000000	WA AFTERCATS IMRF	1,000.00	116.08	1,148.24	-148.24	0.00	688.90	114.82
51E204 3901 2120 00 000000	JH AFTERCATS IMRF	1,400.00	75.97	711.04	688.96	0.00	1,160.31	50.79
51---- ---- ---- -- ------		599,000.00	36,388.02	305,571.51	293,428.49	0.00	484,862.10	51.01

Account Number	Account Level Description Account Number	2021-22 Original Budget	January 2021-22 Monthly Activity	2021-22 FYTD Activity	2021-22 Available Funds	Encumbered Amount	2020-21 FY Activity	2021-22 FYTD %
60	CAPITAL PROJECTS FUND OR FUND							
60E000 2532 5100 01 000001	LAND PURCHASE	0.00	0.00	0.00	0.00	0.00	0.00	0.00
60E000 2533 3010 00 019023	ARC FEES-DOOR HARDWARE REPL	0.00	0.00	0.00	0.00	0.00	0.00	0.00
60E000 2533 3010 00 019087	ARC FEES-DOOR HARDWARE-WASH	0.00	0.00	0.00	0.00	0.00	0.00	0.00
60E000 2533 3010 00 019095	ARC FEES-LINCOLN ROOF REPL.	0.00	0.00	0.00	0.00	0.00	0.00	0.00
60E000 2533 5230 00 000000	ARCH LOCAL PROJECTS	200,000.00	0.00	54,080.00	145,920.00	0.00	0.00	27.04
60E000 2533 5230 00 019095	ARCH LINCOLN ROOF	0.00	0.00	0.00	0.00	0.00	0.00	0.00
60E000 2533 5230 00 020084	ARCHITECT PAVEMENT PLAYGROU	10,000.00	0.00	19,471.48	-9,471.48	0.00	44,243.52	194.71
60E000 2533 5230 03 018078	MHS ARC FEES-PHASE 2	0.00	0.00	0.00	0.00	0.00	0.00	0.00
60E000 2533 5230 03 019042	MHS - PHASE 3 ARCHITECT	1,200.00	0.00	1,622.21	-422.21	0.00	23,764.00	135.18
60E000 2533 5230 03 020016	FOOTBALL LIGHTING ARCHITECT	0.00	0.00	0.00	0.00	0.00	17,873.36	0.00
60E000 2533 5230 03 020080	ARCHITECT MHS PHASE 4	10,000.00	0.00	2,473.71	7,526.29	0.00	8,716.95	24.74
60E000 2533 5230 03 020083	ARCHITECT FB FIELD SEWER RE	600.00	0.00	528.76	71.24	0.00	7,743.51	88.13
60E109 2533 5230 00 018072	Longfellow Roof Repl Arc Fe	0.00	0.00	0.00	0.00	0.00	0.00	0.00
60E110 2533 5230 00 021053	ARCHITECT WA ACCESSIBILITY	10,000.00	0.00	5,869.20	4,130.80	0.00	0.00	58.69
60E000 2535 3190 00 000002	UNIT 2 LOCAL PROJECTS	2,000,000.00	0.00	0.00	2,000,000.00	0.00	533,226.20	0.00
60E000 2535 5230 00 019042	MHS AC PHASE 3	30,000.00	0.00	35,069.50	-5,069.50	0.00	443,290.50	116.90
60E000 2535 5230 00 020084	PAVEMENT/PLAYGROUND SURFACE	600,000.00	0.00	591,364.94	8,635.06	0.00	0.00	98.56
60E109 2535 5230 00 018072	Longfellow School Roof Repl	0.00	0.00	0.00	0.00	0.00	0.00	0.00
60E110 2535 5230 00 021053	WASHINGTON ACCESSIBILITY	50,000.00	6,623.00	45,800.00	4,200.00	0.00	0.00	91.60
60E303 2535 5230 00 018002	MHS AC PHASE I	0.00	0.00	0.00	0.00	0.00	55,790.81	0.00
60E303 2535 5230 00 018078	MHS Access Costs Phase 2	0.00	0.00	0.00	0.00	0.00	0.00	0.00
60E303 2535 5230 00 020016	MHS FOOTBALL LIGHTS/SEWER	4,283.00	0.00	4,282.20	0.80	0.00	404,473.56	99.98
60E303 2535 5230 00 020080	MHS PHASE 4 CONSTRUCTION	72,000.00	0.00	71,559.00	441.00	0.00	23,841.00	99.39
60E303 2535 5230 03 018002	MHS AC PHASE 1	0.00	0.00	0.00	0.00	0.00	0.00	0.00
60E000 8410 6600 00 000000	NEW AS PRINCIPAL PMT TO FUN	675,000.00	0.00	0.00	675,000.00	0.00	695,000.00	0.00
60E000 8510 6600 00 000000	NEW AS INTEREST PMT TO FUND	76,935.00	0.00	38,467.50	38,467.50	0.00	92,433.50	50.00
60---- ---- ---- -- ------		3,740,018.00	6,623.00	870,588.50	2,869,429.50	0.00	2,350,396.91	23.28
70	WORKING CASH FUND							
70E000 8110 0000 10 000000	PERMANENT XFER TO EDUCATION	0.00	0.00	0.00	0.00	0.00	0.00	0.00
70E000 8120 7100 00 000000	TRANS INTEREST	0.00	0.00	0.00	0.00	0.00	0.00	0.00
70---- ---- ---- -- ------		0.00	0.00	0.00	0.00	0.00	0.00	0.00

Account Number	Account Level Description Account Number	2021-22 Original Budget	January 2021-22 Monthly Activity	2021-22 FYTD Activity	2021-22 Available Funds	Encumbered Amount	2020-21 FY Activity	2021-22 FYTD %
80	TORT IMMUNITY AND JUDGMENT FUN							
80E000 2361 3800 00 000000	TORT: WORKERS COMPENSATION	190,000.00	0.00	185,468.00	4,532.00	0.00	178,523.00	97.61
80E000 2365 3180 00 000000	TORT: LEGAL SERVICES	80,000.00	1,676.80	6,931.80	73,068.20	0.00	26,787.00	8.66
80E000 2365 3190 00 000000	TORT: CONTRACTUAL SERVICES	10,000.00	0.00	0.00	10,000.00	0.00	0.00	0.00
80E000 2365 3800 00 000000	TORT: PROPERTY CASUALTY	350,000.00	279,829.00	317,530.30	32,469.70	0.00	290,599.16	90.72
80E000 2365 3800 00 000001	TORT: UNEMPLOYMENT	20,000.00	120.00	3,355.12	16,644.88	0.00	12,426.85	16.78
80E000 2366 3190 00 000000	SETTLEMENT AGREEMENT	0.00	0.00	0.00	0.00	0.00	0.00	0.00
80---- ---- ---- -- ------		650,000.00	281,625.80	513,285.22	136,714.78	0.00	508,336.01	78.97
90	FIRE PREVENTION AND SAFETY FUN							
90E000 2533 3010 02 001203	Jr.High 10 YR HLS REPORT	10,000.00	0.00	0.00	10,000.00	0.00	0.00	0.00
90E000 2533 3010 04 001001	CS 10 YR HLS REPORT	0.00	0.00	0.00	0.00	0.00	0.00	0.00
90E000 2533 3010 06 001407	Lincoln HLS 10 YR Survey	0.00	0.00	0.00	0.00	0.00	0.00	0.00
90E000 2533 3010 07 000000	JEFFHI HLS 10 YR SURVEY	0.00	0.00	0.00	0.00	0.00	0.00	0.00
90E000 2533 3010 07 001405	Long. HLS 10 Yr Survey	0.00	0.00	0.00	0.00	0.00	0.00	0.00
90E000 2533 3010 08 001406	Wash. HLS 10 Yr Survey	0.00	0.00	0.00	0.00	0.00	0.00	0.00
90E000 2533 3010 08 019095	LINCOLN ROOF PROJECT	0.00	0.00	0.00	0.00	0.00	0.00	0.00
90E000 2533 5230 00 019095	ARCH FEES LINCOLN ROOF	0.00	0.00	1,200.57	-1,200.57	0.00	4,211.85	0.00
90E108 2533 5230 00 000000	ARCH FEE LINCOLN HVAC/ROOF/	50,000.00	0.00	52,801.43	-2,801.43	0.00	199,964.58	105.60
90E000 2535 5210 00 000000	HLS GENERAL	0.00	0.00	0.00	0.00	0.00	0.00	0.00
90E000 2535 5230 00 019095	LINCOLN ELEM ROOF PROJECT	26,735.00	0.00	26,734.70	0.30	0.00	236,457.90	100.00
90E000 2535 5230 00 020018	LINCOLN HVAC/ROOF/DOORS	1,670,000.00	143,677.69	996,218.73	673,781.27	0.00	593,106.88	59.65
90E000 8990 0000 00 000000	Other Sources	0.00	0.00	0.00	0.00	0.00	42,919.00	0.00
90---- ---- ---- -- ------		1,756,735.00	143,677.69	1,076,955.43	679,779.57	0.00	1,076,660.21	61.30
Grand Expense Totals		59,704,128.00	3,992,832.68	28,720,793.86	30,614,770.38	358,223.21	53,472,558.32	48.11

Number of Accounts: 2214

********** End of report **********